



# TOTAL INCOME OF THE POPULATION

preliminary data

January-December 2017



One of the basic key factors in the level of security and well-being of the population is existence of a constant source of income among the population .

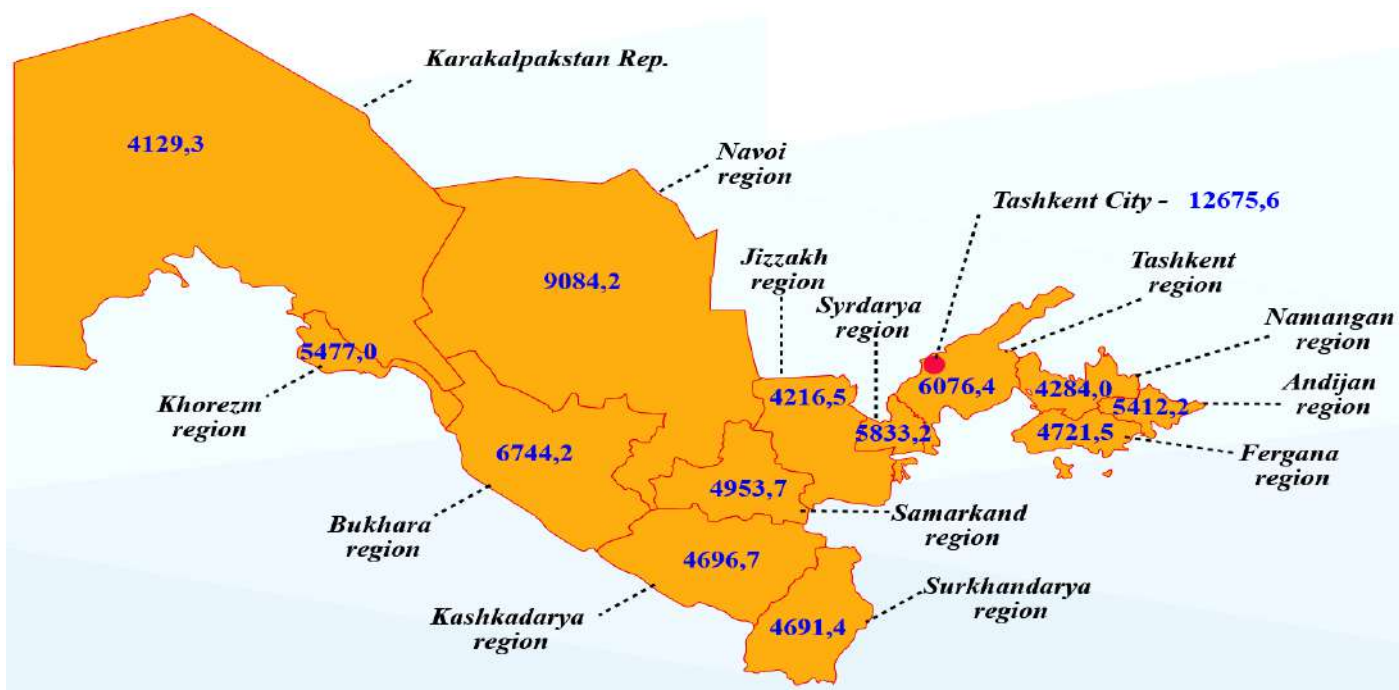
Total income of the population includes cash incomes and incomes in kind, consists of receipts, which, as a rule, have the property of recurrence and come to the household or its Individual members on a regular basis, annually or at shorter intervals.

In January-December of 2017, the total amount of total household incomes amounted to 186.2 trillion soums, per capita averaged 5.8 million soums.

The growth rate of aggregate per capita income in real terms was 110.3 percent compared to with a similar period.



## The volume of average per capita aggregate income of the population by regions Of the Republic of Uzbekistan for January-December 2017 (thousand soums).

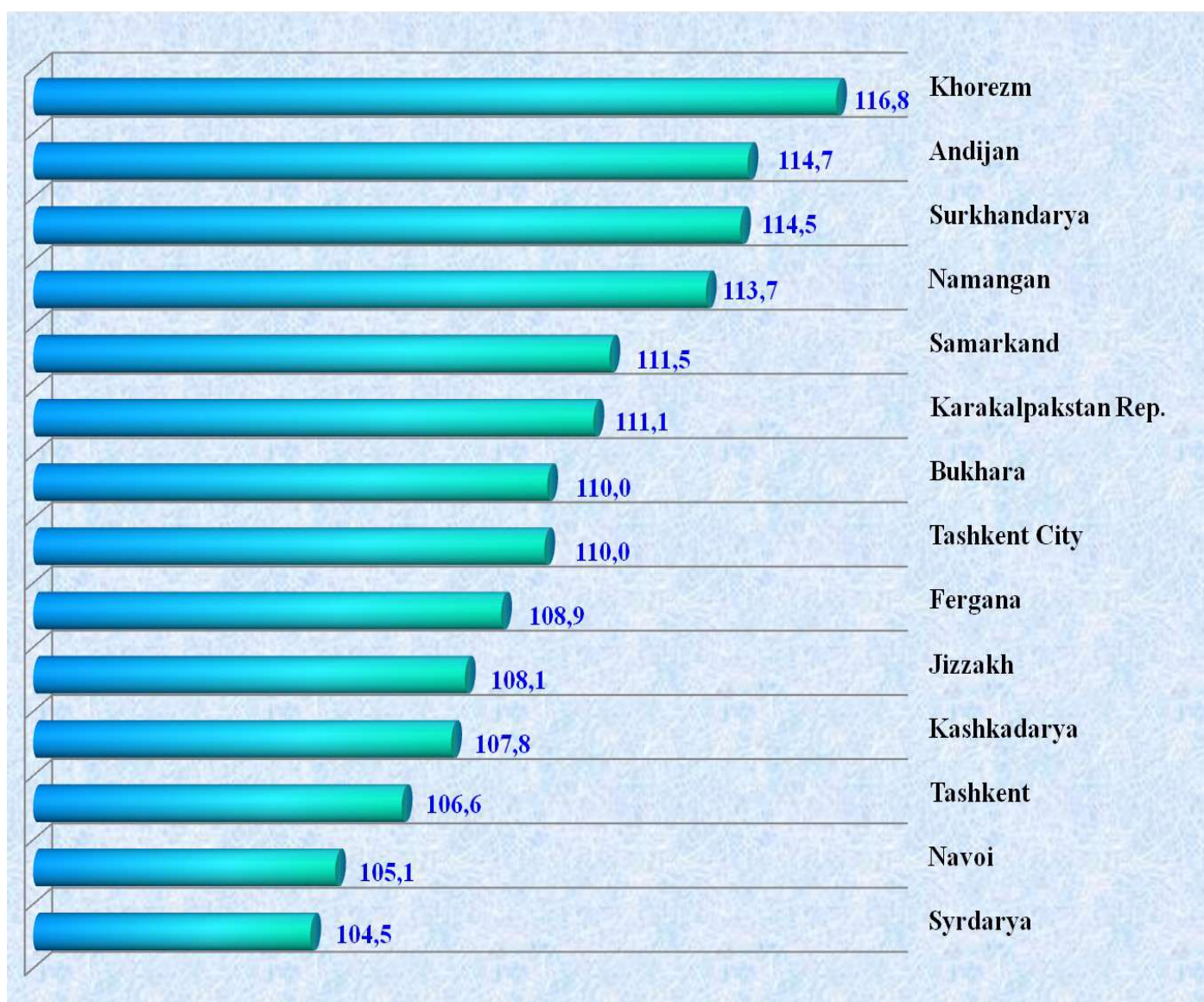


## Total income of the population

The average per capita aggregate incomes of the population above the average republican level are observed in Tashkent city - 12.7 million soums, Navoi - 9.1 million soums, Bukhara - 6.7 million soums, Tashkent - 6.1 million soums and Syrdarya regions - 5.8 million soums.

A significant high rate of real growth in total per capita income in the Khorezm region is 16.8 percent. Also, in Andijan - 14.7 percent, Surkhandarya - 14.5 percent, Namangan - 13.7 percent, Samarkand regions - 11.5 percent and the Republic of Karakalpakstan - 11.1 percent of the average per capita income exceeds the average republican level.


### Real growth rates of aggregate per capita income, in the regions of the Republic of Uzbekistan, in%



# Total income of the population

## Structure of total incomes of the population

A significant increase in the total aggregate income of the population was mainly contributed by significant changes in income from work (income of employees and from self-employment), which account for 68.8 percent of total revenues and 24.8 percent of revenues from transfers.



## Income from labor activity

The income from labor activity has a significant weight in the structure of the aggregate income of the population. The share of these incomes is about 70 percent in the structure of the aggregate income of the population. According to the preliminary results for 2017, the nominal growth rate of income from work activity to the corresponding period of 2016 was 113.7 percent.

Such a significant share and the rate of their growth over this period contributed to an increase in the total volume of total revenues of about 10.2 percent.

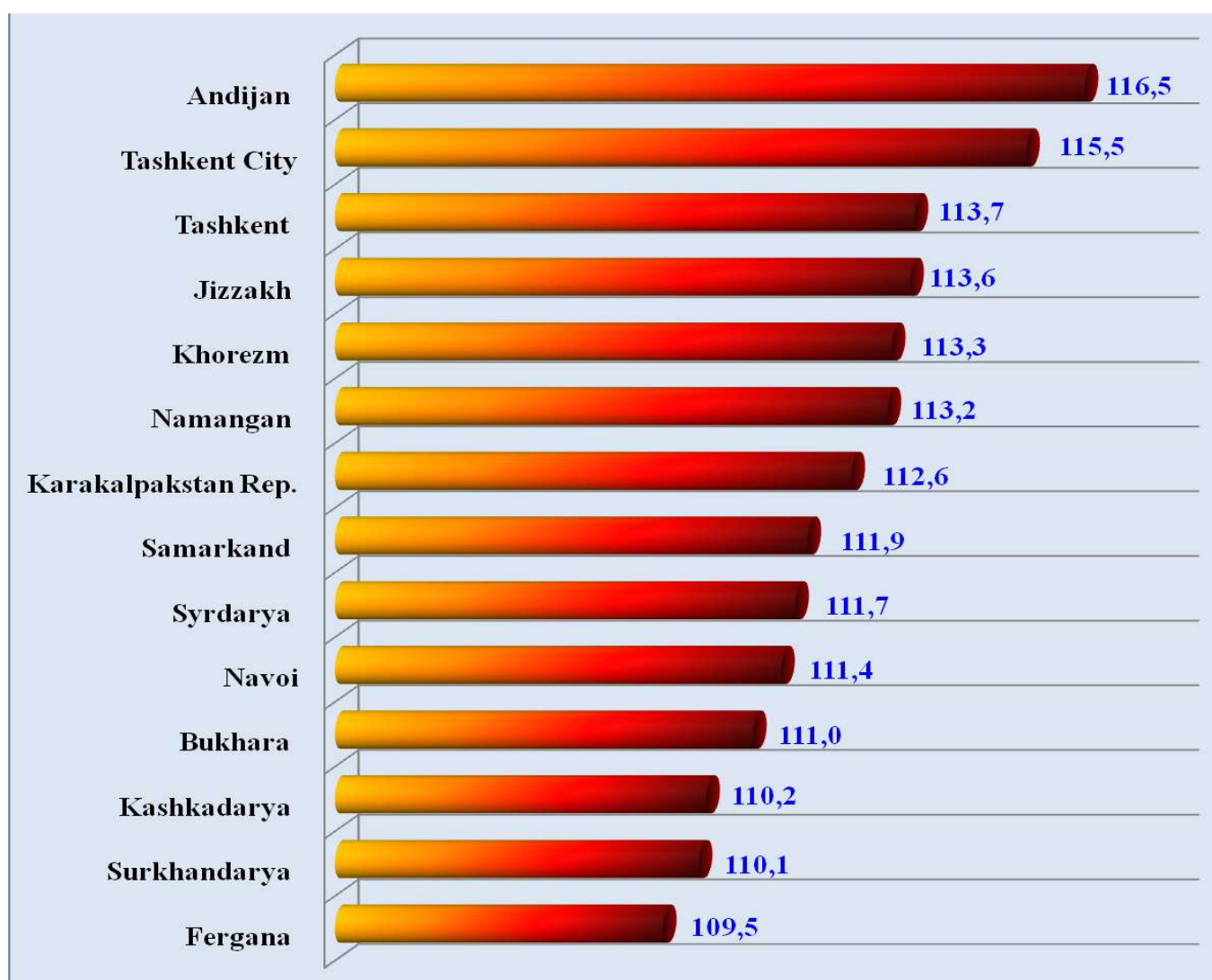
In turn, income from work is formed from the income of employees and income from self-employment.

## Total income of the population

In January-December 2017, incomes of wage earners increased by 12.8 percent and amounted to 34.3 percent of the total aggregate income of the population.

The highest nominal rate of increase in the incomes of wage earners was registered in the Andijan (116.5%) region and Tashkent city (115.5%), Tashkent (113.7%), Jizzakh (113.6%), Khorezm (113, 3%) and Namangan (113.2%) regions.

**The growth rate of incomes of wage earners by regions  
for January-December of 2017.  
(in% to the corresponding period of the previous year. )**



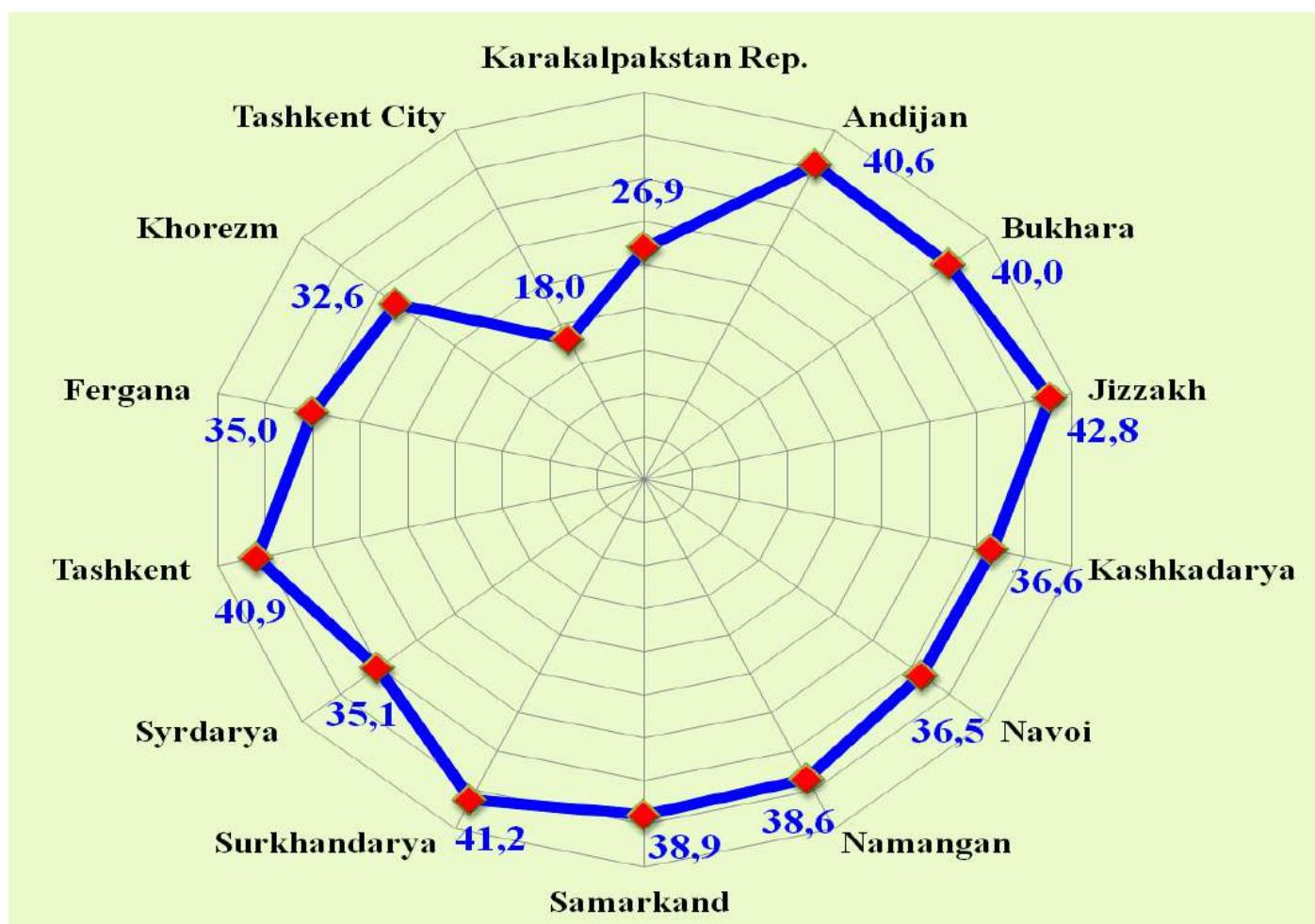
Also, the next main source of income from employment is income from self-employment. In this area, the individual entrepreneurial activity of the population in different branches of the economy.

## Total income of the population

In January-December of 2017, the nominal growth rate of the population's income from self-employment amounted to 114.6 percent. In the total volume of aggregate incomes of the population, this source of income is significant, and its share is 34.5 percent.

Incomes from self-employment in their specific weight have a very significant impact on the aggregate income of the population. With the growth of self-employment income by 1 percent, the total amount of total income increases by 0.37 percent.

### The share of income from self-employment in the total aggregate income of the population by region, in%



The share of income from self-employment in the regions differs and varies from 18 percent (in the city of Tashkent) to 42.8 (in the Jizzakh region) per cent. One third (32.3 percent) of self-employment income received is Samarkand (11.1 percent), Tashkent (11.0 percent) and Andijan (10.2 percent).

## Total income of the population

Also, one of the sources of income of the population is income from property. According to preliminary results for 2017, the population received 7.9 trillion soums of property income. The nominal rate of their growth in comparison with the corresponding period of 2016 was 137.9 percent. The share of property income in the total aggregate income of the population is 4.2 percent.

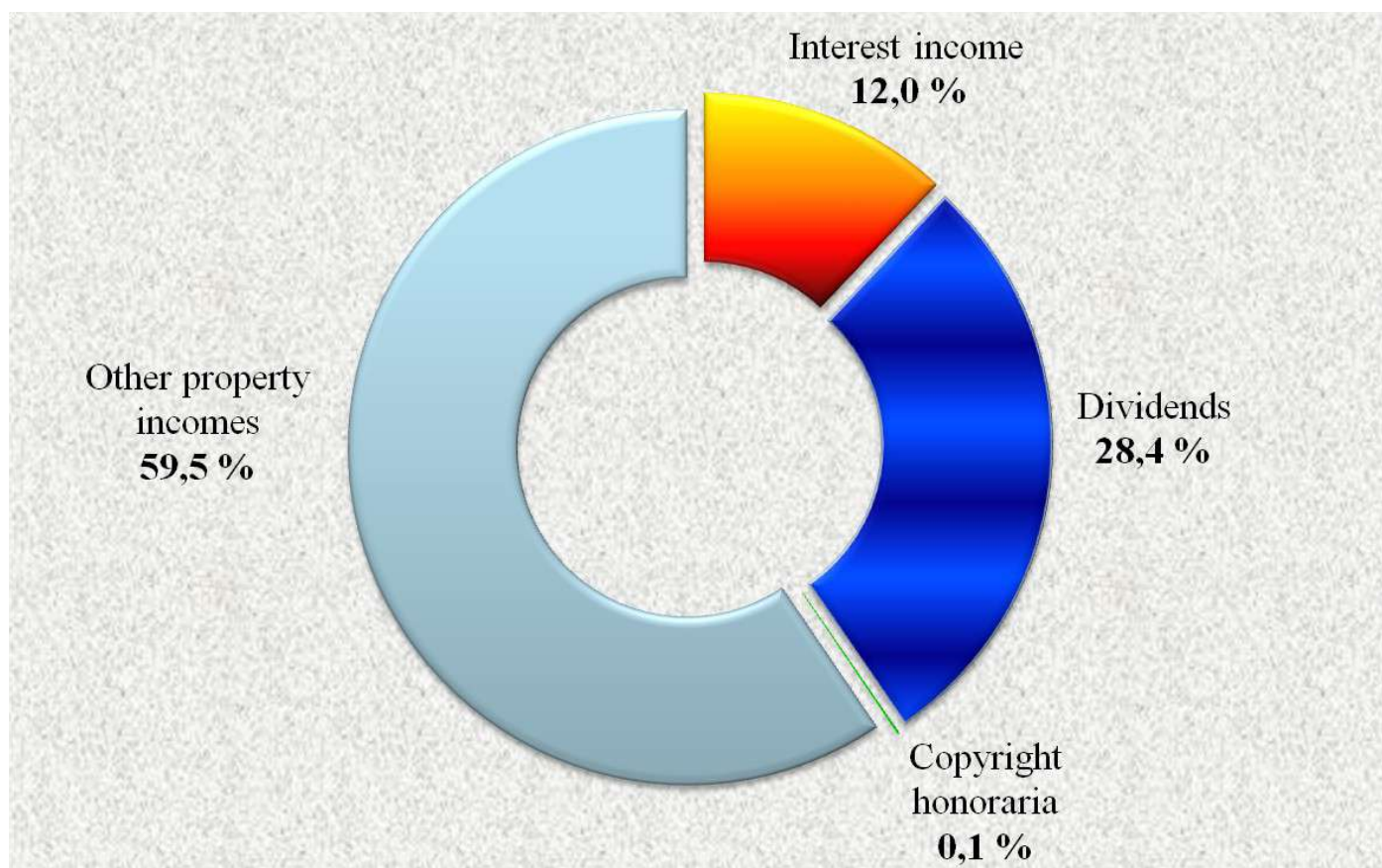
Incomes from property in turn consist of - percent, dividends, royalties and other property incomes.

In the structure of income from property, the majority property income - 59.5 percent. Next on the importance are dividends - 28.4 percent, interest on bonds, deposits and other securities and royalties - 12.1 percent.

The influence of income from ownership on changes in the total volume of aggregate income of the population is insignificant. If in the period under review the increase in the total volume of aggregate incomes of the population is 22.8 percent, out of them, 1.4 percent is accounted for the share of property income.

Two thirds of the volume of income received for January-December 2017 from property falls on the share of Tashkent city - 69.1 percent. The following regions that have significant weight are Tashkent (6.9%), Ferghana (3.9%) and Samarkand (3.6%) regions.

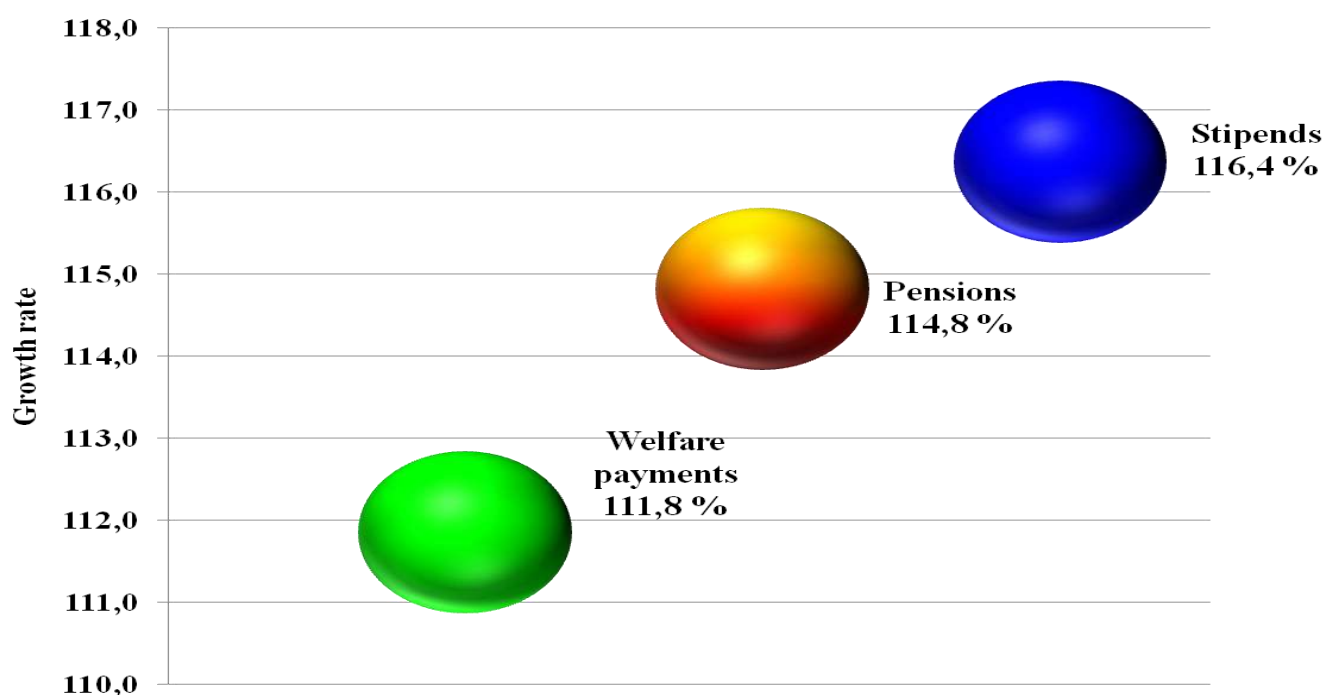
### Structure of income from property, in%



## Total income of the population

In the structure of the population's incomes, the income from transfers. The nominal growth rate of revenues from transfers on preliminary results for 2017 to the corresponding period of the previous year was 155.9 percent. At the same time, during this period the share of transfers in total the volume of aggregate income of the population increased by 5.3 percentage points, and amounted to 24.8 percent. The growth of social transfers for this period amounted to 114.5 percent.

**The growth rate of social transfers by species, in%**



The growth of social transfers is mainly affected by pensions, whose share is 84 percent in their volume. The growth rate of pensions in comparison with the data of the corresponding period of 2016 amounted to 114.8 percent.

Changes over the past period of pensions, allowances and scholarships contributed to an increase in the total aggregate income of the population by 1.8 percent.

**Department of Living Standards  
Statistics and Population Surveys**

Responsible: **J. Xakimov**  
Tel: (71) 230-81-66

