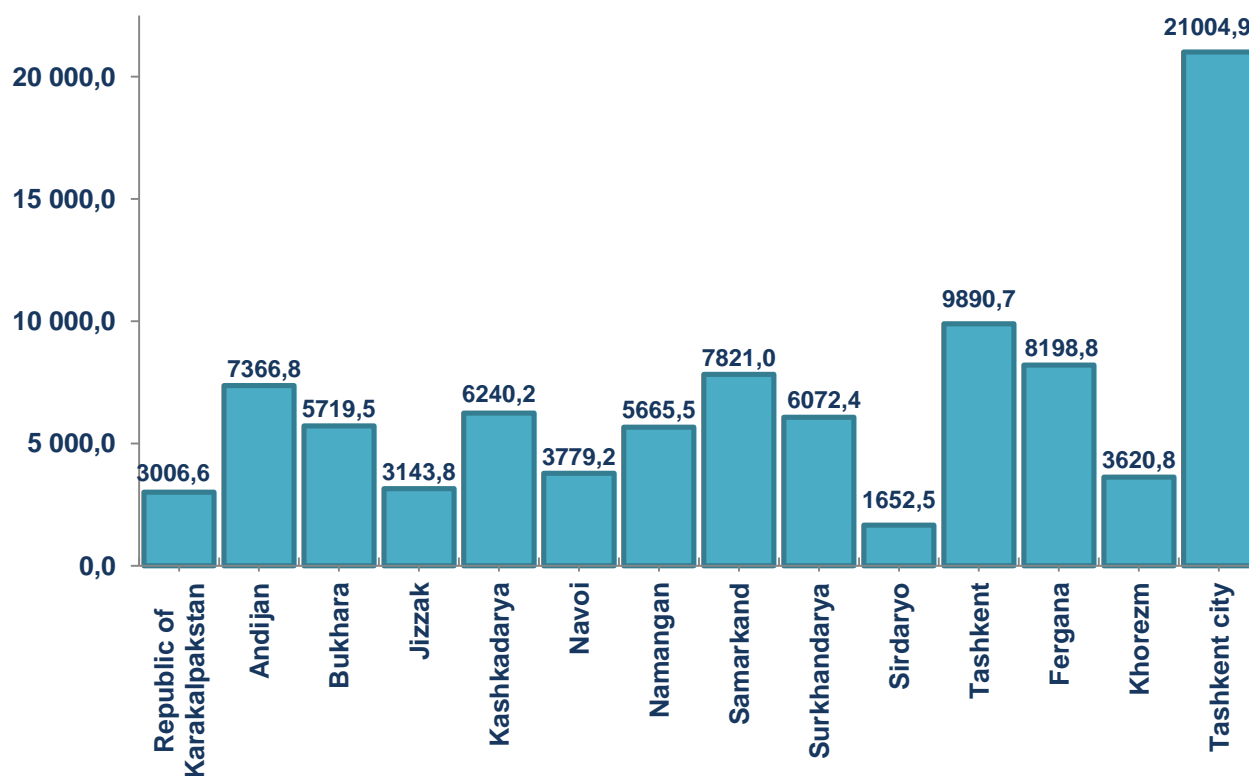


RETAIL TRADE OF THE REPUBLIC OF UZBEKISTAN

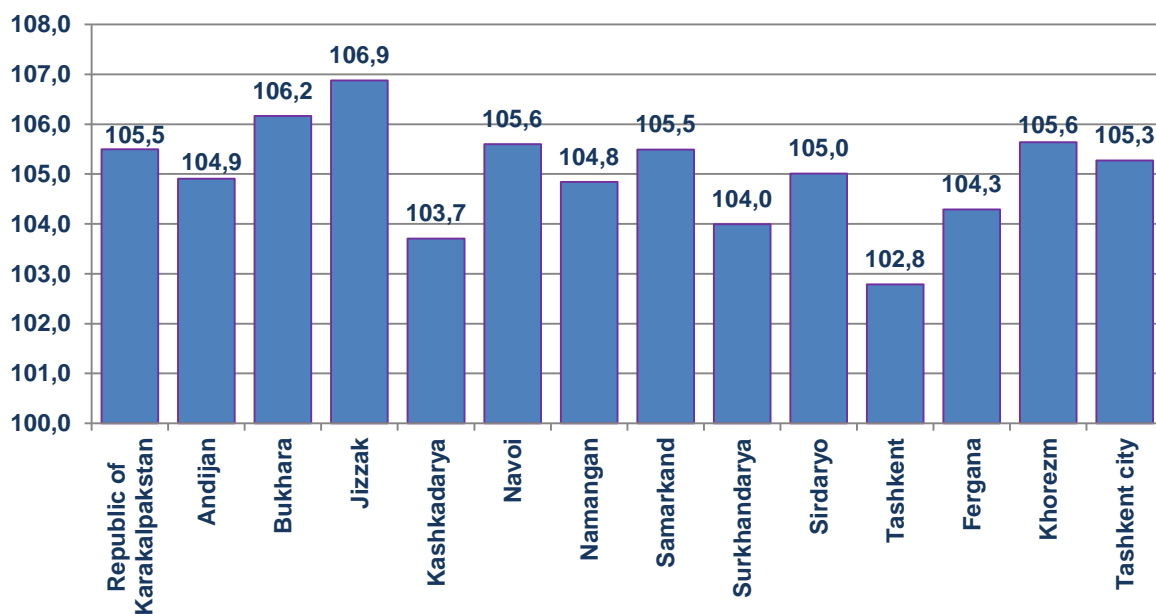
(January-September 2018)

The retail trade turnover in January-September of the current year amounted to 93,182.7 billion soums and increased, as compared with the same period last year, by 4.9%, and also the turnover of large enterprises was 12 144.4 billion soums (growth rate 19.5%), small businesses - 69 566.2 billion soums (growth rate 3.9%). Of the total turnover of small business, the sale of goods in the unorganized trade amounted to 11,472.1 billion soums (compared to the same period last year decreased by 2.1%).

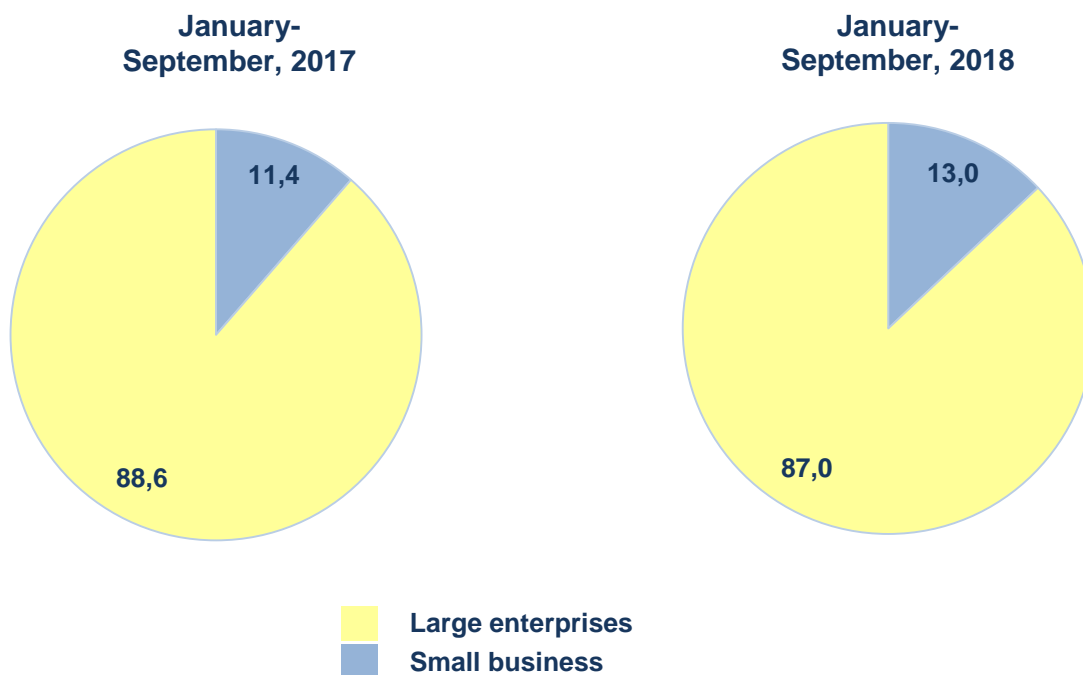
The volume of retail trade turnover by region
(billion soums)



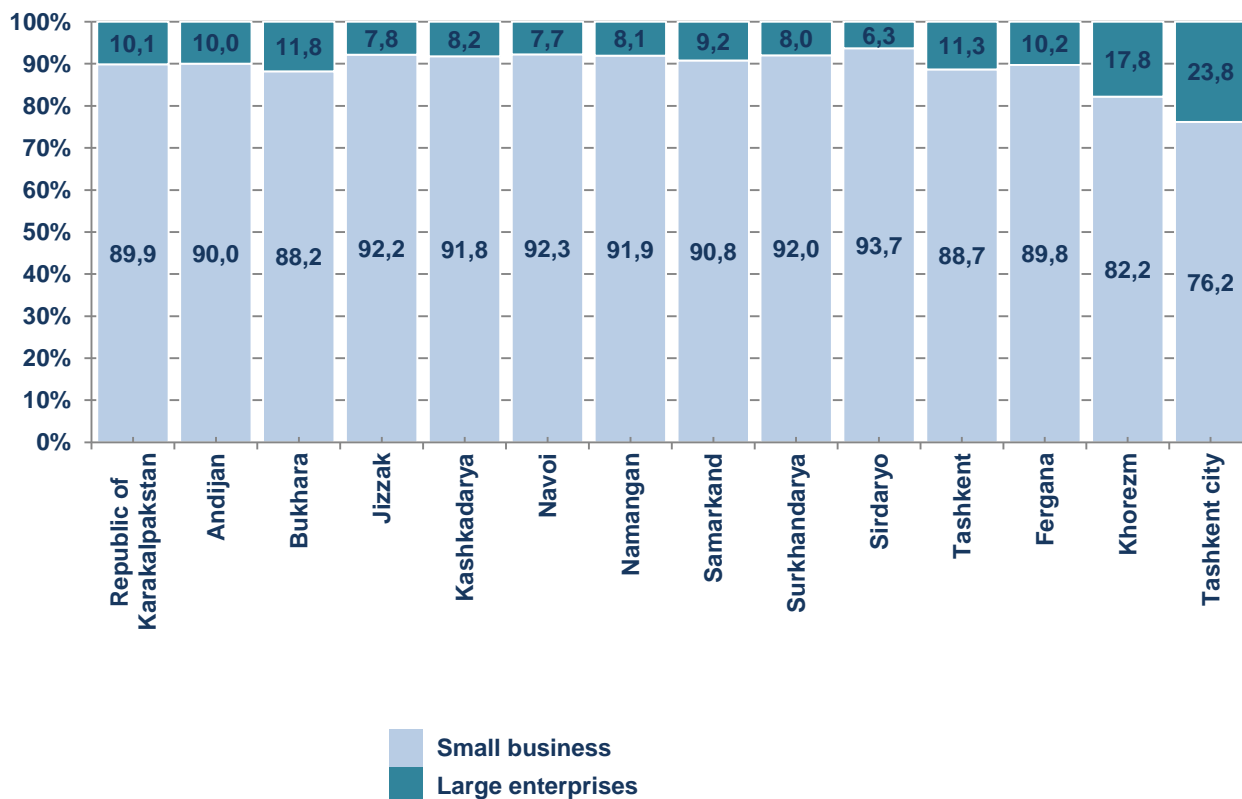
In all regions of the republic, an increase in retail sales was observed, compared with the same period last year. At the same time, relatively high growth rates were observed in the city of Tashkent, Tashkent, Fergana regions.

Retail trade growth rates, %


In the structure of retail trade turnover, the volume of commodity turnover of large enterprises increased, as compared with the same period last year, by 19.5% and reached 12 144.4 billion soums, which is 13.0% of total sales.

Retail trade turnover structure, as of January-September 2018, %


The share of large enterprises and small businesses in retail trade turnover, %



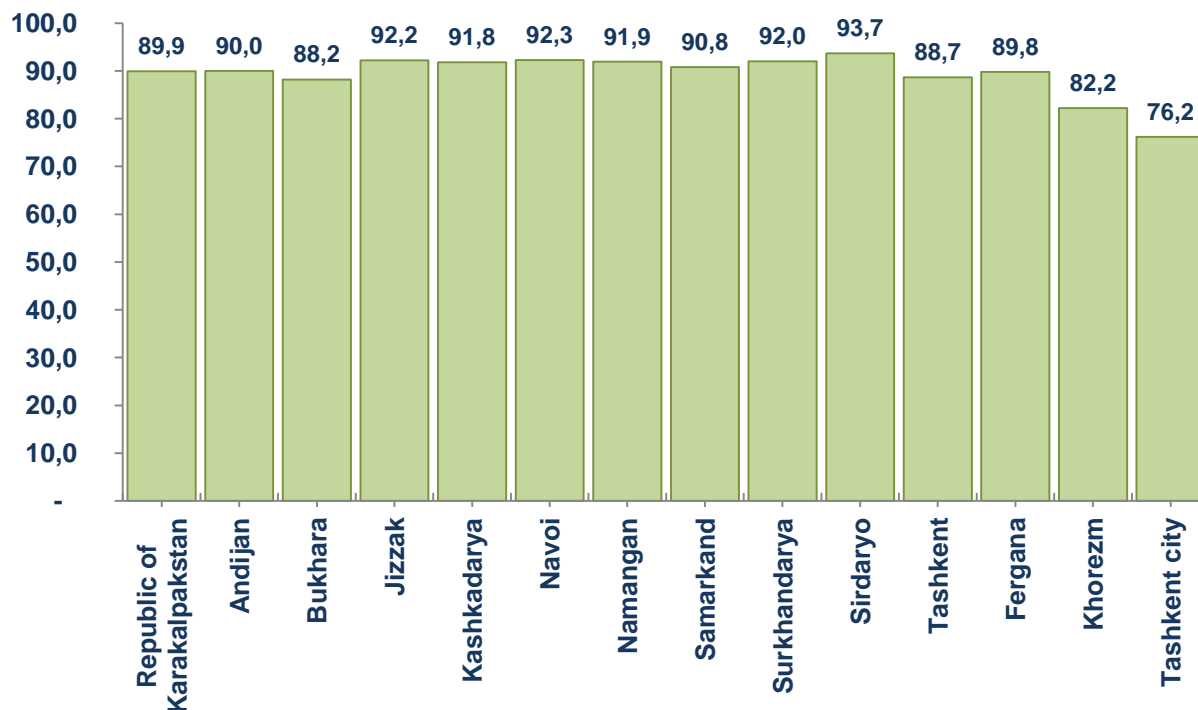
Retail trade turnover of small businesses, according to statistical calculations, amounted to 69 566.2 billion soums and, compared to the same period last year, increased by 3.9%. The share of this sector in the republic in the retail trade turnover is 74.7%. This indicator, in comparison with other regions, was higher in Syrdarya (93.7%), Navoi (92.3%), Jizzakh (92.2%), Surkhondari (92.0%) regions.

In the structure of retail trade, the share of turnover of large enterprises is 13.0% of total sales, while the major share of large enterprises was observed in the city of Tashkent (23.8%), Khorezm (17.8%) and Bukhara (11.8%) areas.

Volume of large enterprises and small businesses in retail trade

	Large enterprises (billion soums)	Comparison to the same period of the previous year, %	Small business (billion soums)	Comparison to the same period of the previous year, %
The Republic of Uzbekistan	12144,4	119,5	81038,3	127,0
Republic of Karakalpakstan	303,1	131,6	2703,5	128,5
areas:				
Andijan	735,9	141,3	6630,9	125,2
Bukhara	675,6	149,8	5043,9	125,0
Jizzak	245,5	162,7	2898,3	126,1
Kashkadarya	513,8	129,0	5726,4	125,3
Navoi	292,5	158,1	3486,7	125,7
Namangan	458,5	102,7	5206,9	126,8
Samarkand	721,0	152,1	7099,9	124,0
Surkhandarya	485,2	109,0	5587,2	127,8
Sirdaryo	104,3	88,2	1548,2	131,6
Tashkent	1119,6	102,8	8771,1	125,8
Fergana	839,2	116,7	7359,6	125,3
Khorezm	645,0	123,9	2975,8	126,8
Tashkent city	5005,1	112,7	15999,9	131,5

The share of small businesses by region in retail trade, %



Retail trade turnover per capita in all regions of the country increased, compared with the same period last year. This indicator, in comparison with other regions, was greater in the city of Tashkent (8464.9 thousand soums), Navoi (3920.7 thousand soums) and Tashkent regions (3440.6 thousand soums). This can be explained by the location of large commercial and industrial enterprises in these regions.

Retail trade turnover per capita in the republic in January-September 2018 averaged 2,834.8 thousand soums (compared with the same period last year, it increased by 3.1%). This indicator in the context of the regions of the republic is attached below:

Retail trade turnover per capita

	Thousand soums	Comparison to the same period of the previous year, %
The Republic of Uzbekistan	2 834,8	103,1
Republic of Karakalpakstan	1 623,7	104,0
areas:		
Andijan	2 430,4	103,2
Bukhara	3 041,3	104,6
Jizzak	2 355,1	104,9
Kashkadarya	1 967,4	101,7
Navoi	3 920,7	103,9
Namangan	2 083,9	103,0
Samarkand	2 086,2	103,5
Surkhandarya	2 396,1	101,8
Sirdaryo	2 013,1	103,3
Tashkent	3 440,6	101,6
Fergana	2 250,6	102,6
Khorezm	1 994,8	104,0
Tashkent city	8 464,9	103,5

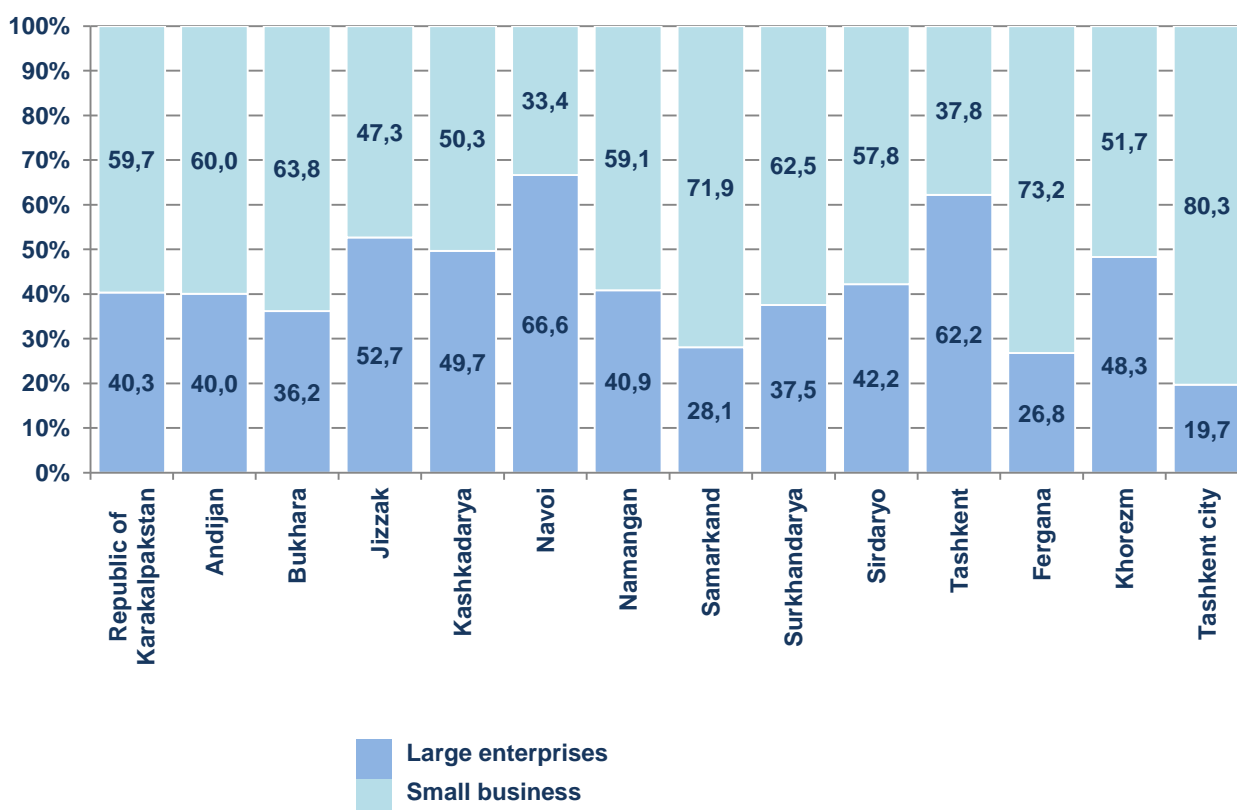
In the past period of 2018, the share of trade in catering enterprises in the structure of retail trade turnover was 2.8%, reaching 2599.9 billion soums and increasing, compared to the same period last year, by 2.3%. Of these, 85.6% of trade turnover accounted for small businesses.

Wholesale trade turnover in the Republic of Uzbekistan (January-September 2018)

In January-August 2018, the volume of wholesale trade amounted to 39 802.5 billion soums, compared with the level of the same period last year, growth reached 6.6%.

The turnover of wholesale trade of small businesses, according to statistical calculations, amounted to 26 576.0 billion soums and, compared with the same period last year, increased by 5.0%. The share of this sector in the republic in the wholesale trade turnover is 66.8%. This indicator, in comparison with other regions, was more in Tashkent (80.3%), Fergana (73.2%) and Samarkand (71.9%) regions.

**The share of large small enterprises and microfirms
in the wholesale trade, %**

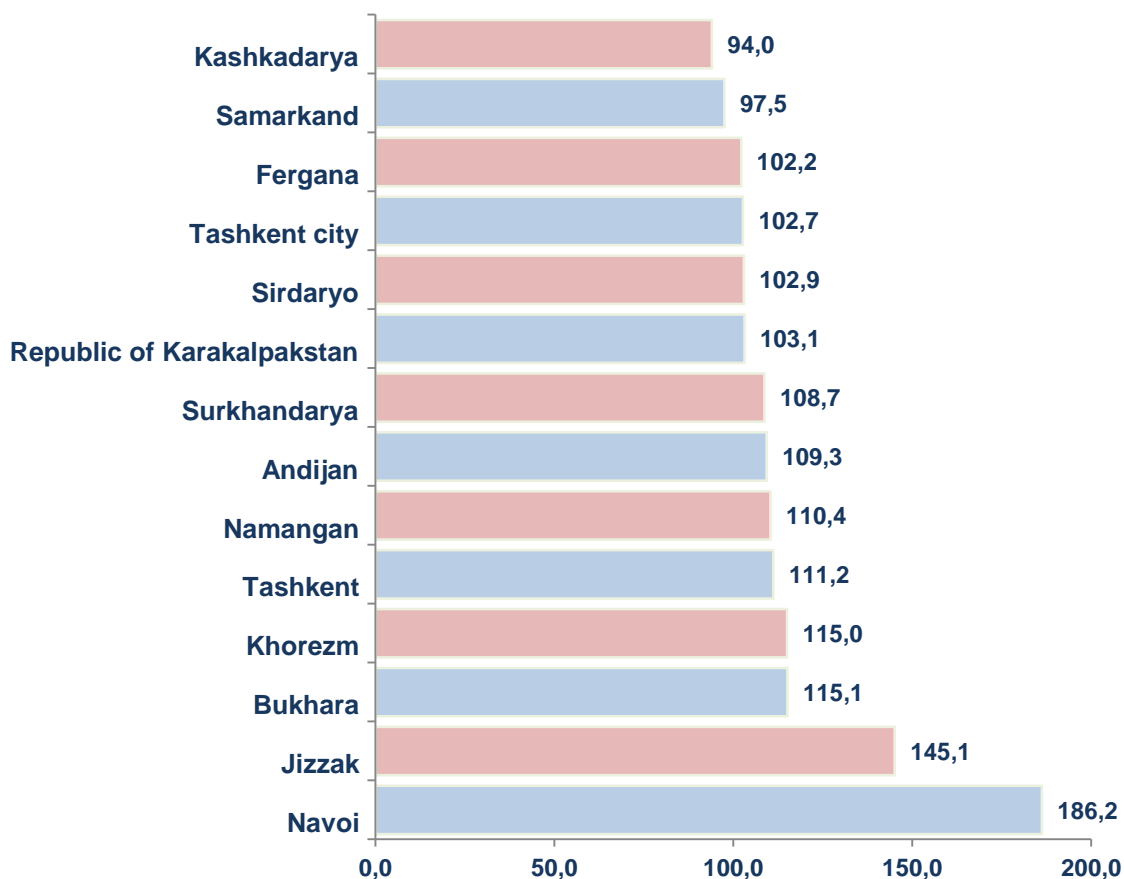


In the structure of the wholesale trade turnover, the share of the turnover of large enterprises is 33.2% of the total sales, the majority of large enterprises were observed in Navoi (66.6%), Tashkent (62.2%) and Jizzakh (52.7%) regions.

The volume of wholesale trade in the regions

	Total (billion soums)	Comparison to the same period of the previous year, %	Large enterprises (billion soums)	Comparison to the same period of the previous year, %	Small business (billion soums)	Comparison to the same period of the previous year, %
The Republic of Uzbekistan	39802,5	106,6	13226,5	110,0	26576,0	105,0
Republic of Karakalpakstan	858,5	103,1	346,4	91,3	512,1	112,9
areas:						
Andijan	1301,6	109,3	521,1	99,2	780,6	117,3
Bukhara	1590,9	115,1	575,9	114,3	1014,9	115,5
Jizzak	939,1	145,1	495,0	264,3	444,1	96,5
Kashkadarya	1622,8	94,0	806,1	87,6	816,6	101,3
Navoi	1168,1	186,2	778,4	324,2	389,6	100,6
Namangan	1505,3	110,4	615,1	131,9	890,1	99,3
Samarkand	2821,0	97,5	792,2	90,3	2028,9	100,5
Surkhandarya	1526,4	108,7	573,0	117,7	953,4	104,0
Sirdaryo	866,2	102,9	365,8	92,9	500,3	111,7
Tashkent	4431,8	111,2	2756,1	111,8	1675,6	110,1
Fergana	2323,2	102,2	622,3	91,9	1700,9	106,5
Khorezm	936,2	115,0	452,4	140,1	483,8	98,5
Tashkent city	17911,5	102,7	3526,6	98,2	14384,9	103,9

Growth rates of wholesale trade by region (%)



Compared to last year, a decrease in the growth rate of the volume of wholesale trade was observed in the following regions: Kashkadarya region - 94.0%, Samarkand region - 97.5%.

The turnover of small enterprises and microfirms increased by 5.0% and reached 26576.0 billion soums, the share of sales in the total turnover of wholesale trade amounted to 66.8%

Department of Foreign Economic
Activity and Trade Statistics
Tel: (+998) 71-230-80-42 (43)