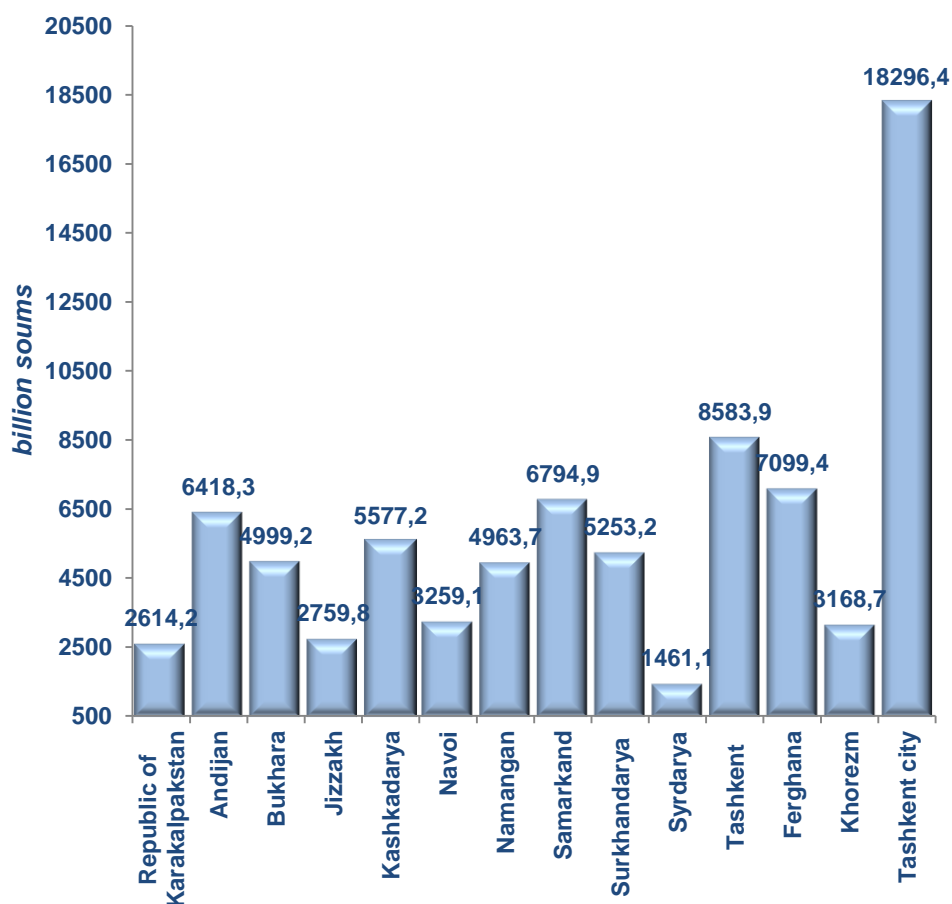


**Retail trade turnover of the Republic of Uzbekistan**  
(for January-August of 2018)

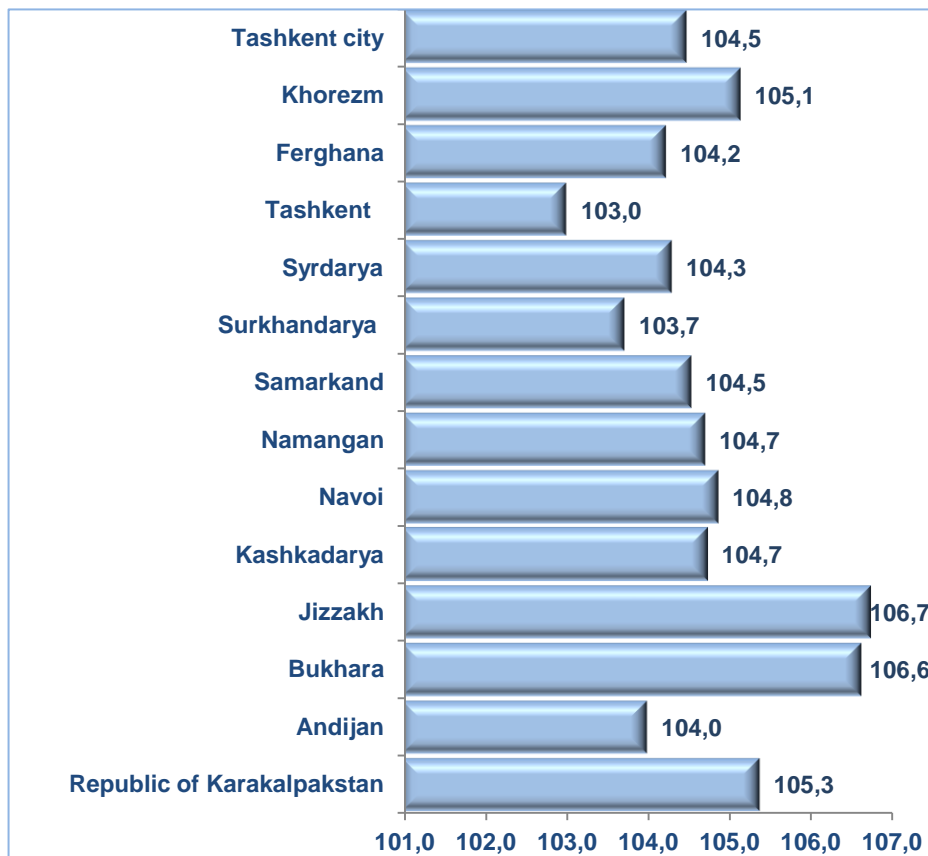
Turnover of retail trade in January-August of this year amounted to 81249,1 billion soums and increased compared with the same period last year, by 4,6 %, as well as turnover of large enterprises amounted to 10564,3 billion soums (growth rate 19 , 1 %), small businesses – 60194,7 billion soums (growth rate of 3,6 %). Out of the total volume of goods turnover of small business, the sale of goods in unorganized trade amounted to 10490,1 billion soums (compared to the same period last year decreased by 2,3 %).

**The volume of retail trade turnover by regions**  
(billion soums)



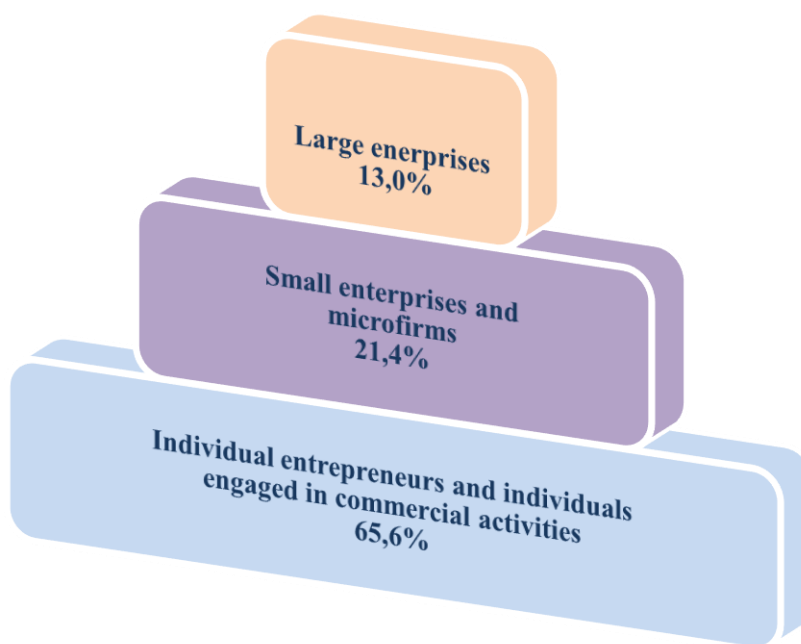
In all regions of the Republic there was an increase in growth rates in retail trade compared to the same period last year. At the same time, relatively high growth rates were observed in Bukhara, Jizzakh, Khorezm regions and the Republic of Karakalpakstan.

**The growth rate of retail trade turnover, (in%)**



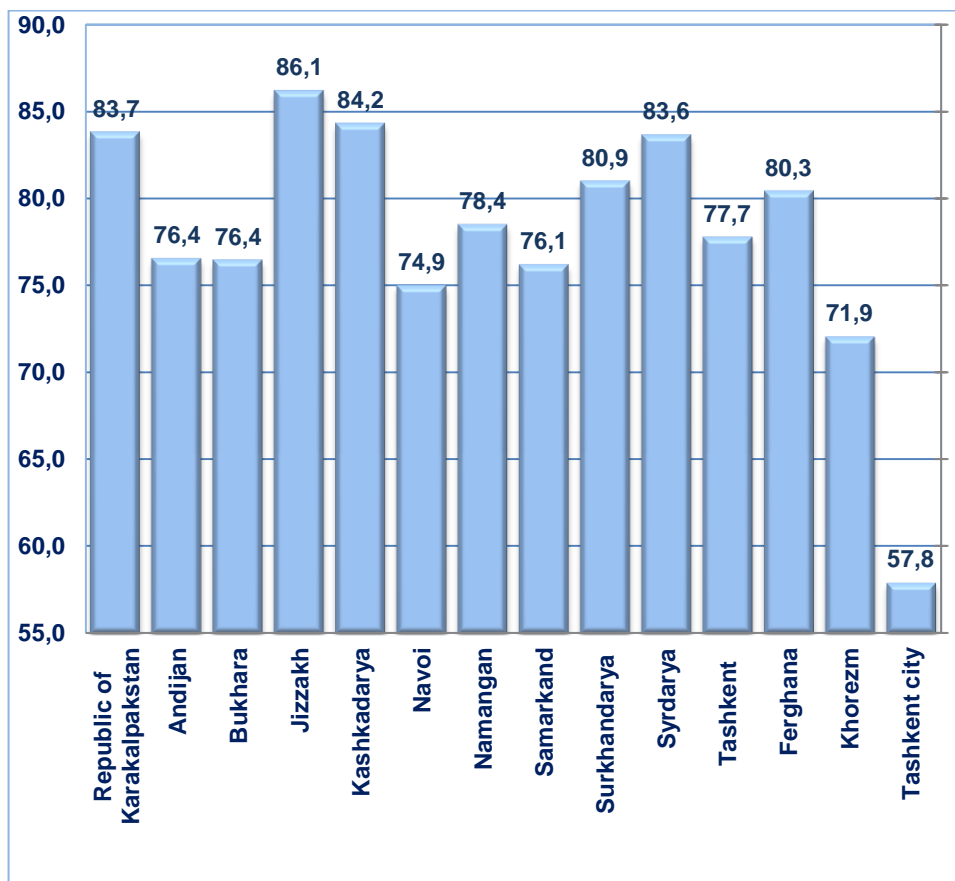
In the structure of retail trade turnover, the volume of turnover of large enterprises increased by 19,1 % compared to the same period of the previous year and reached 10564,3 billion soums, or 13,0 % of total sales.

**Structure of retail trade turnover, as of January-August 2018 (in%)**



*The share of small businesses by regions in the retail trade turnover (in%)*

The turnover of retail trade of small business sub-objects according to statistical calculations amounted to 60194,7 billion soums and increased by 3,6 % compared to the same period of the previous year. The share of this sector in the republic in the retail trade turnover is 74,1 %.



The turnover of retail trade per capita in the republic for January-August 2018 in the average amounted to 2478,7 thousand soums (compared to the same period last year increased by 2,8 %). This indicator in the context of the regions of the republic is attached below:

**Retail turnover per capita**

	Thousand soums	Compared to the previous year, in%
<b>Republic of Uzbekistan</b>	2 478,7	102,8
Republic of Karakalpakstan	1 414,7	103,9
<i>regions:</i>		
Andijan	2 123,9	102,3
Bukhara	2 665,2	105,1
Jizzakh	2 073,5	104,7
Kashkadarya	1 764,0	102,7
Navoi	3 389,9	103,2
Namangan	1 831,6	102,8
Samarkand	1 818,4	102,5
Surkhandarya	2 079,6	101,5
Syrdarya	1 784,2	102,6
Tashkent	2 992,0	101,8
Ferghana	1 954,4	102,6
Khorezm	1 750,6	103,5
Tashkent city	7 391,3	102,7

The turnover of retail trade per capita in all regions of the republic increased compared to the same period last year. This indicator, in comparison with other regions, was more in the city of Tashkent (7391,3 thousand soums), Navoi (3389,9 thousand soums) and in Tashkent regions (2992,0 thousand soums). This can be explained by the location of large trading and industrial enterprises in these regions.

**Wholesale trade turnover of the Republic of Uzbekistan**  
(for January-August of 2018)

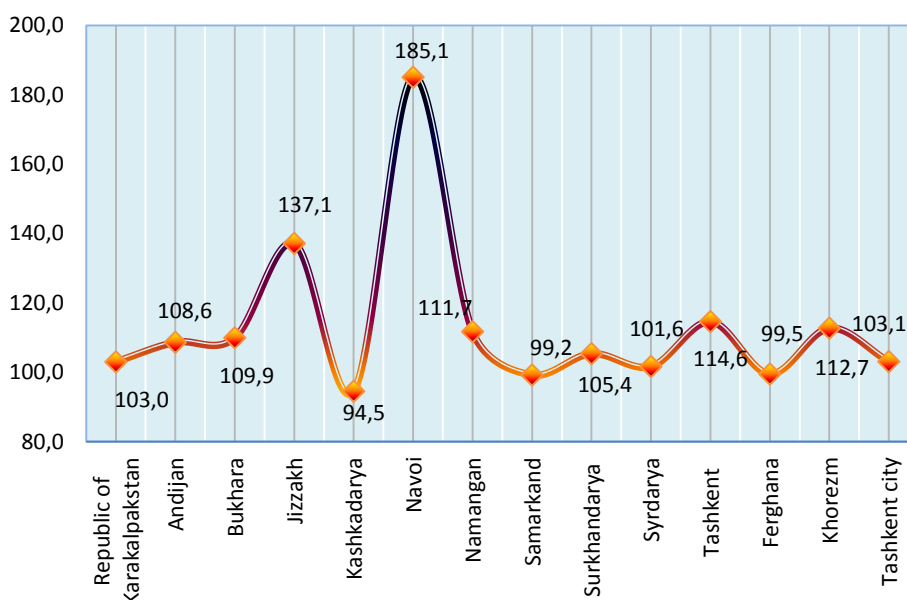
**Growth rates of wholesale trade turnover by regions (%)**

In the last period of 2018 in the structure of retail trade turnover, the share of trade turnover of public catering enterprises was 2,8 %, reaching 2263,1 billion soums, and increasing by 1,4 % as compared to the same period of the previous year. Of these, 85,9 % of trade turnover falls on the share of small businesses.

In January-August 2018, the volume of wholesale trade amounted to 35488,4 billion soums, an increase of 6,6 % compared to the same period last year.

Compared with the previous year, the decrease in the growth rates of wholesale trade turnover was observed in the following regions: Kashkadarya region – 94,5%, Samarkand region – 99,2%, Ferghana region – 99,5%.

The turnover of small enterprises and microfirms increased by 4,6 % and reached 23616,3 billion soums, the share of sales in the total turnover of wholesale trade was 66,5 %.



Department of Foreign Economic Activity and Trade Statistics  
Telephone: 71-230-80-42