

The number of persons leaving and entering the Republic of Uzbekistan for tourist purposes in January-March 2020



Our state has a rich cultural and spiritual heritage, unique tangible and intangible historical values. There are all conditions for the development of the tourism sector in Uzbekistan, which allows creating new jobs and, therefore, improving the quality of life of the population, attracting flows of foreign capital and tax revenues.

The number of foreign citizens visiting the Republic of Uzbekistan for tourism in January-March 2020 amounted to 1214.0 thousand people*. This figure decreased by 12% compared to the previous period of 2019.



-16.7 %

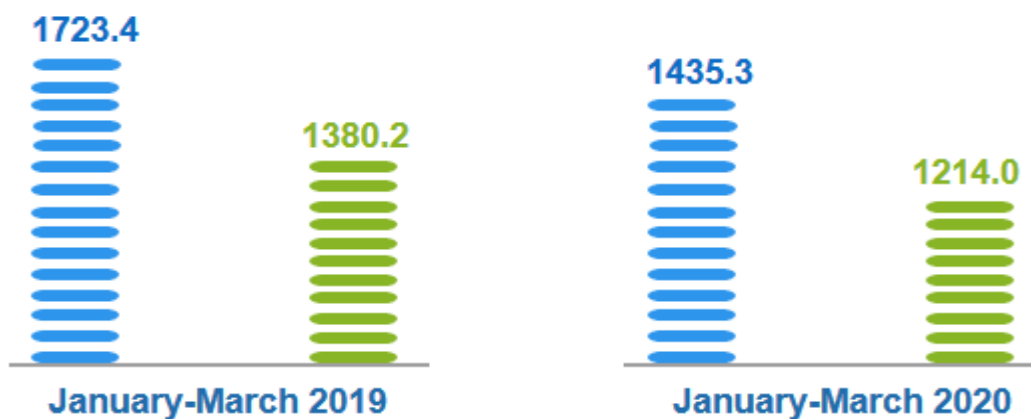


The number of citizens of Uzbekistan who left the republic for tourism in January-March 2020 amounted to 1435.3 thousand people*. Compared with the previous period of last year, this figure decreased by 16.7%.


**) in the total number of people who left the republic and entered it, the same person can be counted several times, and this is considered as a separate case.*



The number of foreign citizens entering and leaving the citizens of the Republic of Uzbekistan for tourism purposes in January-March 2019-2020, thousand people



 Citizens of Uzbekistan who went abroad

 foreign citizens who have entered the country



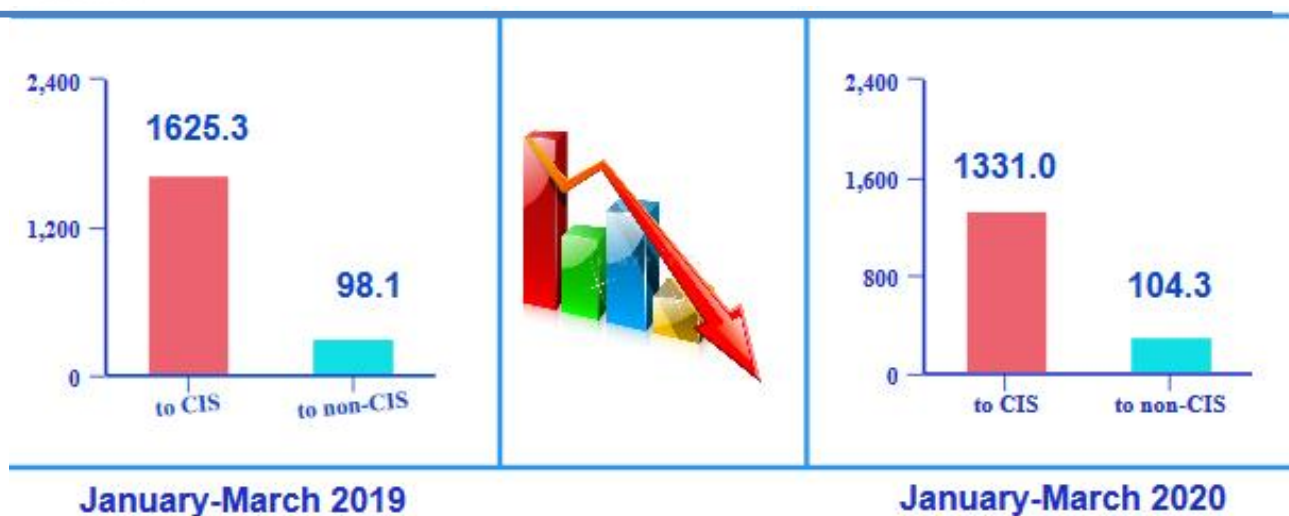
Foreign citizens who entered Uzbekistan for tourism purposes in January-March 2019-2020, thousand people



Foreign citizens who arrived to the Republic of Uzbekistan from the CIS countries amounted to 1160.4 thousand people, which reached 95.6% of their total number, from foreign countries - 53.6 thousand people (4.4% of their total number) .



Citizens of the Republic of Uzbekistan who went abroad for tourist purposes in January-March 2019-2020, thousand people

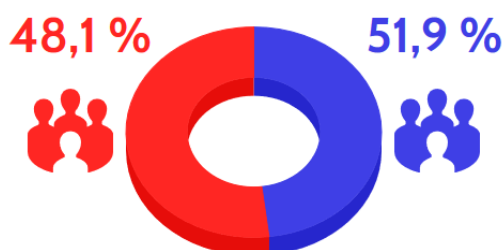


The number of citizens of Uzbekistan who left the republic in January-December 2019 to the CIS countries reached 1331.0 thousand people, which amounted to 92.7% of their total number, to non-CIS countries - 104.3 thousand people (7.3 % of their total number).

The dynamics of the number of foreign citizens arriving to Uzbekistan demonstrates their decline from January-March 2019 to January-March 2020 - this is 166.2 thousand people. Meanwhile, the flow of our citizens abroad decreased from 1 723.4 thousand people in January-March 2019 to 1 435.3 thousand people in the same period in 2020.



The number of foreign citizens who entered the Republic of Uzbekistan by gender in January-March 2020, %

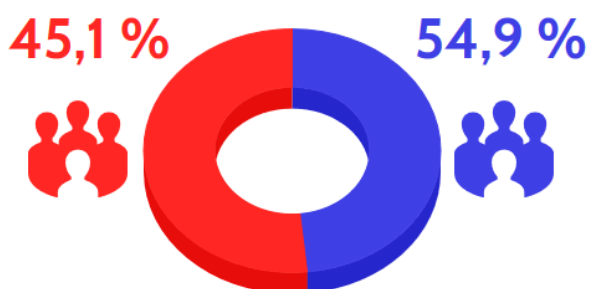


From January to March 2020, men accounted for 51.9% (629.6 thousand people) of foreign arrivals, and women – 48.1% (584.4 thousand people).



Number of citizens of the Republic of Uzbekistan who left by gender in January-March 2020, %

For tourism purposes, men (citizens of the Republic of Uzbekistan) who left the country amounted to 54.9% (787.4 thousand people), women - 45.1% (647.9 thousand people).




The largest flow of foreign citizens to our republic was noted from the following countries: Kazakhstan - 397.6 thousand people (32.8% of the total number of all arrivals), Tajikistan - 332.7 thousand people (27.4%), Kyrgyzstan - 298.1 thousand people (24.6%), Russia - 64.7 thousand people (5.3%), Turkmenistan - 60.6 thousand people (5.0%), Azerbaijan - 2.0 thousand people (0.2%) and Belarus - 1.2 thousand people (0.1%).



The number of foreign citizens who entered the Republic of Uzbekistan from CIS countries in January-March 2020, thousand people

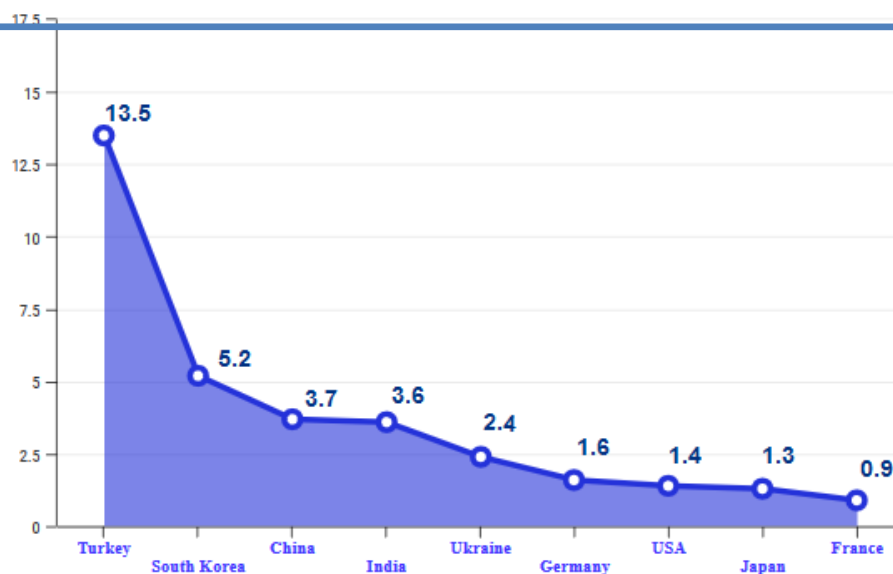


Foreign citizens who entered the Republic of Uzbekistan from non-CIS countries in January-March 2020, %





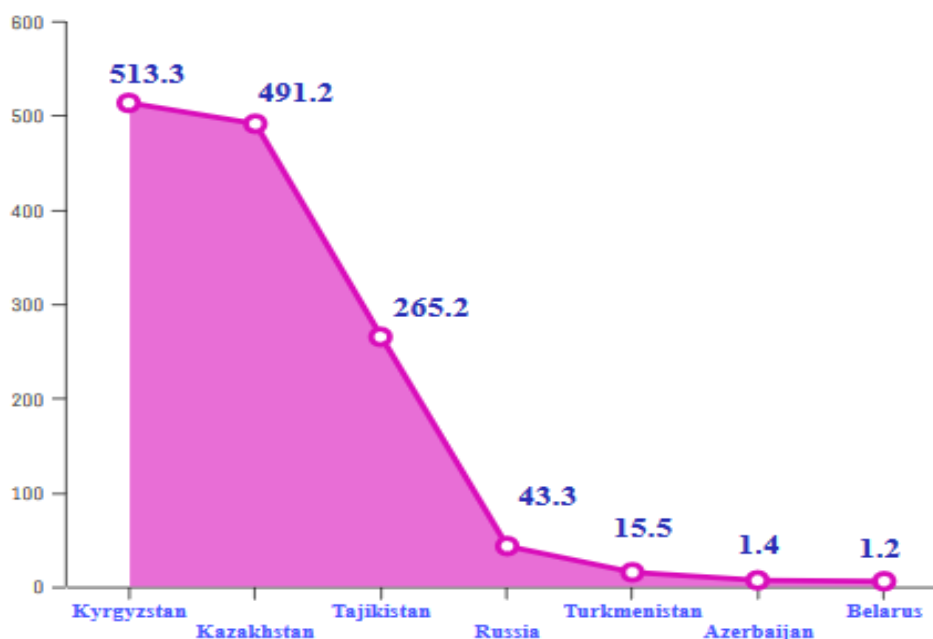
Foreign citizens who entered the Republic of Uzbekistan from non-CIS countries in January-March 2020, thousand people



A significant flow from non-CIS countries was observed from Turkey - 13.5 thousand people (1.1%), South Korea - 5.2 thousand people (0.4%), China - 3.7 thousand people (0.3 %), India - 3.6 thousand people (0.3%), Japan - 1.3 thousand people (0.1%) and France - 0.9 thousand people (0.1%).



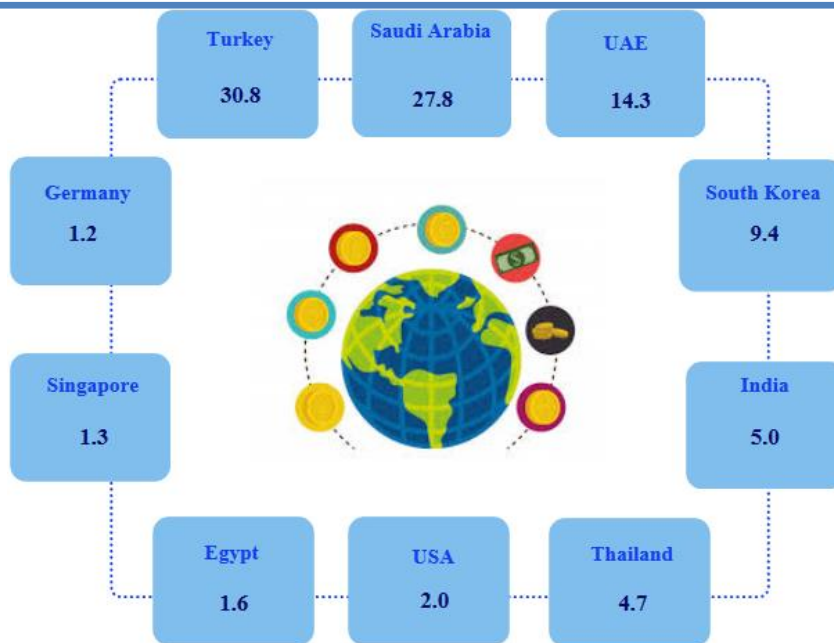
Citizens of the Republic of Uzbekistan who left for the CIS countries in January-March 2020, thousand people



The main outflow of citizens of the Republic of Uzbekistan was noted to Kyrgyzstan - 35.8% (513.3 thousand people), Kazakhstan - 34.2% (491.2 thousand people), Tajikistan - 265.2 thousand people (18.5%), Russia - 43.3 thousand people (3.0%), Turkmenistan - 15.5 thousand people (1.1%), Azerbaijan - 1.4 thousand people (0.1%) and Belarus – 1.2 thousand people (0.1%).



The number of citizens of the Republic of Uzbekistan who left for non-CIS countries in January-March 2020, thousand people

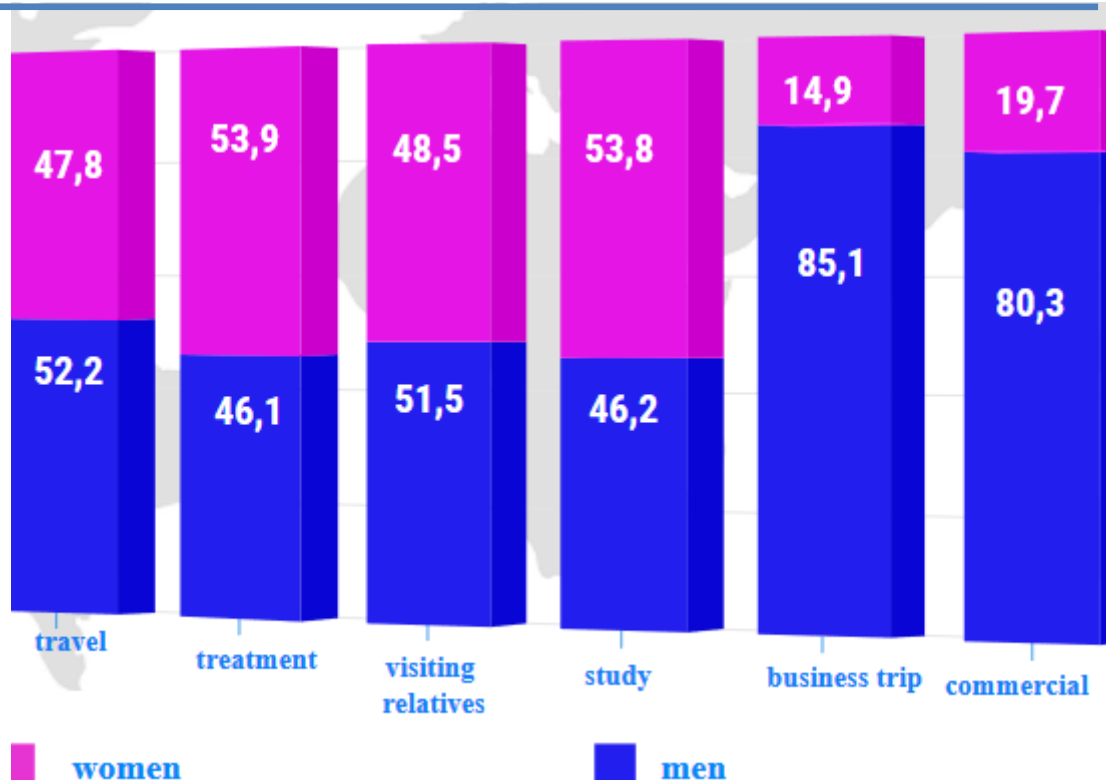


The largest outflows to foreign countries accounted for Turkey (30.8 thousand people), Saudi Arabia (27.8 thousand people), United Arab Emirates (14.3 thousand people), South Korea (9.4 thousand people) , India (5.0 thousand people), Thailand (4.7 thousand people), USA (2.0 thousand people) and Egypt (1.6 thousand people).

The majority of foreign citizens who entered Uzbekistan called their purpose of travel “visiting relatives” (87.9%). A significantly smaller number of foreign citizens entered for the following purposes: travel - 9.3%, medical treatment - 1.2%, business trip - 0.7%, commercial travel - 0.6%, and study - 0.3%.



Foreign citizens who entered the Republic of Uzbekistan by gender and purpose of travel in January-March 2020, %



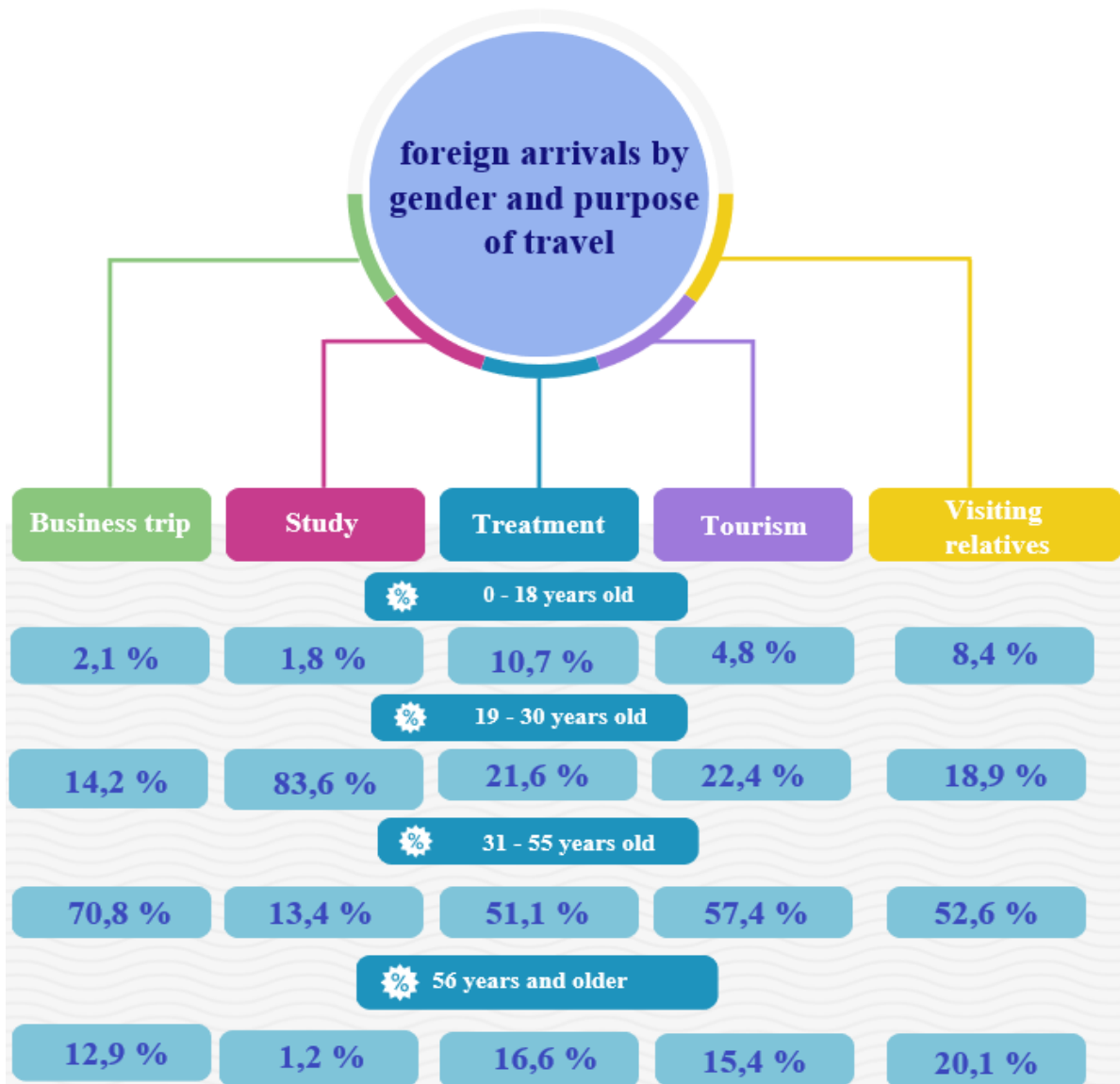
Foreign citizens who arrived to Uzbekistan from January to March 2020 called the purpose of the trip: study - 3.9 thousand people (46.2% of men, 53.8% of women), commercial - 7.1 thousand people (80.3% of men, 19.7% of women), business trip - 8.7 thousand people (85.1% of men, 14.9% of women), treatment - 14.1 thousand people (46.1% of men, 53.9% of women), travel - 113.5 thousand people (52.2% of men and 47.8% of women), as well as visiting relatives - 1066.7 thousand people (51.5% of men and 48.5 % of women).

Based on the analysis of the distribution of foreign citizens who entered the Republic of Uzbekistan in January-March 2020 by age, their main contingent consisted of people aged 31-55 years old - 53.1%, 19-30 years old - 19.5%, 56 years old and older - 19.4%, 0-18 years - 8.0%.

For health purposes 51.1% of foreigners aged 31-55 years, 21.6% – aged 19-30 years, 16.6% – aged 56 years and older, 10.7% – aged 0-18 years old arrived. 52.6% of foreign citizens aged 31-55 years, 18.9% – aged 19-30 years, 20.1% – aged 56 years and older visited relatives. 51.7% of foreigners aged 31-55 years, 21.4% – aged 19-30 years, 21.4% – aged 56 years and older, 8.4% – aged 0-18 years arrived for travel.

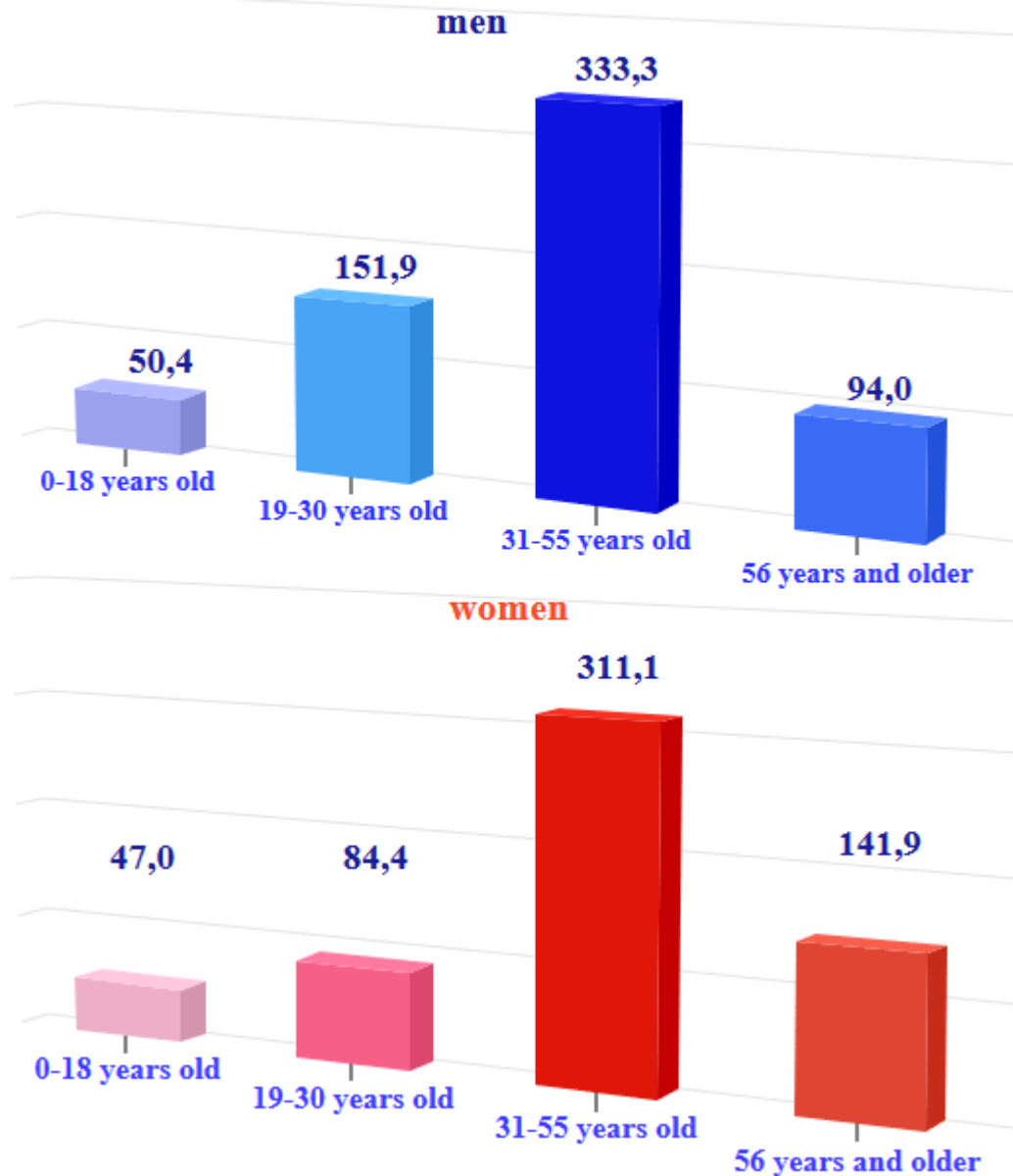


Distribution of foreign citizens by gender who entered the Republic of Uzbekistan for tourism purposes in January-March 2020, %





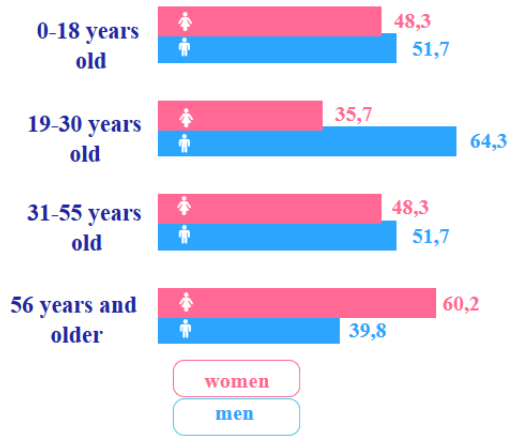
The distribution of foreign citizens who entered the Republic of Uzbekistan by age in January-March 2020, thousand people



In January-March 2020, of the number of foreign citizens who arrived to the Republic of Uzbekistan under the age of 18 years old were 50.4 thousand men and 47.0 thousand women, aged 19-30 years old - 151.9 thousand men and 84.4 thousand women, 31-55 years old - 333.3 thousand men and 311.1 thousand women, 56 years and older - 94.0 thousand men and 141.9 thousand women.



Distribution of foreign citizens by age who entered the Republic of Uzbekistan for tourism purposes in January-March 2020, %



51.7% of men and 48.3% of women under the age of 18 years, 64.3% of men and 35.7% of women between the ages of 19 and 30, 51.7% of men and 48.3% of women between the ages of 31 and 55, 39.8% of men and 60.2% of women over the age of 56 arrived for tourism purposes.



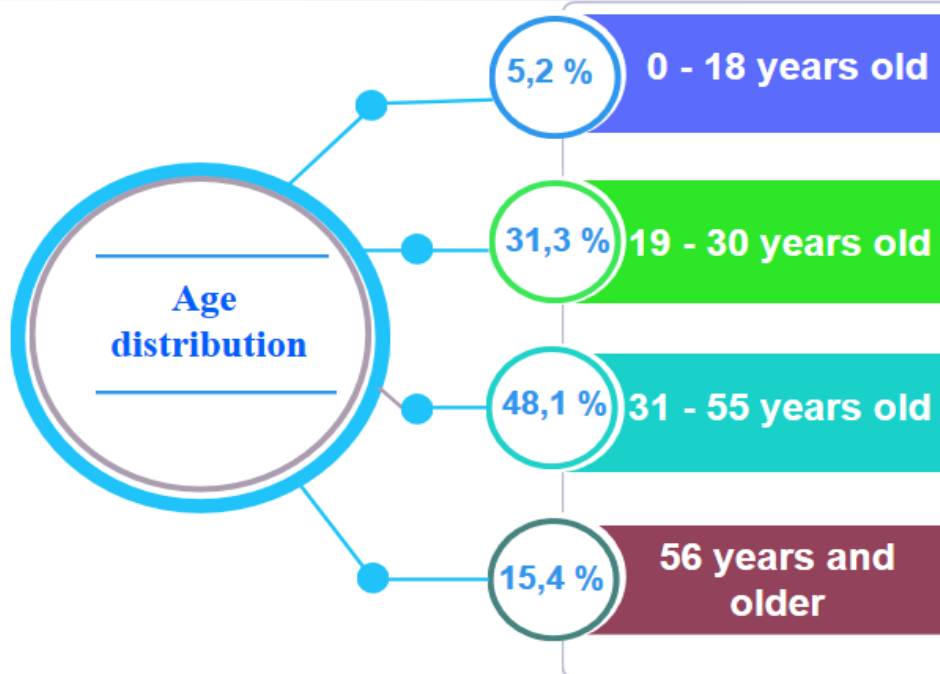
Distribution of citizens of the Republic of Uzbekistan who left for tourism purposes by travel purposes in January-March 2020, %



For the period of January-March 2020, the largest number of citizens who left Uzbekistan, indicated the purpose as visiting relatives - 86.8%, the smallest number of citizens – travel - 8.1%, study - 3.5%, business trips - 1.2%, treatment - 0.4%.



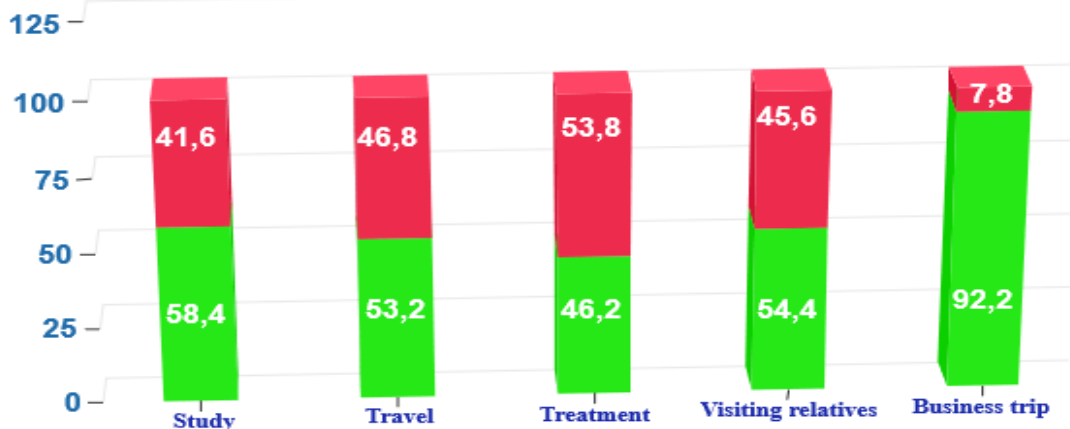
Distribution of citizens of the Republic of Uzbekistan who left by age in January-March 2020



Based on the analysis of the distribution of citizens of the Republic of Uzbekistan who left for January-March 2020 by age, we can conclude that the majority of those who left were people aged 31-55 years old - 48.1%, 19-30 years old - 31.3%, 56 years and older - 15.4%, 0-18 years old - 5.2%.



Citizens of the Republic of Uzbekistan who left the country by gender and purpose of travel in January-March 2020, %



● women ● men

Number of persons leaving and entering the Republic of Uzbekistan



STATE COMMITTEE OF THE REPUBLIC OF UZBEKISTAN ON STATISTICS

In January-March 2020, the purpose of travel of citizens of Uzbekistan who left was: 5.2 thousand people (46.2% of men and 53.8% of women) – treatment, 18.0 thousand (92.2% of men and 7.8% of women) – business trip, 49.8 thousand people (58.4% of men and 41.6% of women) – study, 116.1 thousand people (53.2% of men and 46.8% of women) – travel, 1246.2 thousand people (54.4% of men and 45.6% of women) – visiting relatives.

5.2% of citizens aged 0-18 years, 19.3% – 19-30 years, 51.8% – 31-55 years, 23.7% – 56 years and older left with the purpose of travel. 0.3% of citizens aged 0-18 years, 16.5% – 19-30 years, 71.4% – 31-55 years, 11.8% – 56 years and older left the country due to business.