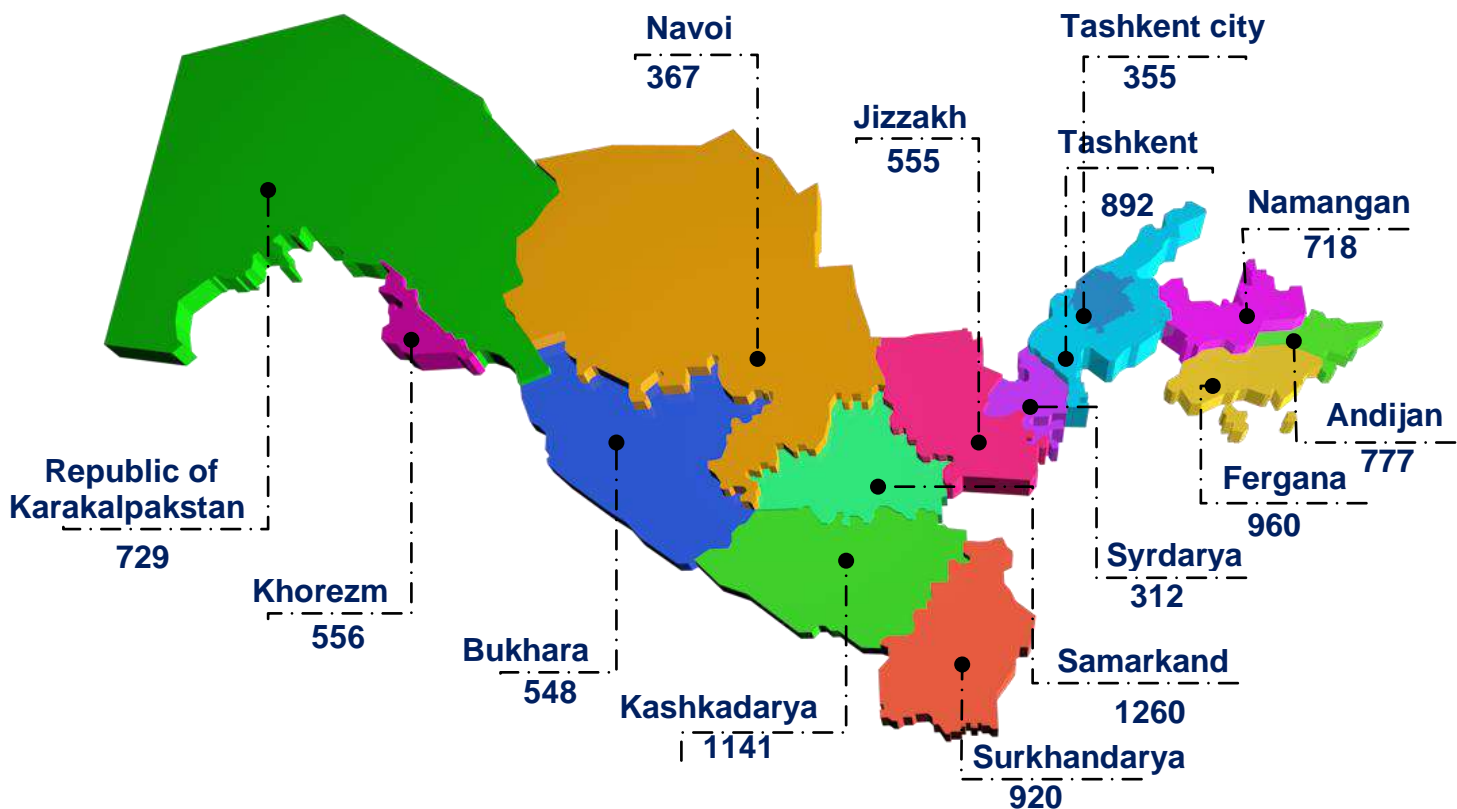


General secondary education system in the Republic of Uzbekistan (as the beginning of the 2019/2020 academic year)

General secondary education consists of primary education (I-IV classes), basic secondary (V-IX classes), general secondary education (X-XI classes) and is carried out in the form of full-time education.

At the initiative of our President, on the basis of studying the proposals of parents, teachers, youth and the general public, 11-year secondary education was restored in our country. In accordance with the Decree of the President of the Republic of Uzbekistan “On measures to radically improve the system of general secondary, secondary specialized and vocational education” of January 25, 2018, from the academic year 2018/2019, compulsory general secondary education is carried out on the basis of continuous 11-year education. At the beginning of the 2019/2020 school year, the number of general educational institutions in the Republic of Uzbekistan amounted to 10,090 units, 91 of which are private general educational institutions.

Distribution of educational institutions by region, units.



Compared with the same period of the last school year, the number of general educational institutions in the period under review increased by 316 units, of which 34 are private general educational institutions.



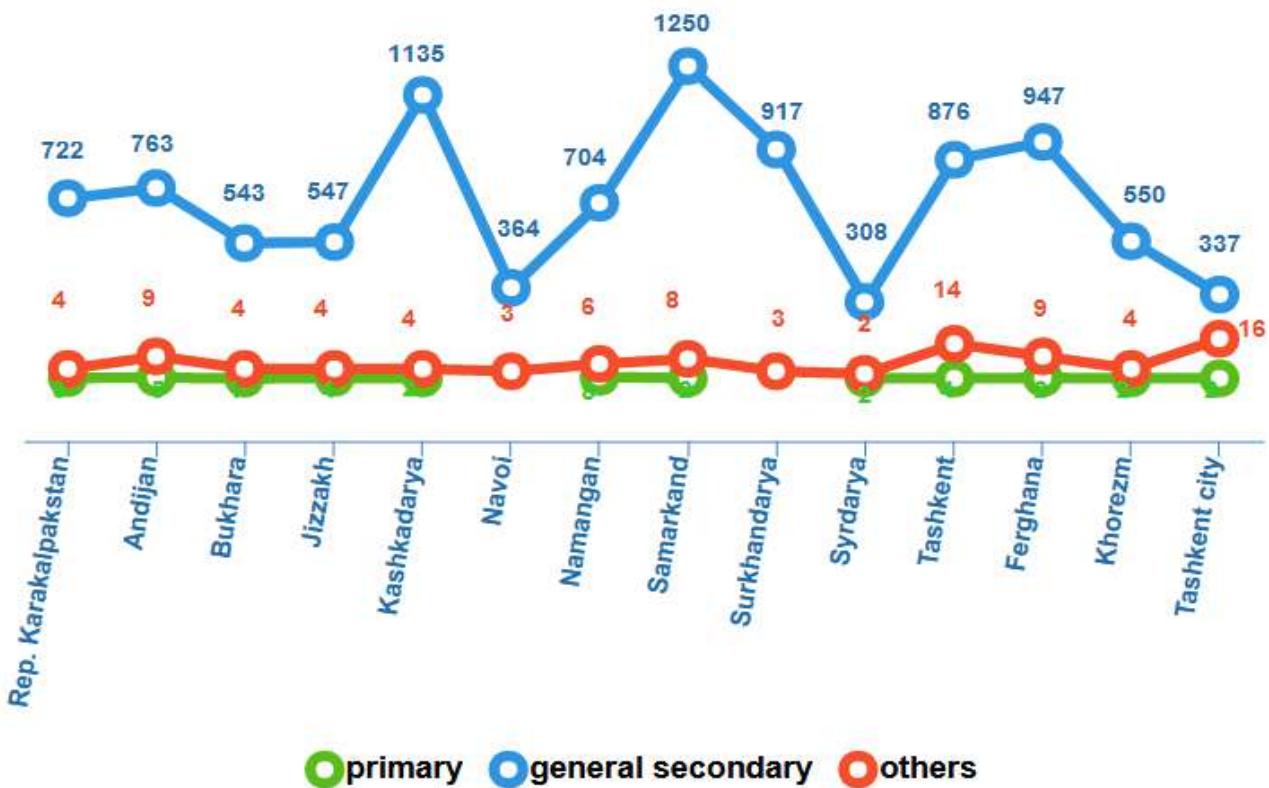
Distribution of educational institutions by type

The number of educational institutions is 10090, of which:



In the Republic of Uzbekistan, general education institutions are divided into three types: primary, general secondary, etc. Of the total number of secondary schools at the beginning of the 2019/2020 school year, 9963 are secondary schools, 37 are primary, 90 are other institutions. In total, 6137.5 thousand students study at secondary schools, 5.2 at primary schools, and 21.7 thousand at other institutions.


Distribution of educational institutions by region, units



**The number of students in educational institutions by class groups,
thousand people**

(as of the beginning of the 2019/2020 school year)

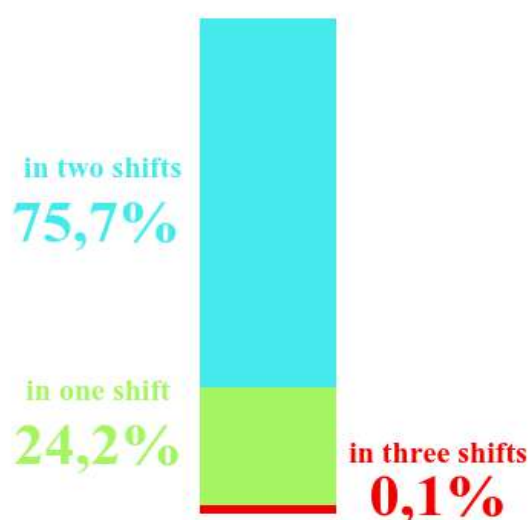
	Number of students, total	of which:										
		1 class	2 class	3 class	4 class	5 class	6 class	7 class	8 class	9 class	10 class	11 class
Republic of Uzbekistan	6146,3	616,5	614,6	629,0	639,2	623,4	581,7	536,8	505,0	491,4	452,2	456,5
Republic of Karakalpakstan	344,3	35,6	34,2	35,6	36,4	35,6	33,1	29,1	27,6	27,3	24,6	25,2
<i>областу:</i>												
Andijan	556,8	56,0	54,3	61,3	63,2	58,1	53,9	47,4	43,8	40,2	37,9	40,7
Bukhara	325,9	32,6	31,3	32,2	32,7	31,5	29,1	29,0	28,6	27,6	25,4	25,9
Jizzakh	257,6	24,7	24,6	25,5	26,6	26,1	23,7	22,9	21,9	21,5	19,8	20,3
Kashkadarya	627,7	64,4	61,6	62,7	62,2	62,2	56,8	55,1	52,9	52,1	49,8	47,9
Navoi	178,6	17,6	17,5	17,9	17,6	17,3	17,7	16,3	15,2	14,8	13,4	13,3
Namangan	500,4	50,3	50,5	47,8	52,4	55,7	48,8	40,4	39,9	39,2	37,3	38,1
Samarkand	720,0	73,3	74,2	75,0	75,3	72,5	66,7	63,8	57,2	56,1	52,0	53,9
Surkhandarya	495,1	50,9	51,7	49,9	49,7	49,2	44,8	42,2	39,6	39,2	39,0	38,9
Syrdarya	156,5	15,1	15,4	16,1	16,8	16,2	15,1	14,2	12,3	12,1	11,6	11,6
Tashkent	508,3	50,4	50,8	52,9	54,3	50,9	48,4	43,8	42,2	41,8	36,7	36,1
Fergana	664,3	66,1	67,0	70,2	66,7	64,6	63,9	59,8	55,6	53,3	48,8	48,3
Khorezm	352,0	32,9	34,4	35,4	35,7	35,8	35,5	31,7	29,6	28,7	25,7	26,6
Tashkent city	458,8	46,6	47,1	46,5	49,6	47,7	44,2	41,1	38,6	37,5	30,2	29,7



In terms of the number of students enrolled in the first grade (class) of general education institutions, at the beginning of the school year 2019/2020, the highest indicator was recorded in Samarkand, Fergana and Kashkadarya regions, less than in other regions, they were recorded in the Syrdarya and Navoi regions.

Shift classes in educational institutions

Share of institutions conducting shift classes, %



In the 2019/2020 academic year, the number of students conducting studies in general educational institutions in one shift, there are 2422 units. (24.2%), two shifts - 7556 units (75.7%), three shifts - 10 units (0.1%). It was noted that 4,075.6 thousand people (66.3%) were studying in the first shift, 2065.0 (33.7%) in the second, and 2.1 thousand people (0.1%) in the third shift.

Shift of occupations in educational institutions by region, unit ¹⁾

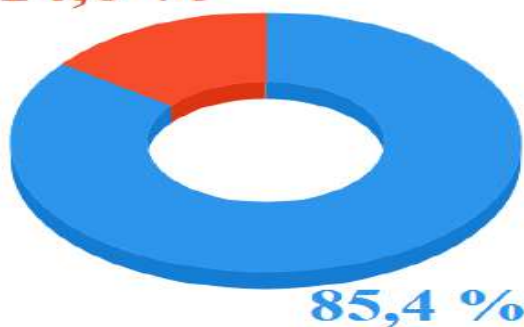
	Republic of Uzbekistan	Republic of Karakalpakstan	Andijan	Bukhara	Jizzakh	Kashkadarya	Navoi	Namangan	Samarqand	Surkhandarya	Syrdarya	Tashkent	Ferghana	Khorezm	Tashkent city
Total institutions, units.	10000	725	768	544	551	1137	364	712	1252	917	310	878	951	552	339
<i>of which conduct classes in:</i>															
one shift	2422	118	221	294	76	217	98	183	222	139	94	190	281	193	96
two shifts	7556	606	546	249	474	919	266	528	1025	774	216	688	669	359	237
three shifts	10	1	-	-	1	1	-	1	-	4	-	-	-	-	10

¹⁾ without schools for children with disabilities in physical or mental development, including general education institutions that are temporarily out of work and are undergoing major repairs.

The distribution of teachers in educational institutions by level of education²⁾, %



14,6 %



Teachers with higher
education



Teachers with
secondary special
education

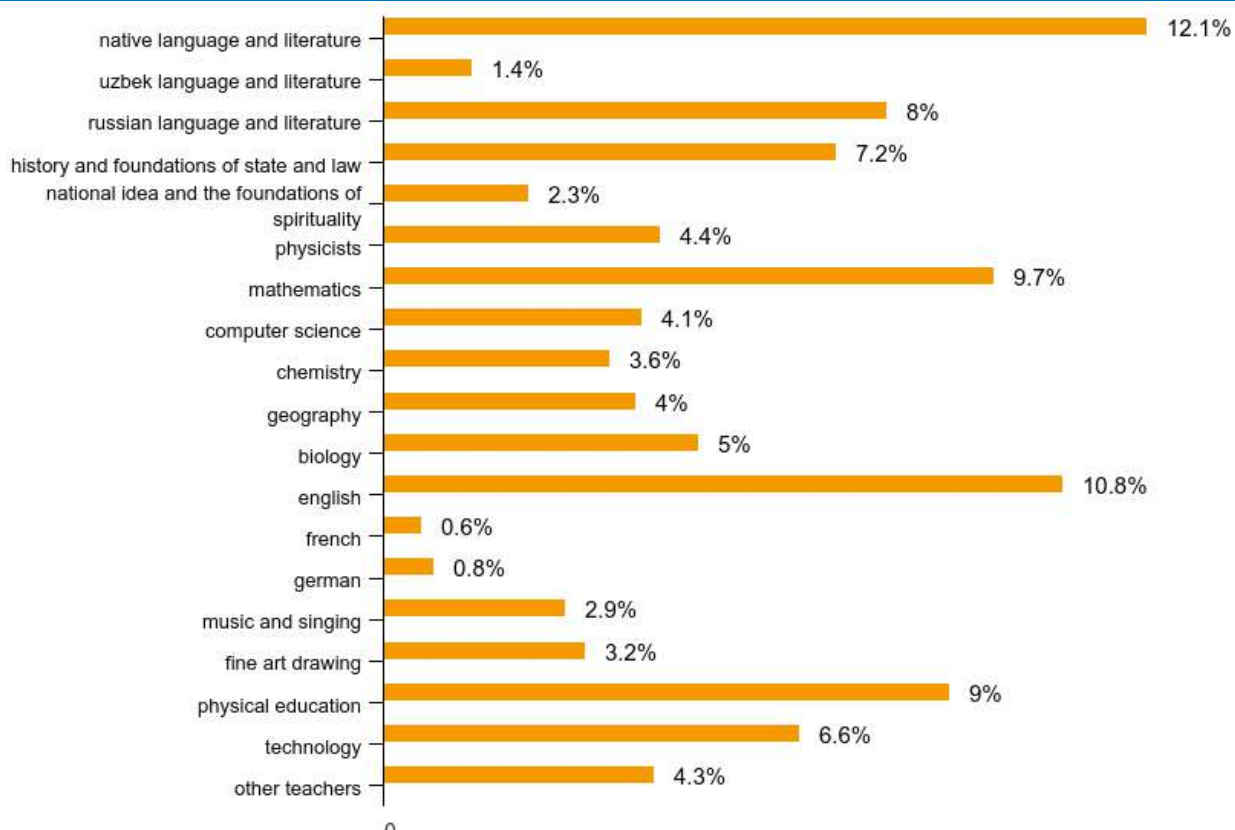
	The share of teachers with higher education in their total number, %	The share of teachers with secondary specialized education in their total number, %
Republic of Uzbekistan	85,4	14,6
Republic of Karakalpakstan	88,0	12,0
<i>regions:</i>		
Andijan	86,6	13,4
Bukhara	86,6	13,4
Jizzakh	88,4	11,6
Kashkadarya	89,4	10,6
Navoi	75,4	24,6
Namangan	90,9	9,1
Samarkand	89,6	10,4
Surkhandarya	84,7	15,3
Syrdarya	76,0	24,0
Tashkent	90,0	10,0
Ferghana	82,2	17,8
Khorezm	87,6	12,4
Tashkent city	87,4	12,6

The total number of teachers at the beginning of the 2019/2020 school year was 486.6 thousand people, of which 53% work in rural schools, 47% in urban schools. In Uzbekistan, an average of thirteen students per teacher.



²⁾ without part-time job

Distribution of subject teachers at the beginning of the 2019/2020 school year, %



At the beginning of the 2019/2020 school year, the highest percentage of teachers in secondary schools was observed in such disciplines as native language and literature, English, mathematics, physical education, Russian language and literature, and the percentage of teachers in these academic disciplines is higher than among teachers in other items.

For information: data on the distribution of secondary school teachers by subject are given with the exception of directors who are not teachers and primary school teachers.

The number of students by age in secondary schools, thousand people
(as of the beginning of the 2019/2020 school year)

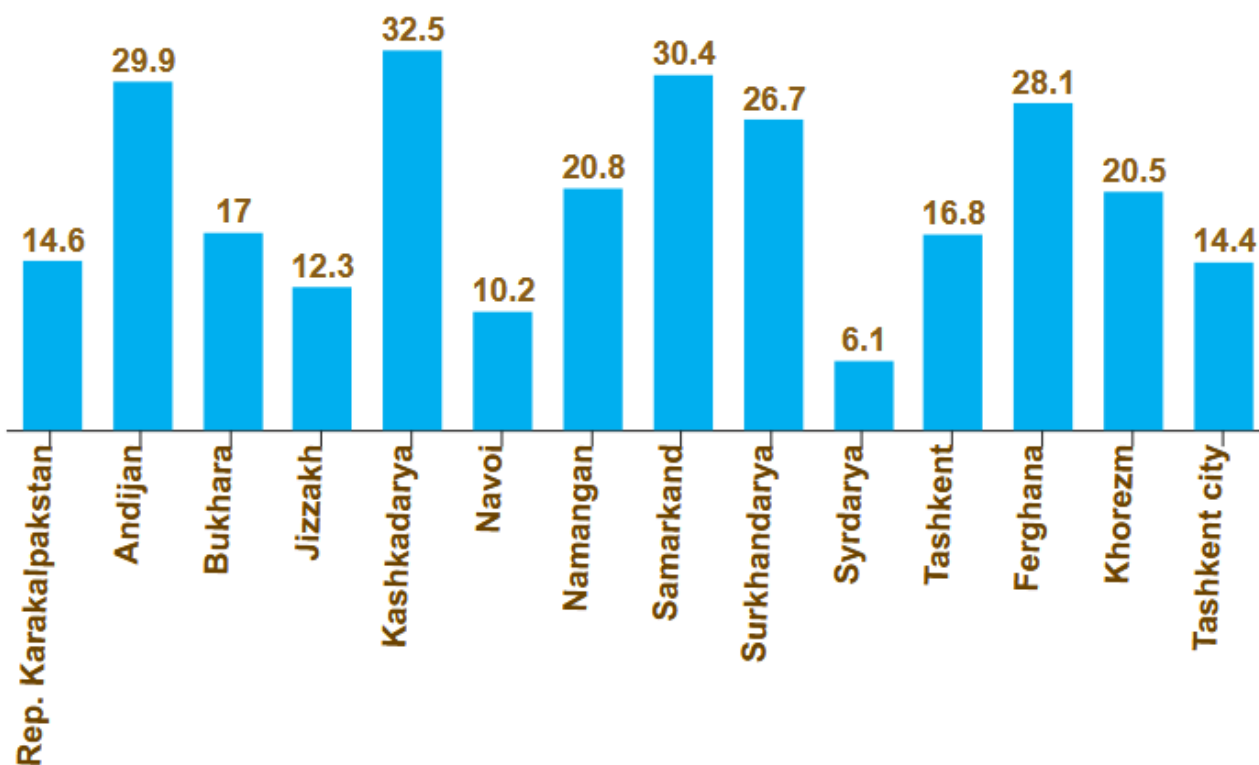
	Number of students, total	of which:										
		6 years	7 years	8 years	9 years	10 years	11 years	12 years	13 years	14 years	15 years	16 years and above
Republic of Uzbekistan	6146,3	75,0	603,1	607,9	623,1	635,3	620,7	581,7	535,3	503,6	493,2	867,4
Republic of Karakalpakstan	344,3	4,0	35,4	33,3	35,3	36,4	35,4	33,2	30,2	27,7	27,8	45,6
<i>regions:</i>												
Andijan	556,8	10,6	54,6	54,1	59,5	62,2	58,7	53,4	46,5	43,9	40,9	72,4
Bukhara	325,9	7,3	31,6	31,1	32,4	32,7	30,9	28,9	29,1	28,4	27,1	46,4
Jizzakh	257,6	1,2	24,4	24,2	25,2	26,6	26	23,7	22,8	22	21,5	40,0
Kashkadarya	627,7	4,5	62,2	61,2	62,8	62,6	62,5	56,8	54,7	53	51,9	95,5
Navoi	178,6	1,0	17,5	17,4	17,7	17,5	17,4	17,6	16,4	15,2	14,7	26,2
Namangan	500,4	6,7	48,9	50,2	48,6	50,6	53,3	49,1	40,5	39,9	39,8	72,8
Samarkand	720,0	5,3	70,7	73,0	74,5	74,9	73,3	66,5	63,7	57,4	56,3	104,4
Surkhandarya	495,1	2,1	50,4	51,5	49,4	50	49,4	44,6	42,1	39,6	39,3	76,7
Syrdarya	156,5	2,7	14,6	14,9	15,7	16,4	16,1	15,2	14,1	12,5	12,4	21,9
Tashkent	508,3	7,9	49,6	49,9	51	53,7	51,1	49	44,3	41,4	41,8	68,6
Ferghana	664,3	7,0	64,4	66,2	69	66,5	64,8	64,8	58,8	55,2	54,2	93,4
Khorezm	352,0	3,0	32,5	34,1	34,9	36,3	35	34,9	31,4	29,4	29,1	51,4
Tashkent city	458,8	11,7	46,3	46,8	47,1	48,9	46,8	44	40,7	38	36,4	52,1

At the beginning of the 2019/2020 school year (without schools for children with disabilities in physical or mental development), the highest indicator for the number of students aged 6 years studying in educational institutions was recorded in Tashkent and Andijan region, the lowest indicator was in Jizzakh and Navoi region.



**Distribution of 11th grade graduates in secondary schools by region,
thousand people**

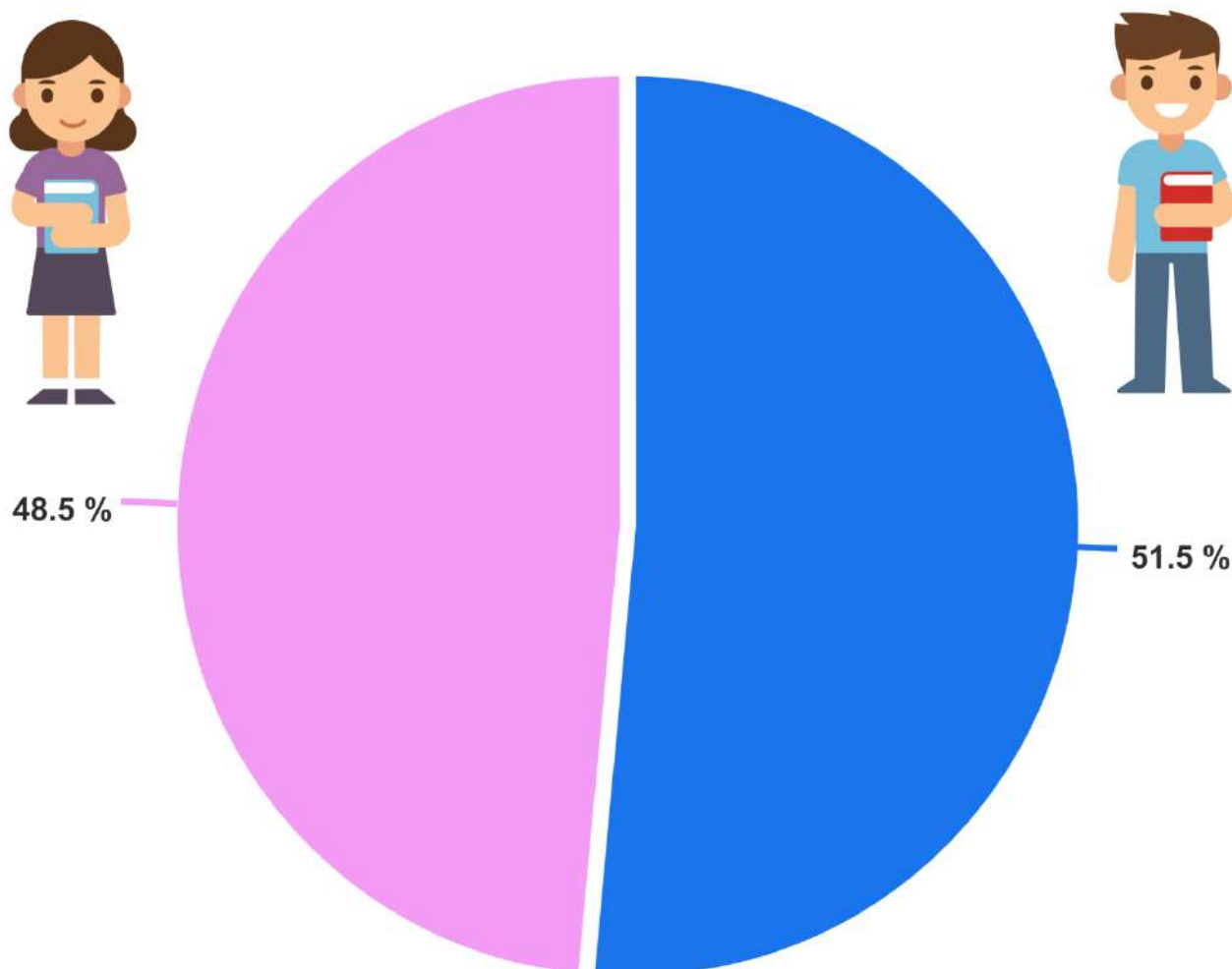
(as of the beginning of the 2019/2020 school year)



The number of graduates of 11th grades of educational institutions of the Republic of Uzbekistan at the beginning of the 2019/2020 academic year amounted to 280.3 thousand people. The highest indicators in the republic are in Kashkadarya (32.5 thousand people) and Samarkand (30.4 thousand people) regions, the lowest indicators are in Navoi (10.5 thousand people) and Syrdarya (6.1 thousand people) areas.



Distribution of students of educational institutions by gender,%
(as of the beginning of the 2019/2020 school year)



At the beginning of the 2019/2020 school year, 6146.3 thousand students were studying in general educational institutions of the Republic of Uzbekistan (without schools for children with disabilities in physical or mental development), of which boys make up 3165.7 thousand people (51.5%), girls - 2980.6 thousand people (48.5%).

Foreign languages in educational institutions

The main goal of the Republic of Uzbekistan in the process of raising to a new level of comprehensive mutually beneficial cooperation with developed countries is to prepare promising young people, create conditions for the young generation to deeply study foreign languages, including German and French, increase their intellectual potential, educate young people who can even more increase the credibility of our country in the international arena. By the beginning of the 2019/2020 school year, foreign languages are taught in 9986 educational institutions of our country, of which English in 9639, German in 1316 and French in 931.

Distribution of educational institutions for the study of foreign languages by region, units

(at the beginning of the 2019/2020 school year)

	Number of general education institutions	of which in foreign languages:						
		english	German	French	Spanish	korean	arabic	others
Republic of Uzbekistan	9986	9639	1316	931	3	10	4	8
Republic of Karakalpakstan	726	718	62	47	-	-	-	-
<i>regions:</i>								
Andijan	768	744	115	58	-	1	1	1
Bukhara	543	505	76	84	-	2	-	1
Jizzakh	551	545	22	28	-	-	-	-
Kashkadarya	1137	1079	221	116	-	-	-	-
Navoi	348	316	55	40	-	-	-	-
Namangan	712	712	83	67	-	-	-	-
Samarkand	1247	1167	261	162	-	-	-	-
Surkhandarya	917	876	112	51	-	-	-	-
Syrdarya	310	307	9	18	-	-	-	-
Tashkent	878	865	53	37	-	-	-	1
Ferghana	951	938	106	45	-	-	1	-
Khorezm	552	524	128	159	3	2	-	1
Tashkent city	346	343	13	19	-	5	2	4

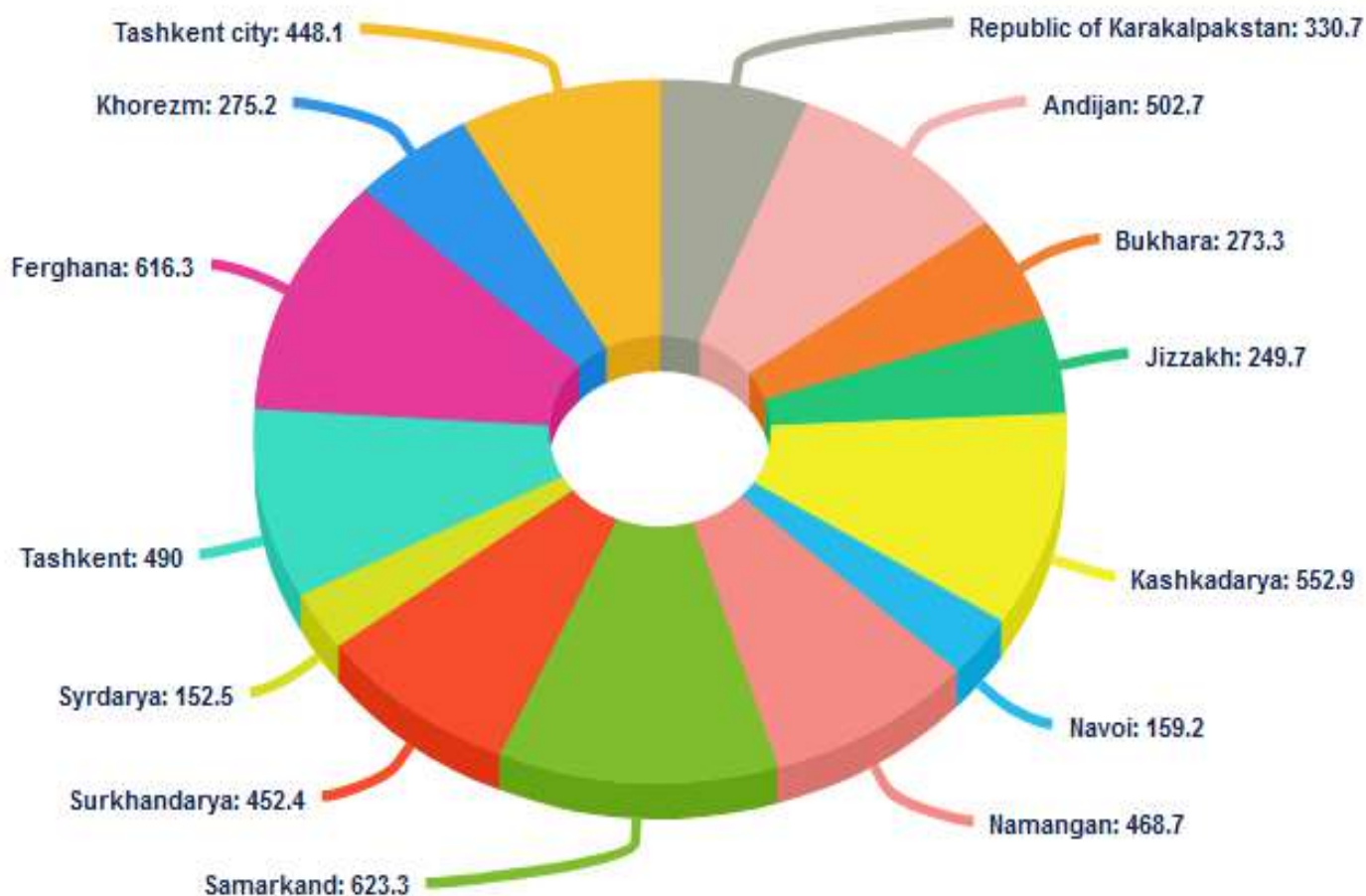
Distribution of students of educational institutions by regions for the study of foreign languages, thousand people
(at the beginning of the 2019/2020 school year)

	Total	of which they are thought languages:						
		English	German	French	Spanish	Korean	Arabic	others
Republic of Uzbekistan	6149,6	5594,5	322,0	225,4	1	3,5	0,5	2,7
Republic of Karakalpakstan	344,3	330,7	7,1	6,5	-	-	-	-
<i>regions:</i>								
Andijan	556,9	502,2	36,9	17,3	-	0,2	0,2	0,1
Bukhara	326,4	273,3	25,7	26,5	-	0,7	-	0,2
Jizzakh	257,6	249,7	3,2	4,7	-	-	-	-
Kashkadarya	627,8	552,9	45,9	29	-	-	-	-
Navoi	177,6	159,2	9,2	9,2	-	-	-	-
Namangan	500,5	468,7	19,7	12,1	-	-	-	-
Samarkand	720,1	623,3	59,1	37,7	-	-	-	-
Surkhandarya	495,1	452,4	31,8	10,9	-	-	-	-
Syrdarya	156,5	152,5	1,3	2,7	-	-	-	-
Tashkent	508,2	490,0	9,1	9,1	-	-	-	-
Ferghana	664,4	616,3	34,7	13,3	-	-	0,1	-
Khorezm	353,2	275,2	34,8	40,9	1	1	-	0,3
Tashkent city	461,0	448,1	3,5	5,5	-	1,6	0,2	2,1

At the beginning of the 2019/2020 school year in our country, 6149.6 thousand students studying foreign languages were studying in 9986 general educational institutions (without schools for children with physical or mental disabilities), of which 5594.5 thousand people (91, 0%) study English, 322.2 thousand (5.2%) - German, 225.2 thousand (3.7%) - French, 7.5 thousand (0.1%) - Spanish, Korean , Arabic, etc.

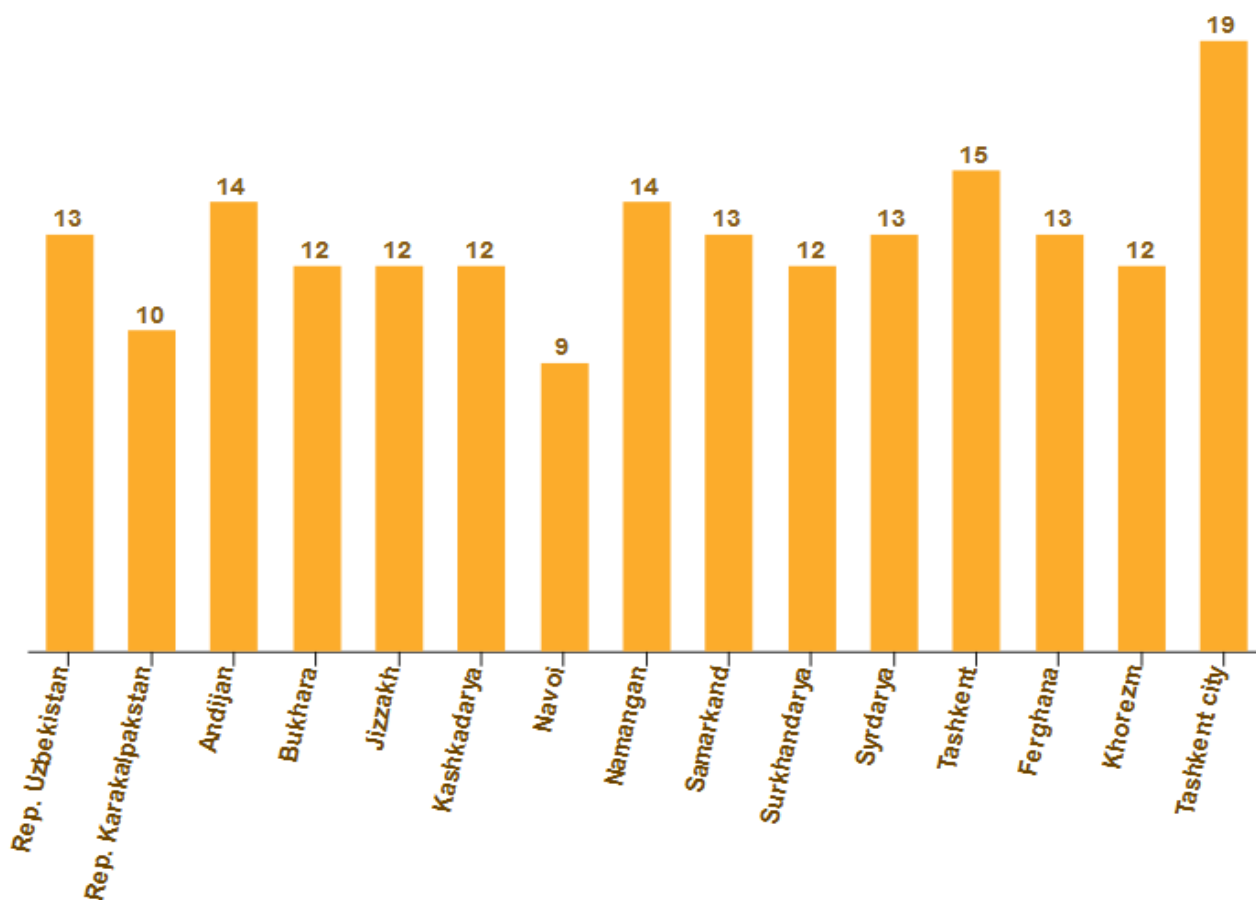
Distribution of students of educational institutions studying English by region, thousand people

(as of the beginning of the 2019/2020 academic year)



In particular, 623.3 thousand people (11.1%) are studying English in the Samarkand region, 616.3 thousand people (11.0%) in the Ferghana region, the lowest indicator is noted in the Syrdarya region - 152.5 thousand people (2.7%).

Number of students per teacher in educational institutions, people

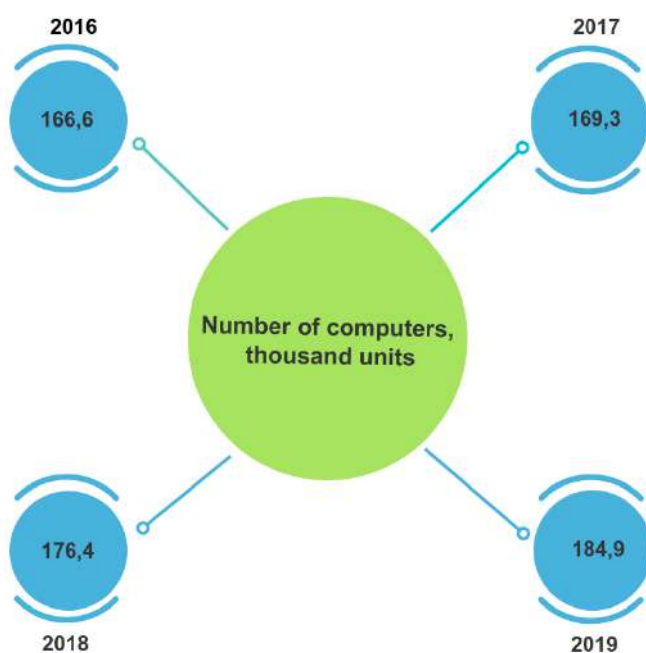


By the beginning of the 2019/2020 school year, the total number of teachers in secondary schools was 486.6 thousand people (without part-time jobs), on average, there are 13 students per teacher in the Republic of Uzbekistan, of which the highest indicator by region was noted in Tashkent, where on average there are 19 students per teacher, and the lowest indicator recorded in the Navoi region - on average per teacher there are 9 students.



The dynamics of the provision of information and communication technologies of educational institutions, units
(at the beginning of the school year)

	2016/2017	2017/2018	2018/2019	2019/2020
Number of institutions with computer classes	9270	9251	9400	9685
In% of the total number of institutions	95,4	95,2	96,2	96,0
Number of computer classes	16922	11821	12165	12630
Number of computers in them, thousand pieces	166,6	169,3	176,4	184,9
Number of computers per 1000 students	35	32	30	30
Number of institutions with the ability to connect to Ziyonet	8661	8483	8357	8392



In the Republic of Uzbekistan at the beginning of the 2019/2020 school year, the number of general educational institutions with computer classes was 9685 units, or 96.0% of their total. They are equipped with 184.9 thousand computers, which is 8.5 thousand units (4.8%) more than in the corresponding period of the last school year. At the beginning of the 2017/2018 school year, there were 32 computers for every thousand students, and 30 in the current school year.

Department of Social and Sustainable Development Statistics

71-230-80-69

71-230-81-62