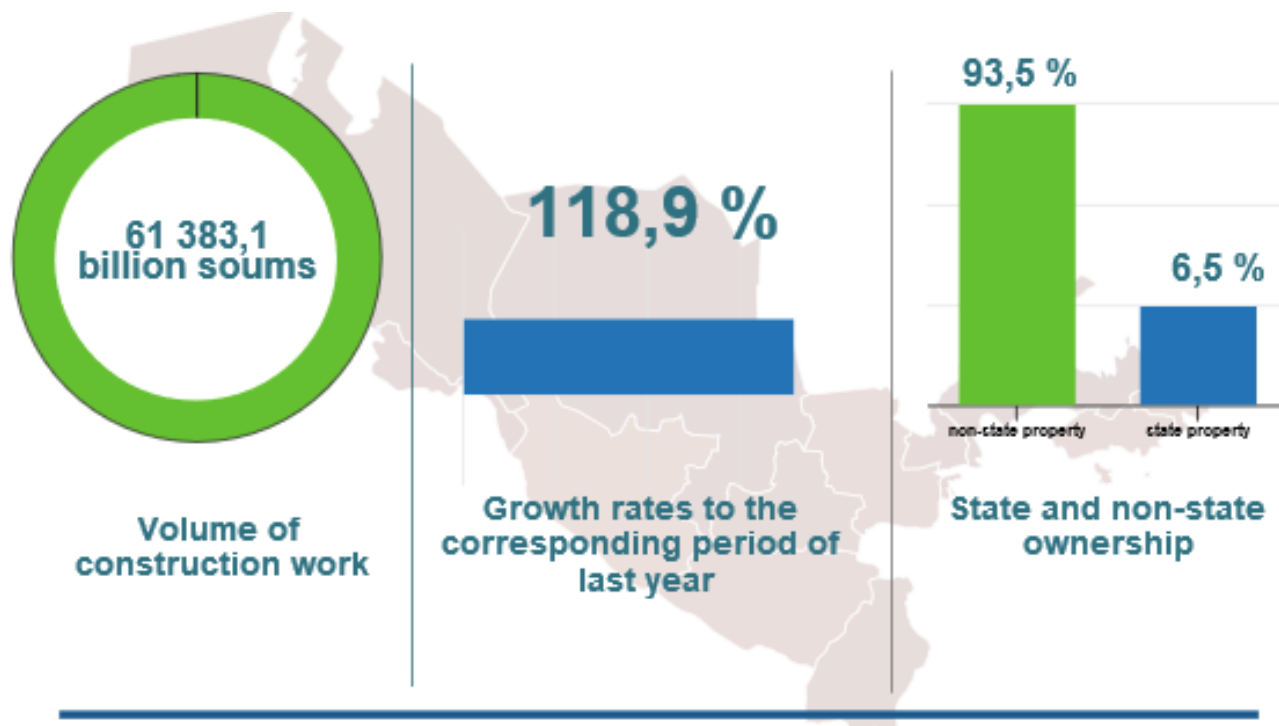


Construction work in the Republic of Uzbekistan

January-November 2019

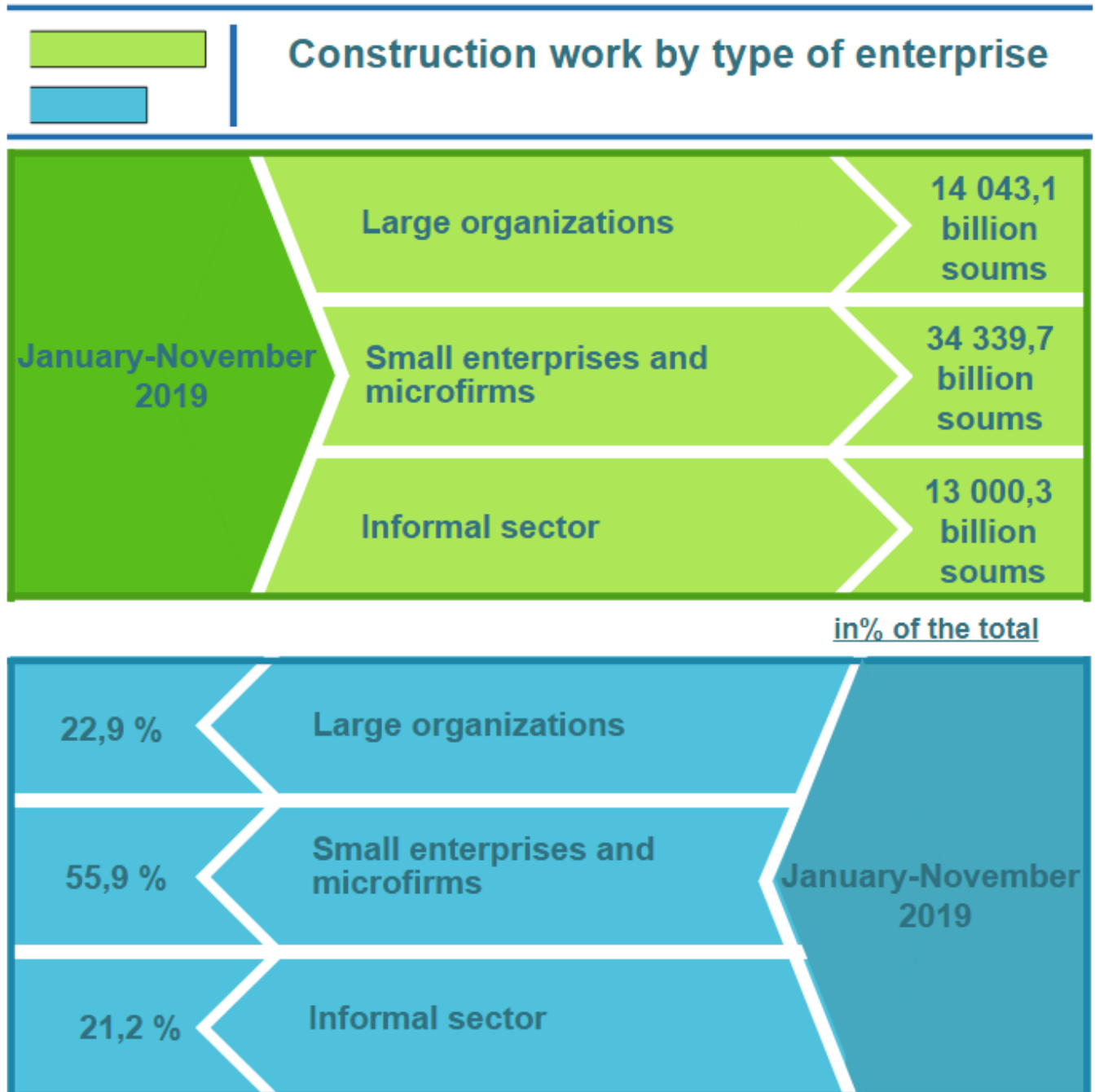
The volume of completed construction work in January-November of the current year amounted to **61383.1** billion soums. The growth rate compared to the corresponding period last year reached **118.9%**.



The volume of construction work carried out by large construction organizations amounted to **14043.1** billion soums. Compared to the same period last year, it increased by **7.0%**, and their share in total volume decreased by **2.4%** and amounted to **22.9%**.

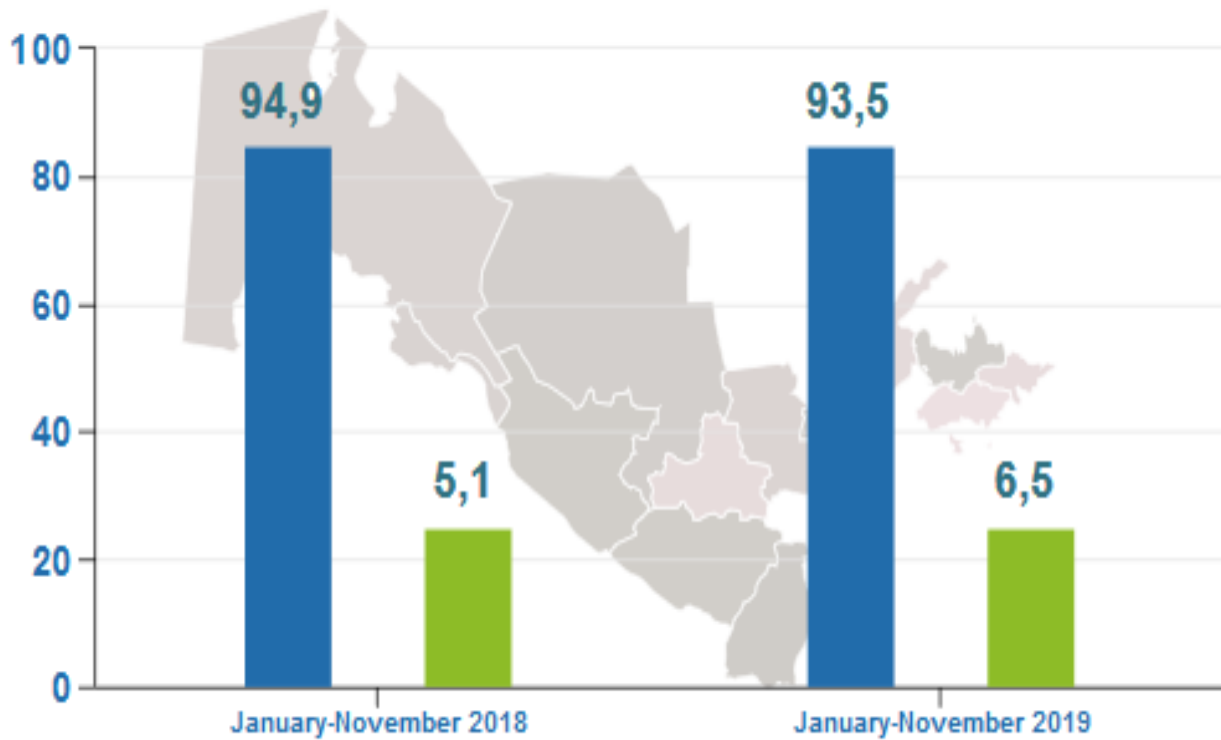
The volume of construction work performed by small enterprises and microfirms has increased significantly compared to other, whose share was **55.9%** of total, which was **4.6%** more compared to the corresponding period last year. Along with this, the volume of performed construction work amounted to **34339.7** billion soums and, compared to the same period of the previous year, the growth rate reached **129.3%**.

The share of construction work in the informal sector decreased by **2.3 p.p.** and compared to the same period last year, amounted to **21.2%**, or **13000.3** billion soums, the growth rate reached **108.9%** compared to the corresponding period last year.





Construction work performed by state-owned and private enterprises

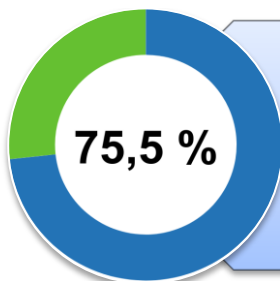


● Non-state ownership

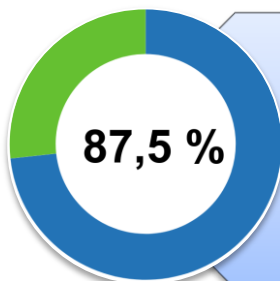
● State ownership

Construction work in the republic, carried out by state organizations, amounted to **3961.0** billion soums, the growth rate reached **150.1%**. The volume of construction work carried out by non-governmental organizations amounted to **57422.1** billion soums, the growth rate reached **117.2%**, and their shares were **6.5%** and **93.5%** respectively.

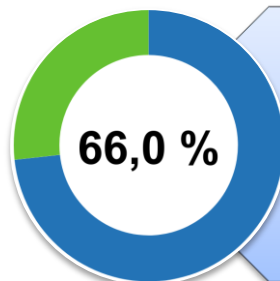
The share of new construction, reconstruction, expansion and modernization in total volume of construction work



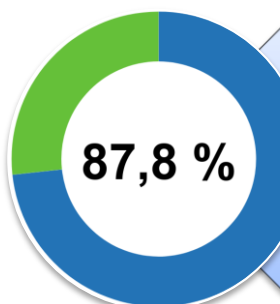
Most of the construction work was carried out in the current period for the construction of new buildings and structures, 75.5% of total volume of construction work, or 46362.0 billion soums, were aimed at creating new production capacities in the field of economy, housing and communal services and other social facilities.



Large construction organizations completed construction work on new construction for 12,283.7 billion soums, or 87.5% of their total volume.



Small enterprises and microfirms completed construction work on new construction for 22668.6 billion soums, or 66.0% of their total volume.




In the informal sector, construction work on new construction was completed for 11,409.7 billion soums, or 87.8% of their total volume.



Construction work by type of economic activity

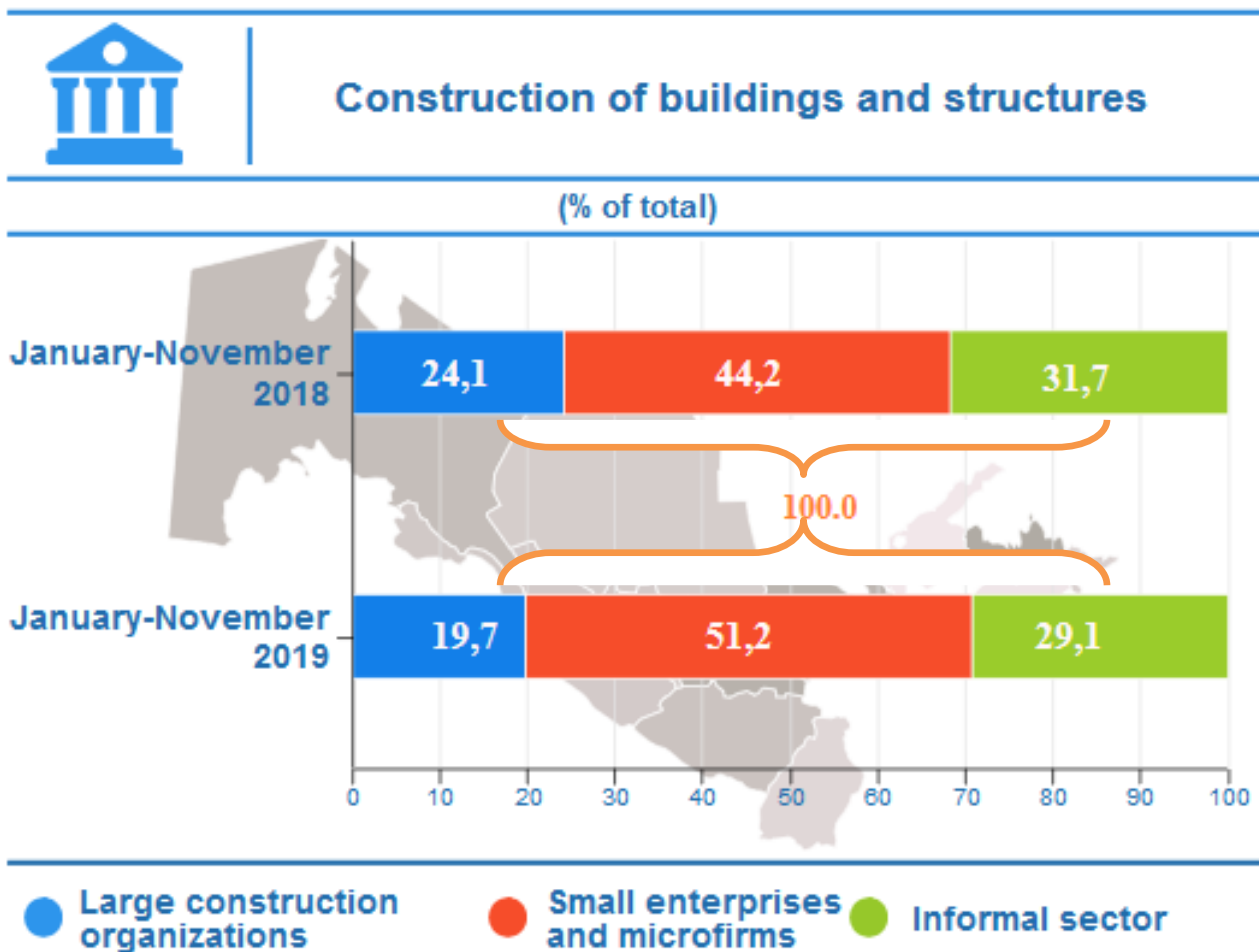
January-November 2019



The bulk of the construction work by type of economic activity was the development of construction projects, the construction of residential and non-residential buildings, as well as the construction of buildings not intended for living.

The share in total volume of construction work performed by large construction organizations in the structure of construction work on the construction of buildings and structures amounted to **19.7%** and, compared to the same period last year, decreased by **4.4%**.

The share of small enterprises and micro-firms in this type of activity, compared to the previous period of the last year, increased by **7.0%** and amounted to **51.2%**.



The share of the informal sector, compared with the same period last year, decreased by **2.6%** and amounted to **29.1%**.

The specific value of construction work volume performed by large enterprises for the construction of civilian facilities amounted to **44.7%** and increased by **7.3%** compared to the same period last year.

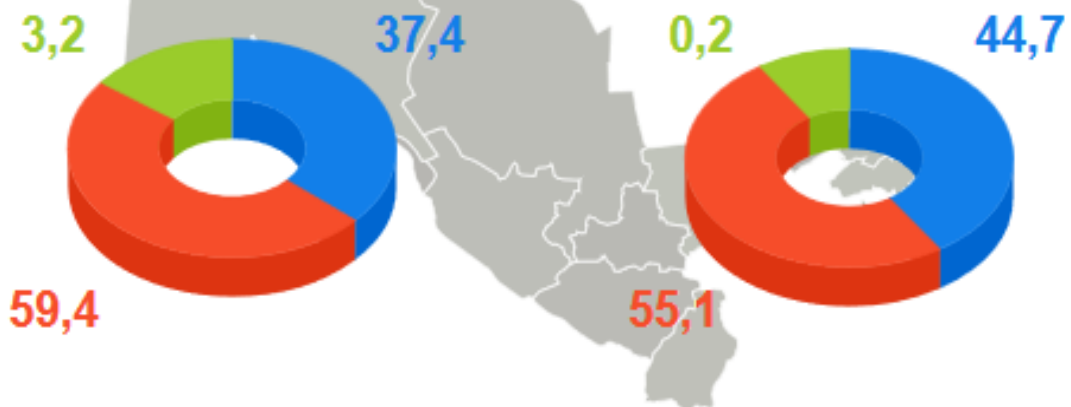


Construction of civil facilities

(share % of total)


January-November 2018

January-November 2019



 Large construction organizations

 Small enterprises and microfirms

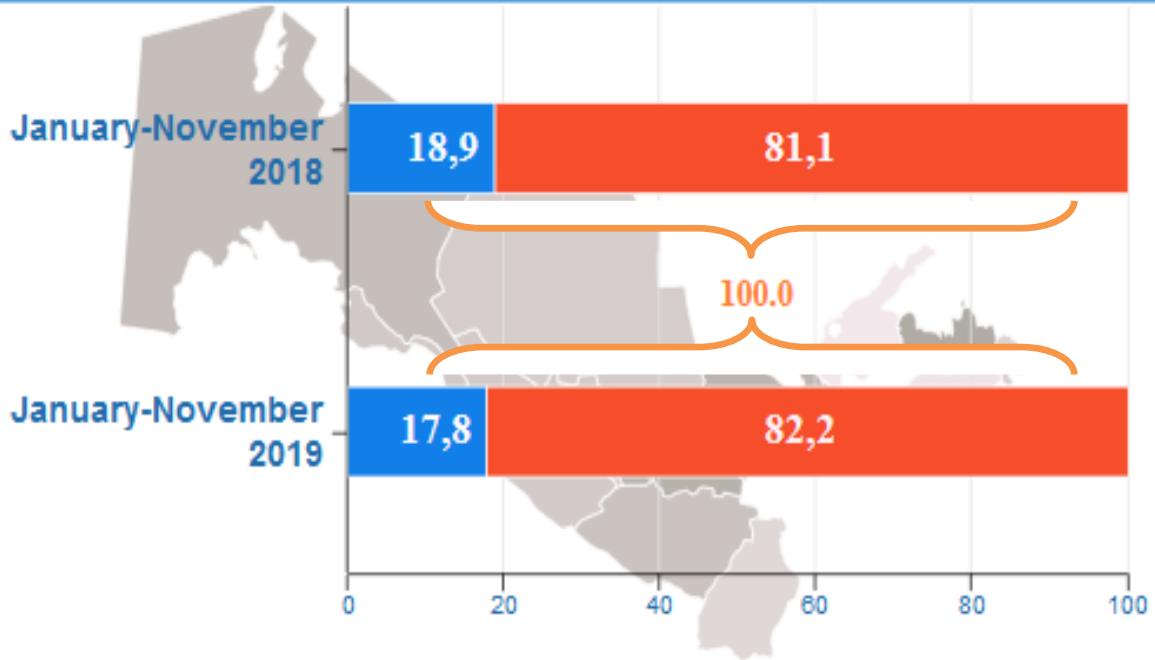
 Informal sector

Also, the share of small enterprises and microfirms amounted to **55.1%** (a decrease of **4.3%**), and, accordingly, the share of the informal sector reached **0.2%** (a decrease of **3.0%**).



Specialized construction work

(% of total)



● Large construction organizations

● Small enterprises and microfirms

In the volume of specialized construction work, the share of large contractors decreased by **1.1 p.p.** and amounted to **17.8%**, as a result of which small enterprises and micro-firms now account for **82.2%** (an increase of **1.1 p.p.**).

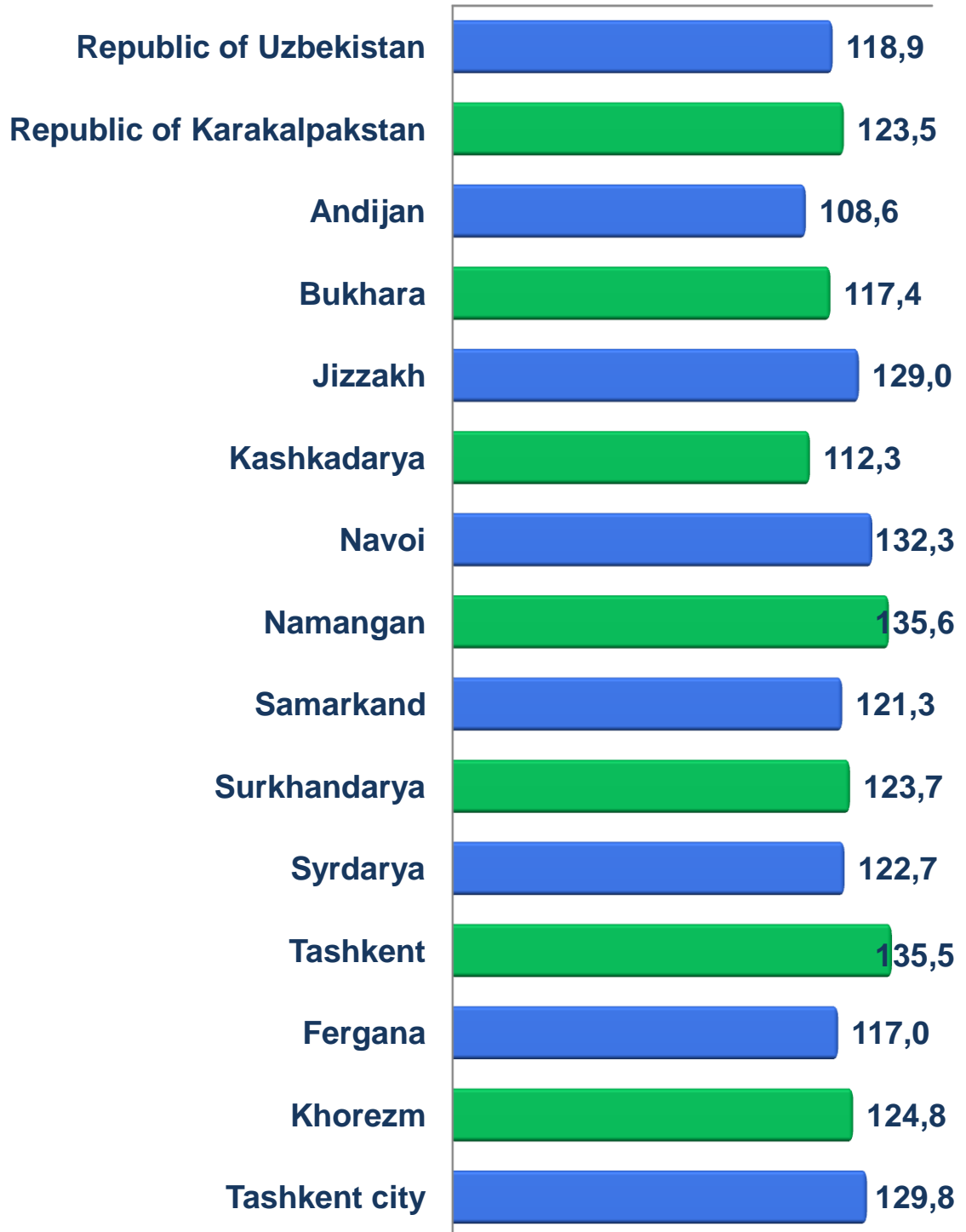
Construction work by type of economic activity
January-November 2019
(billion soums)

	Construction works	including by type of economic activity:		
		construction of buildings and structures	construction of civil facilities	specialized construction work
Republic of Uzbekistan*	61383,1	44535,4	8508,7	8339,0
Republic of Karakalpakstan	2936,1	1947,4	409,0	579,7
<i>regions:</i>				
Andijan	3616,6	2665,3	330,6	620,7
Bukhara	3896,2	2665,8	646,1	584,3
Jizzakh	2027,3	1563,3	282,3	181,7
Kashkadarya	4277,3	3174,8	521,3	581,2
Navoi	3170,4	2252,2	382,4	535,8
Namangan	2925,8	2106,5	263,6	555,7
Samarkand	3910,6	2994,5	389,8	526,3
Surkhandarya	3597,6	2453,2	945,4	199,0
Syrdarya	1341,7	976,7	228,5	136,5
Tashkent	4058,7	2892,2	527,1	639,4
Fergana	3710,9	2794,3	478,5	438,1
Khorezm	2351,6	1865,8	329,8	156,0
Tashkent city	14038,3	8659,4	2774,3	2604,6

**) including unallocated volume by regions*

The growth rate of construction work by region

(% to the corresponding period of the last year)



Construction work by regions

January-November 2019

(billion soums)

	Construction works	Growth rate, %	Including new construction, reconstruction, expansion and technical re-equipment
Republic of Uzbekistan*	61383,1	118,9	46362,0
Republic of Karakalpakstan	2936,1	123,5	2086,2
<i>regions:</i>			
Andijan	3616,6	108,6	2472,1
Bukhara	3896,2	117,4	2328,8
Jizzakh	2027,3	129,0	1603,1
Kashkadarya	4277,3	112,3	3116,4
Navoi	3170,4	132,3	2394,3
Namangan	2925,8	135,6	2149,8
Samarkand	3910,6	121,3	3074,4
Surkhandarya	3597,6	123,7	3046,0
Syrdarya	1341,7	122,7	897,5
Tashkent	4058,7	135,5	2921,1
Fergana	3710,9	117,0	2498,8
Khorezm	2351,6	124,8	1927,8
Tashkent city	14038,3	129,8	10321,7

*) including unallocated volume by regions.

Construction work in the regional context with the highest growth rates

Namangan region (135.6%):

- Repair work in Namangan city along Uychi and Yangiabad streets;
- Construction work has begun on high-voltage power lines in all cities and districts of Namangan region.

Tashkent region (135.5%):

- Road reconstruction works in the Kibray district of Tashkent region;
- Road repair work in the Bektemir and Bostanlik districts of Tashkent region;
- Works on repair and restoration of collectors;
- Construction of facilities in the irrigation system to limit the speed of water movement.

Navoi region (132.3%):

- Improving the technology of gold mining from heavy ores of the «Kokpatas» and «Daugiztau» deposits, the construction of the Auminzo-Amantay (5-GMZ) gold ore deposits (stages I-II), the reconstruction of pumping stations in the third direction of the Amudarya-Zarafshan water line;
- Repair of the M-37 "Samarkand-Bukhara-Turkmenbashi" highway;
- Excavation of canals, drains and collectors in the Karmana, Khatirchi, Navbakhor and Kiziltepa districts.

Tashkent city (129.8%):

- Construction of a bridge and Yunusabad metro lines, construction of a ring railway for an electric train, as well as fences for the Angren-Pap railway line;

- Construction of the Sergeli line of the Tashkent Metro, an overpass at the intersection of Makhtumkuli Street and the Akhangaran Highway, as well as the construction of a land ring line;
- Construction of “Tashkent-City” and “Almazar-City”;
- Construction of the “Yangi Olmazor” residential complex on the territory of the former Tashkent Porcelain Factory;
- The construction of the residential building "Oloy";
- Construction of a modern civil airport complex on the basis of the «Tashkent - Vostochniy» airdrome;
- Construction of the “Navruz” park;
- Reconstruction of buildings and structures of “Uzbekfilm”;
- Construction of the International Islamic Cultural Center.

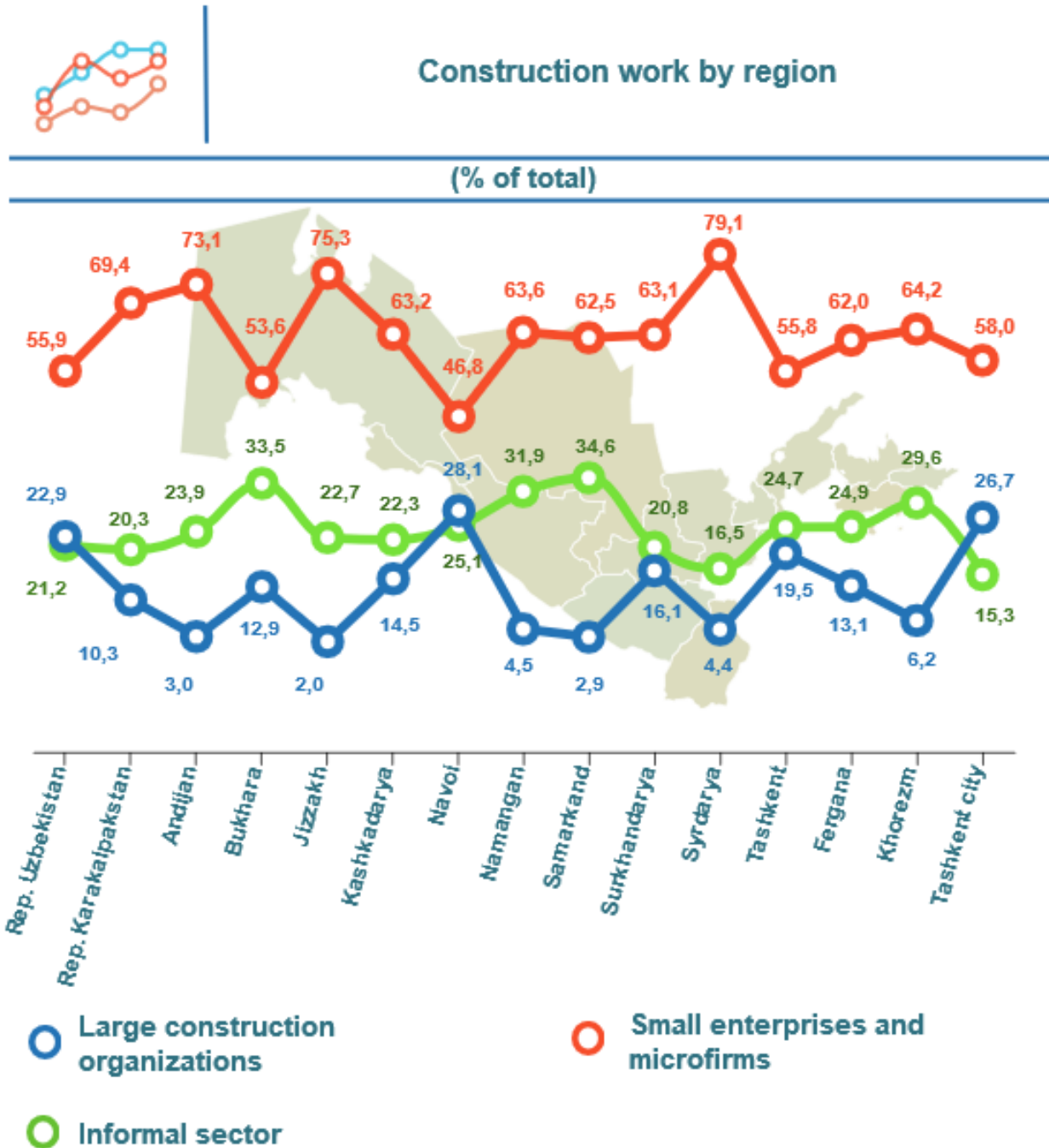
Jizzakh region (129.0%):

- Construction of electrical communications to provide electricity for houses, which built according to standard projects;
- Reconstruction of the collector-drainage network in the Zafarabad district;
- Reconstruction of the channel "Yur 21" in the Pakhtakor district.

Republic of Karakalpakstan (123.5%):

- Excavation of reservoirs and reconstruction of the “Hayranli” and “Hatep” canals in the Khojeyli and Kungrad districts;
- In the Ellikkala district, a significant amount of repair and restoration work was carried out for the collectors “KT-1”, “K-5”, “Akchakul”, “KT-3”, “K-4”, “K-11”, “Gulistan”, “ K-1 Shortanbai ”, as well as the channel "Kerdar "of the Nukus district.

- Construction of a dam road along Lake Maypost with the installation of a spillway in the Amudarya channel with measures to prevent the development of canyon-forming processes on Lake Dumalak.
- Construction of exploration wells for oil and gas in the Ustyurt region.



The lowest share in construction work volume performed by large construction organizations was noted in Jizzakh (**2.0%** of total construction work volume in the region, or **95.4%** of the corresponding period last year), Samarkand (**2.9%** of total construction work volume in the region, or **2.2** times more than the corresponding period last year) and Andijan region (**3.0%** of total volume of construction work in the region, or **105.1%** compared to the same period last year).

State Committee of the Republic of
Uzbekistan on Statistics

Department of Investment and Construction
Statistics

Contact phone: (+998) 71 230-80-56