

Construction work in the Republic of Uzbekistan for January - April 2020



23 292,3 billion soums
90,1 %

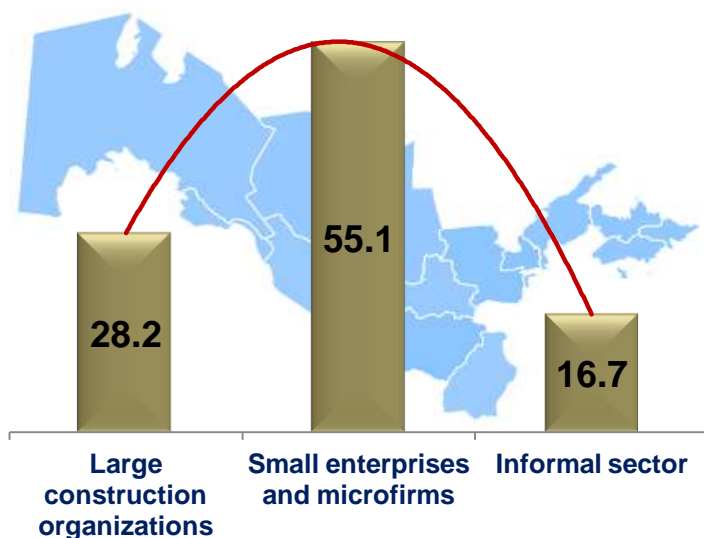


37 858 number of enterprises
122,2 %

In January - April of the current year, the volume of construction work in the Republic of Uzbekistan amounted to **23 292.3 billion soums**, and the growth rate in relation to the corresponding period of 2019 reached **90.1%**.

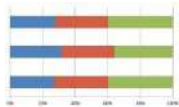


The structure of the volume of construction work, share in% for January - April 2020



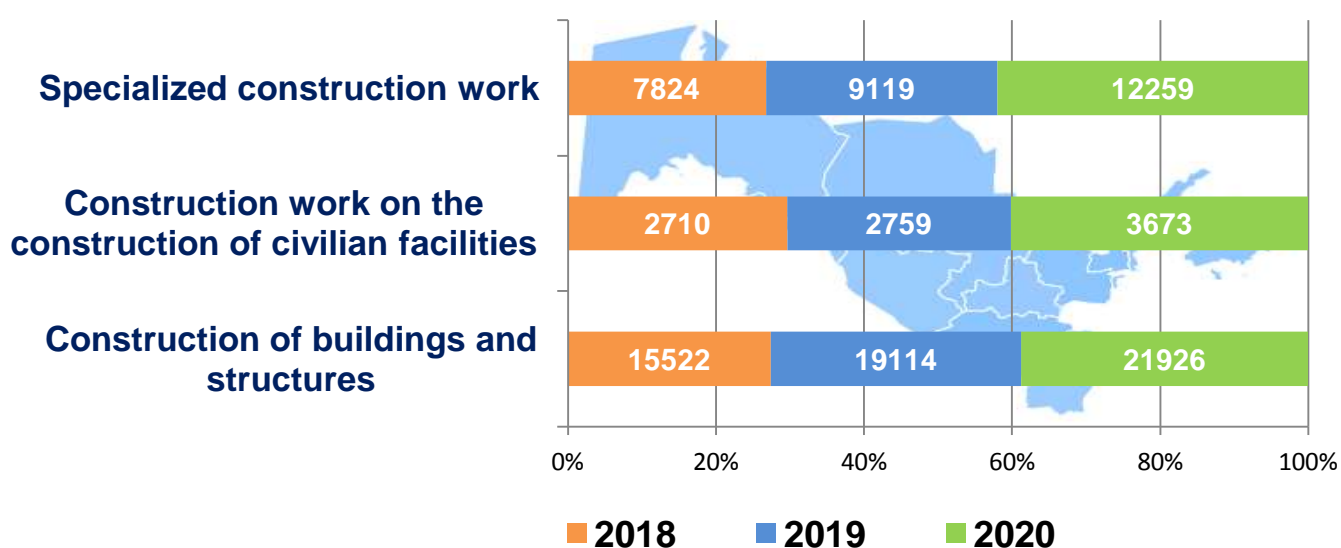
It is known that the volume of construction work is formed by their composition, carried out by large construction organizations, small enterprises and microfirms, as well as the informal sector.

For information: Construction activity is the result of construction work carried out on its own, the volume of new construction, overhaul and maintenance, as well as other contract work.



Information on operating enterprises and organizations in the construction sector, units

As of May 1, 2020, the number of enterprises and organizations in the construction sector reached **37.9** thousand units. and, compared with the same period last year, it increased by **6.9** thousand units.



The main factor in the growth in the number of construction enterprises and organizations was an increase in specialized work by **114.7%** (the share of their total number is **57.9%**), in the construction of civilian facilities the number of enterprises and organizations increased by **133.1%** (a share of their the total number is **8.5%**), in the field of construction of buildings and structures - by **134.4%** (the share of their total number reached **32.4%**).

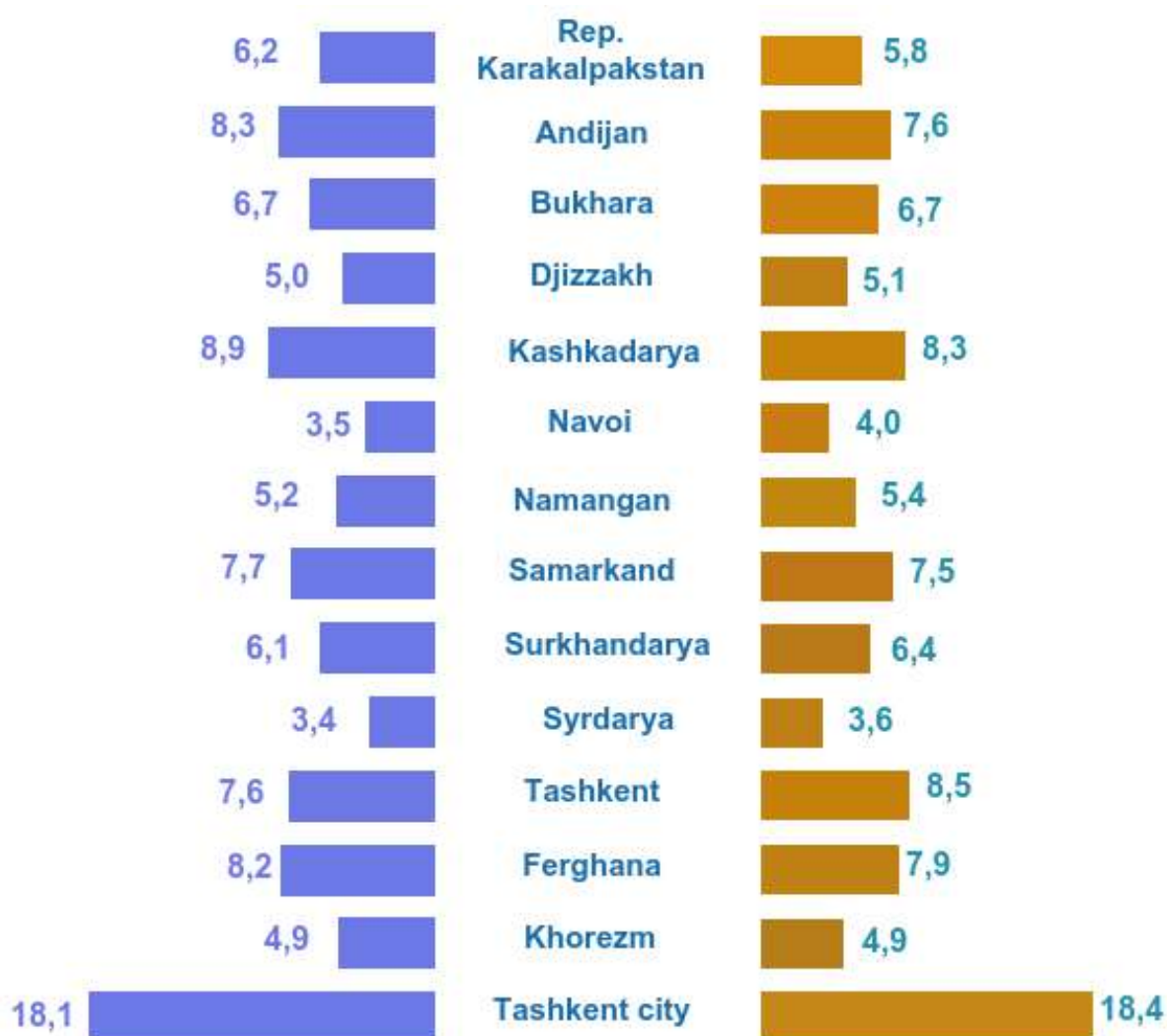


The number of operating construction enterprises in the Republic of Uzbekistan, units

	As of:		to the previous year, %
	01.05.2019	01.05.2020	
Republic of Uzbekistan	30 992	37 858	122.2
Republic of Karakalpakstan	1932	2208	114.3
<i>regions:</i>			
Andijan	2586	2876	111.2
Bukhara	2064	2529	122.5
Jizzakh	1541	1923	124.8
Kashkadarya	2746	3126	113.8
Navoi	1094	1496	136.7
Namangan	1622	2038	125.6
Samarkand	2389	2839	118.8
Surkhandarya	1893	2420	127.8
Syrdarya	1053	1369	130.0
Tashkent	2365	3204	135.5
Fergana	2554	2998	117.4
Khorezm	1532	1851	120.8
Tashkent city	5621	6981	124.2



The share of existing construction enterprises in the Republic of Uzbekistan as of 01.05.2020, share in%



January-April
2019



January-April
2020

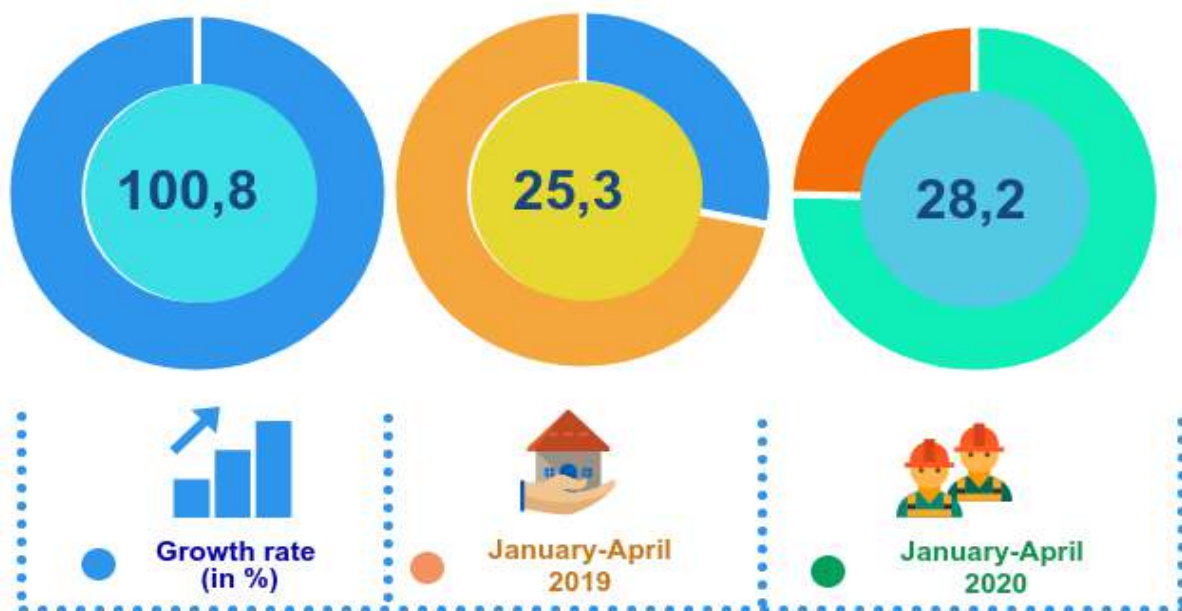
For information: the highest share in the number of construction enterprises in the republic was observed in Tashkent city- 18.4%, Tashkent - 8.5% and Kashkadarya - 8.3% regions.

The volume of construction work carried out by large construction organizations in January - April of the current year amounted to **6 578.0** billion soums. Compared with 2019, in the period under review, the growth rate of construction work amounted to **100.8%**, and their share in the total volume increased by **2.9%** and amounted to **28.2%**.



The volume of construction work performed by large construction organizations

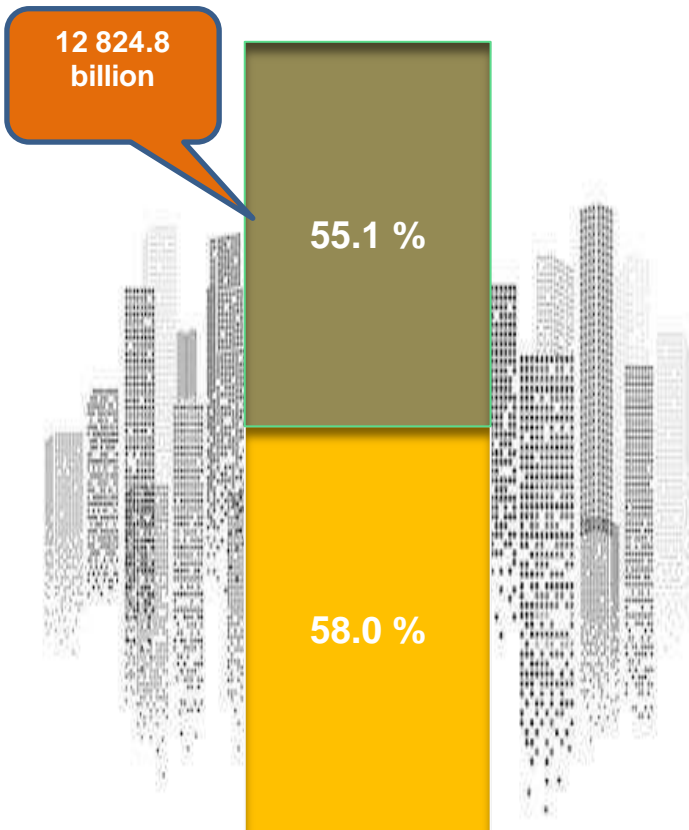
Share in %



For information: The highest share in the volume of construction work performed by large construction organizations was noted in Tashkent city (25.6% of the total volume of construction work in this region, or 109.3% of the corresponding period in 2019), Navoi region (25.3 % of the total volume of construction work in this region, or 118.1% of the corresponding period in 2019) and Surkhandarya region (17.8% of the total volume of construction work in the region, or 138.9% of the corresponding period of 2019).



The share of small enterprises and micro-firms in the total volume of construction work



Small enterprises and microfirms

- January-April 2019
- January-April 2020

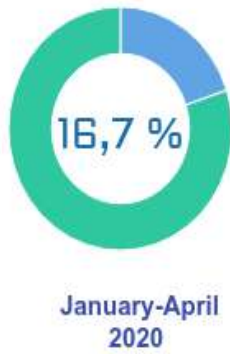
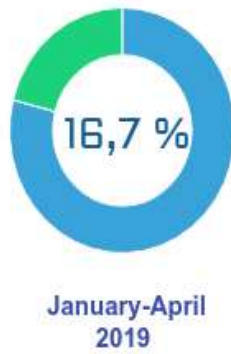
The volume of construction work carried out by small enterprises and micro-firms, compared with other organizations, decreased in January-April 2020, their share was **55.1%** of the total, which is **2.9%** less when compared with the same period last year . Thus, the volume of construction work they completed amounted to **12 824.8** billion soums and, compared to January - April 2019, the growth rate reached **85.6%**.

*The share of construction work in the informal sector, compared to the same period last year, remained unchanged and amounted to **16.7%**, or **3 889.5 billion soums**, the growth rate, compared to January - April 2019, reached **89.8 %**.*

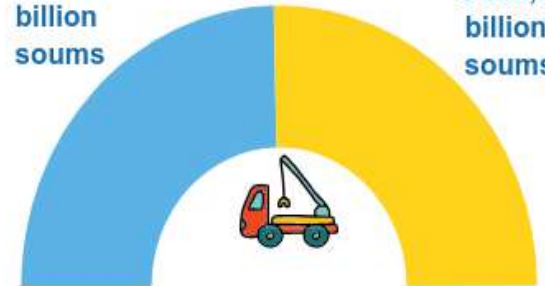


Informal sector share in total construction work

share in %, billion soums



3 789,4
billion
soums

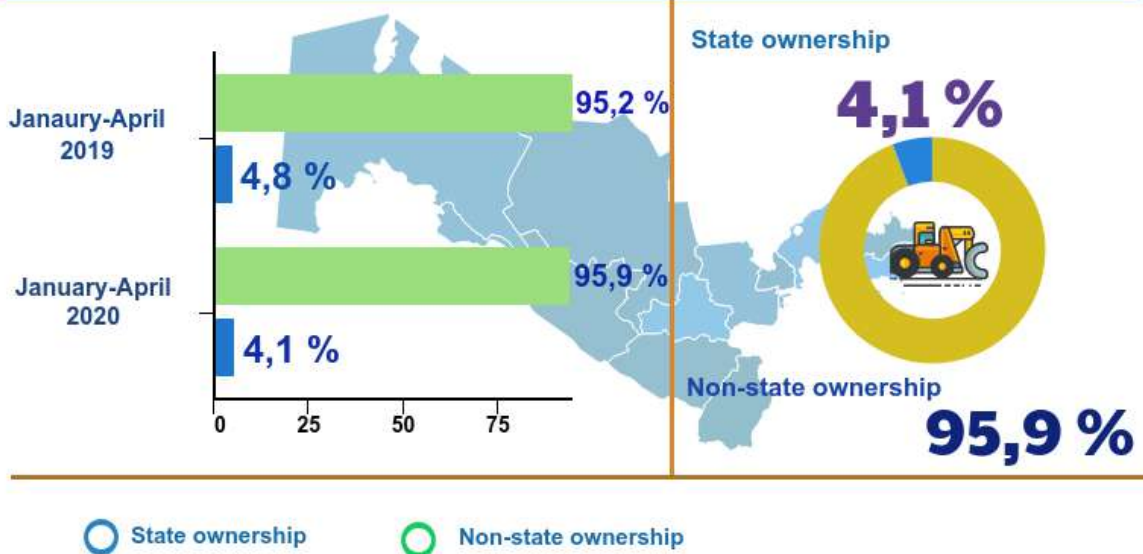


● January-April 2019 ● January-April 2020

Construction work in the country as a whole, carried out by state organizations, amounted to 947.6 billion soums, the growth rate compared to January - April 2019 reached **76.8%**. The volume of construction work carried out by non-governmental organizations amounted to **22 344.7 billion soums**, the growth rate reached **90.8%**, and their share was **4.1%** and **95.9%**, respectively.



Construction work carried out by organizations of state and non-state forms of ownership





Construction work performed by territory and type of ownership for January - April 2020

	Construction work, billion soums	State ownership		Non-state ownership*	
		billion soums	share in %	billion soums	share in %
Republic of Uzbekistan*	23292.3	947.6	4.1	22 344.7	95.9
Republic of Karakalpakstan	1048.3	56.8	5.4	991.5	94.6
<i>regions:</i>					
Andijan	1177.6	76.1	6.5	1101.5	93.5
Bukhara	1237.8	66.5	5.4	1171.3	94.6
Jizzakh	908.3	21.9	2.4	886.4	97.6
Kashkadarya	1329.1	88.3	6.6	1240.8	93.4
Navoi	1069.5	263.4	24.6	806.1	75.4
Namangan	1092.8	48.2	4.4	1044.6	95.6
Samarkand	1471.2	14.3	1.0	1456.9	99.0
Surkhandarya	1193.1	18.3	1.5	1174.8	98.5
Syrdarya	557.8	20.5	3.7	537.3	96.3
Tashkent	1812.4	28.3	1.6	1784.1	98.4
Fergana	1416.2	61.9	4.4	1354.3	95.6
Khorezm	685.9	46.2	6.7	639.7	93.3
Tashkent city	4614.8	136.9	3.0	4477.9	97.0

*including unallocated volume by territory



The share of new construction, reconstruction, expansion and modernization in the total volume of construction work
January - April 2020

73,9 %

A significant part of the construction of new buildings and structures was completed in January - April 2020. So, 73.9% of the total volume of construction work, or **17,213.2** billion soums, were aimed at creating new production capacities in the economy, housing and communal services and other social facilities.

Large construction organizations completed construction work on new construction in the amount of **5,934.2** billion soums, or 90.2% of their total volume.

90,2 %

61,0 %

Small enterprises and micro-firms carried out construction work on new construction for **7,821.8** billion soums, or 61.0% of their total volume.

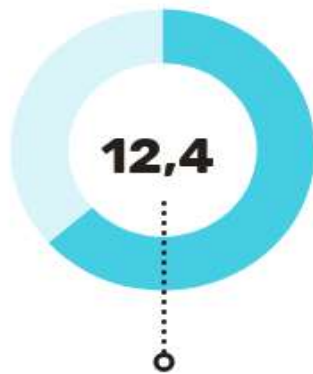
In the informal sector, construction work on new construction was performed in the amount of **3,457.2** billion soums, or 88.9% of their total volume.

88,9 %

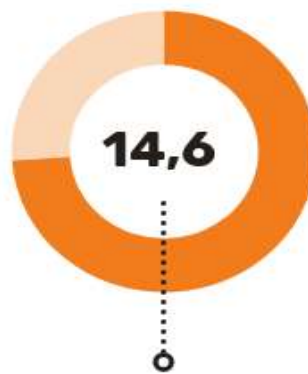


Construction work by type of economic activity in the whole country, share %

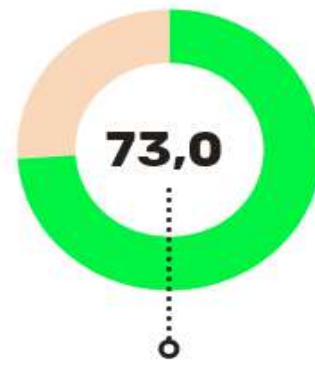
January-April
2019



Specialized construction work

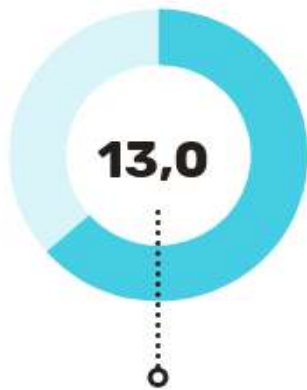


Construction of civil facilities

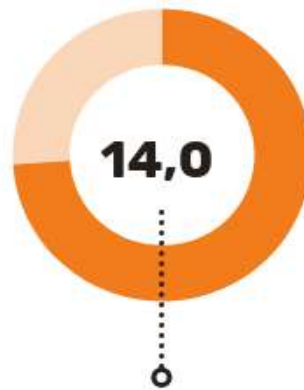


Construction of buildings and structures

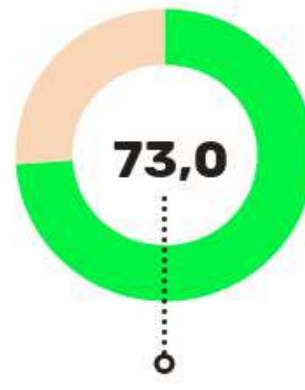
January-April
2020



Specialized construction work



Construction of civil facilities



Construction of buildings and structures

For information: the bulk of the construction work by type of economic activity was the construction of residential and non-residential buildings, as well as the construction of buildings not intended for living.





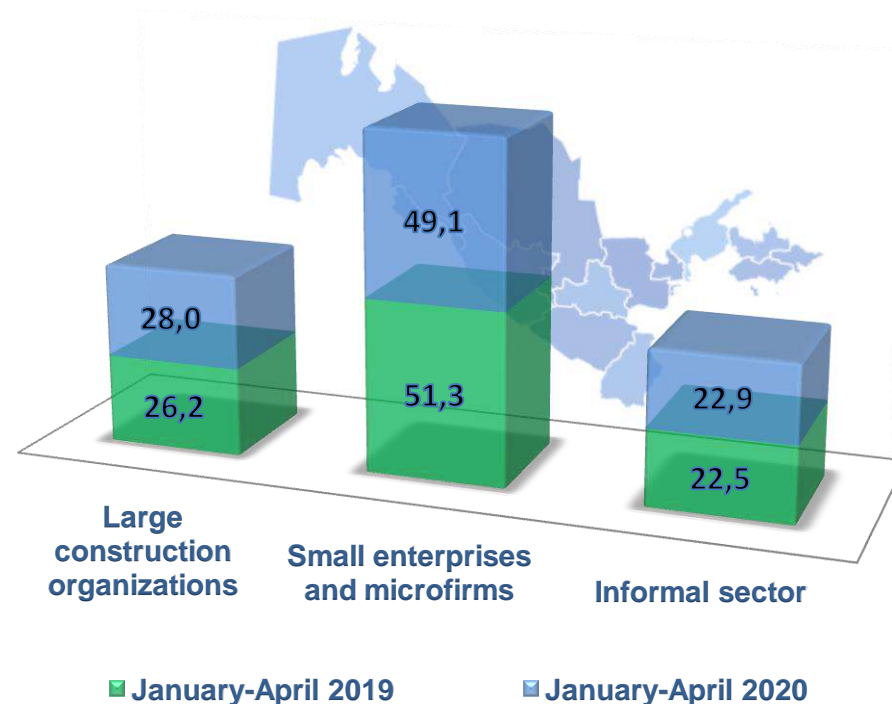
Construction of buildings and structures

Share in %

The share in the total volume of construction work performed by large construction organizations in the overall structure of buildings and structures amounted to **28.0%** and, compared with January - April 2019, increased by **1.8%** points.

The share of small enterprises and microfirms in this type of activity, compared with January - April 2019, decreased by **2.2%** points and amounted to **49.1%**.

The share of the informal sector, compared with January - April 2019, increased by **0.4%** points and amounted to **22.9%**.



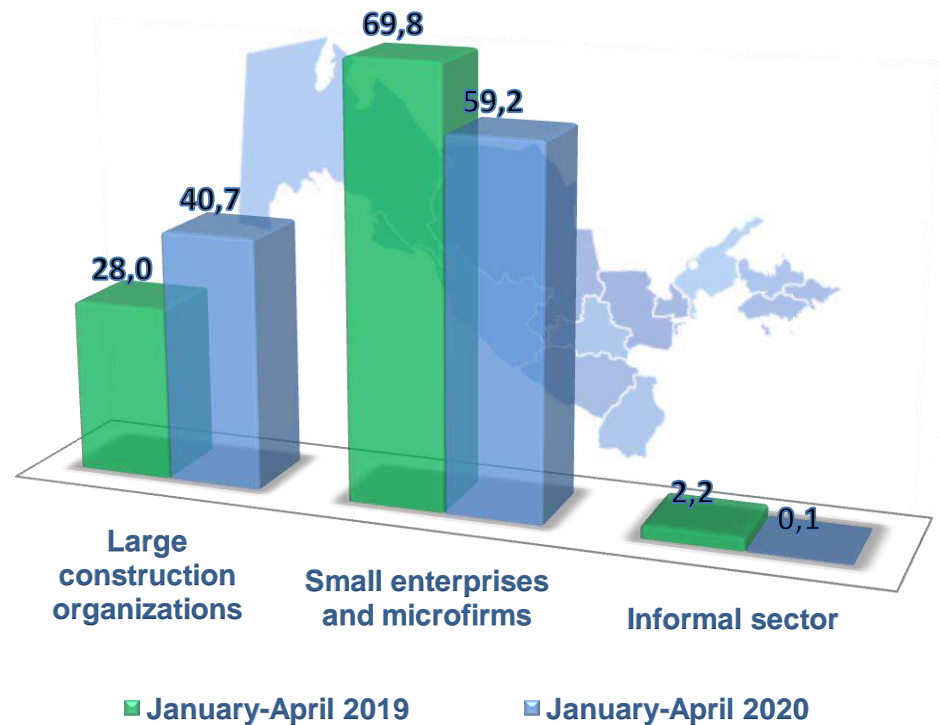


Construction work on the construction
of civilian facilities

Share in %

The proportion of the volume of construction work carried out by large construction organizations for the construction of civilian facilities amounted to **40.7%** and increased by **12.7%** compared with January - April 2019.

Also, the share of small enterprises and micro-firms in the construction of facilities amounted to **59.2%** (a decrease of **10.6%**), and the informal sector - **0.1%** (a decrease of **2.1%**).

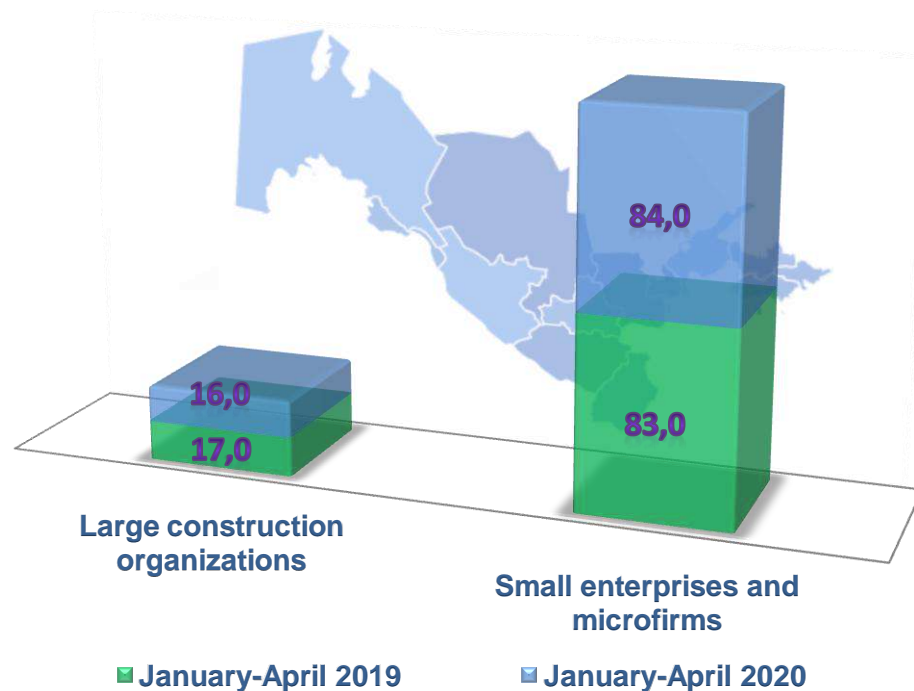




Specialized Construction work

Share in %

In the total volume of specialized construction work, the share of large contractors decreased by **1.0** percentage points and amounted to **16.0%**, as a result of which the share of small enterprises and micro-firms reached **84.0%** (an increase of **1.0** percentage point).





**Construction work by type of economic activity
and region**

January - April 2020 (billion soums)

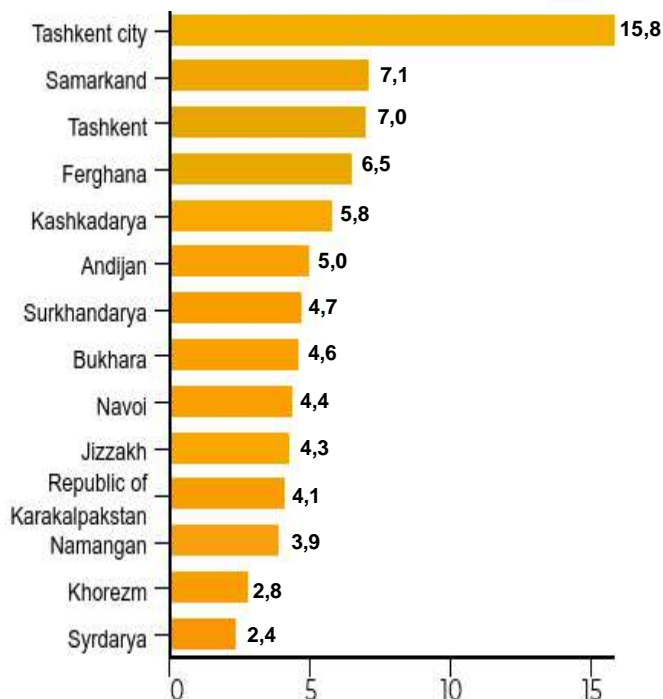
	Construction work	including:		
		construction of buildings and structures	construction of civil facilities	specialized construction work
Republic of Uzbekistan*	23292.3	16 995.0	3250.1	3047.2
Republic of Karakalpakstan	1048.3	695.1	163.9	189.3
<i>regions:</i>				
Andijan	1177.6	852.6	112.8	212.2
Bukhara	1237.8	783.5	228.7	225.6
Jizzakh	908.3	725.6	103.8	78.9
Kashkadarya	1329.1	982.7	190.6	155.8
Navoi	1069.5	746.4	181.4	141.7
Namangan	1092.8	666.8	222.5	203.5
Samarkand	1471.2	1207.9	148.6	114.7
Surkhandarya	1193.1	804.8	324.4	63.9
Syrdarya	557.8	401.8	88.6	67.4
Tashkent	1812.4	1183.7	246.0	382.7
Fergana	1416.2	1110.5	163.7	142.0
Khorezm	685.9	478.7	154.1	53.1
Tashkent city	4614.8	2677.4	921.0	1016.4

**including unallocated volume by territories*



**Construction work by type of economic activity
and region, share in%**

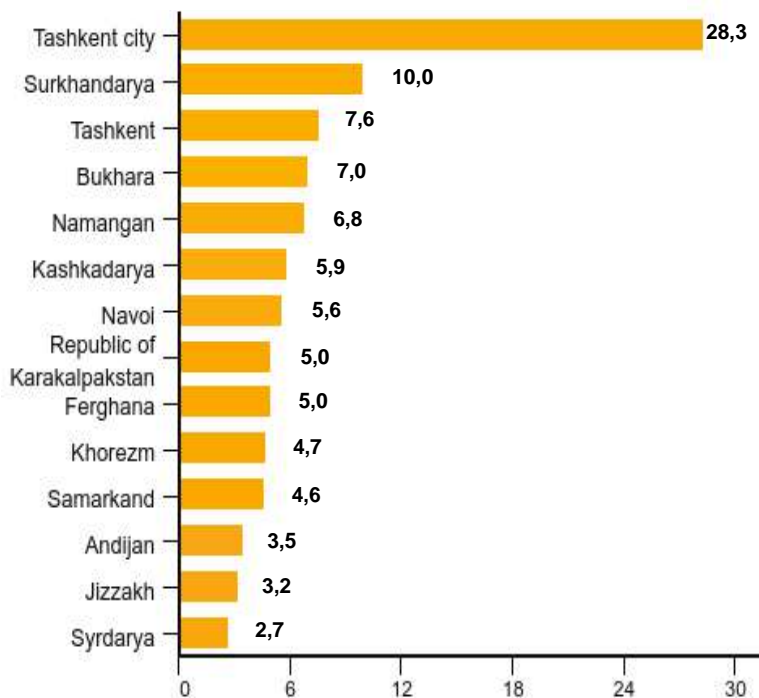
**Construction of buildings
and structures**



The highest share in the total volume of works on construction of buildings and structures in January-April of the current year was noted in the Tashkent city (15.8% of the total volume of construction of buildings and structures in this region, or 2677.4 billion soums), Samarkand region (7.1% of the total volume of construction of buildings and structures in this region, or 1 207.9 billion soums), Tashkent region (7.0% of the total volume of construction of buildings and structures in this region, or 1183.7 billion soums)

The highest share in the total volume of construction of civil facilities in January-April of this year was noted in Tashkent city (28.3% of the total construction of buildings and structures in this region, or 921.0 billion soums), Surkhandarya region (10.0% of the total volume of construction of buildings and structures in this region, or 324.4 billion soums), Tashkent region (7.6% of the total volume of construction of buildings and structures in this region, or 246.0 billion soums) .

**Construction of buildings and
structures**





Construction work by territory
January - April 2020

	Construction works, billion soums	Growth rate, %	Including new construction, reconstruction, expansion and technical re-equipment
Republic of Uzbekistan*	23292.3	90.1	17213.2
Republic of Karakalpakstan	1048.3	85.8	683.7
<i>regions:</i>			
Andijan	1177.6	90.1	801.8
Bukhara	1237.8	90.1	631.8
Jizzakh	908.3	90.4	740.3
Kashkadarya	1329.1	86.8	823.8
Navoi	1069.5	99.5	815.2
Namangan	1092.8	100.9	831.7
Samarkand	1471.2	91.9	1222.1
Surkhandarya	1193.1	87.9	1021.1
Syrdarya	557.8	80.2	381.3
Tashkent	1812.4	92.2	1179.1
Fergana	1416.2	92.4	836.6
Khorezm	685.9	80.5	482.0
Tashkent city	4614.8	85.4	3085.1

* including unallocated volume by territory



Construction work by territory
January - April 2020

The largest volumes in
billions of soums

Tashkent city - 4 614.8

Tashkent - 1 812.4

Samarkand- 1471.2

Fergana- 1 416.2

Kashkadarya- 1 329.1

Bukhara- 1 237.8

Surkhandarya- 1193.1

The smallest volumes in
billions of soums

Andijan- 1 177.6

Namangan- 1 092.8

Navoi- 1 069.5

Rep. Karakalpakstan - 1 048.3

Jizzakh- 908.3

Khorezm- 685.9

Syrdarya- 557.8

In January-April 2020, the largest volumes, in comparison with other regions, were recorded in Tashkent city (4,614.8 billion soums), as well as in Tashkent (1812.4 billion soums), Samarkand (1471.2 billion sum), Fergana (1416.2 billion soums), Kashkadarya (1329.1 billion soums), Bukhara (1237 billion soums) and Andijan (1177.6 billion soums) regions.



For information: today there are more than 37 thousand construction companies and monitoring surveys conducted during the coronavirus pandemic have revealed a temporary cessation of construction work. It is noted that the current situation as a whole negatively affected construction in the country.

As a result, the share of small enterprises and microfirms amounted to 54.3% of the total volume of construction work and compared to the same period last year, their volume of work decreased by 15.6%.

As a result of the pandemic, such state programs as “Kishlok Rim”, “Mahalla Rim”, as well as the construction of social facilities included in the investment program for 2020, were suspended due to financial difficulties, which, in turn, compared with the corresponding last year, negatively affected the decline in construction volume.

**State Committee of the
Republic of Uzbekistan on Statistics**

**Department of Investment and Construction
Statistics**

Contacts: (71) 230-80-56