



## Construction works of the Republic of Uzbekistan in January - March 2020

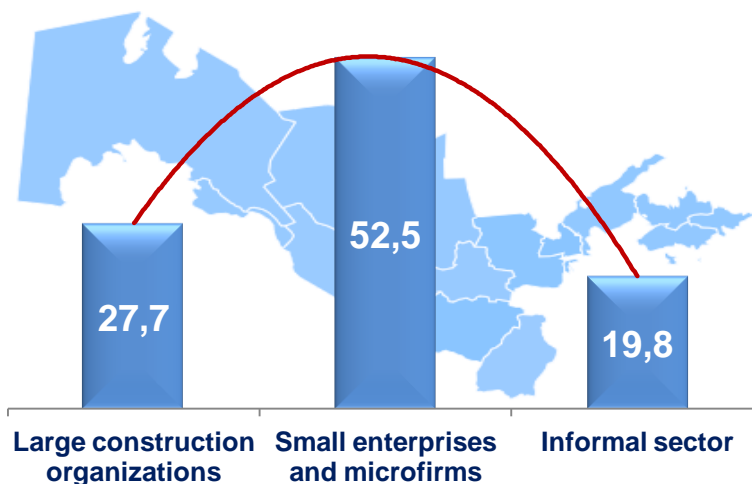
 **15 462.4 Billion soums**  
106,5%

 **37 516** Number of  
enterprises  
118,9%

In January - March of the current year, the volume of construction work in the Republic of Uzbekistan amounted to **15,462.4** billion soums, and the growth rate in comparison with the corresponding period of 2019 reached **106.5%**.

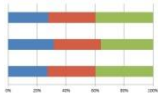


### The structure of the volume of construction work, share in% for January - March 2020



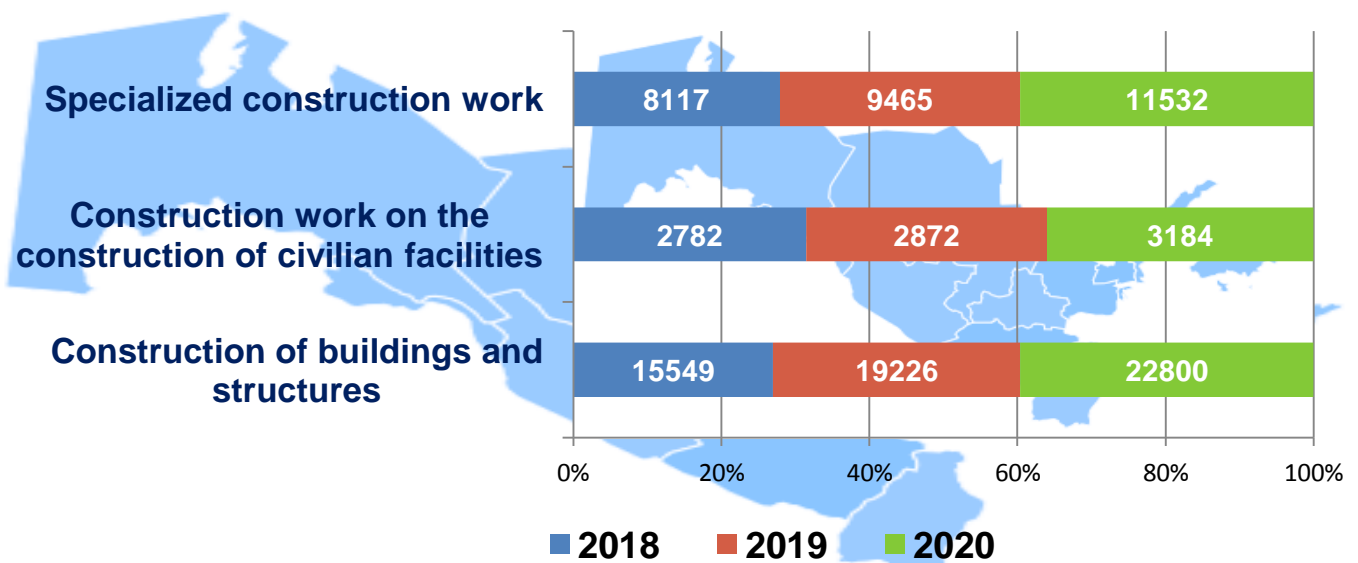
It is known that the volume of construction work, as a rule, is formed by their composition, carried out by large construction organizations, small enterprises and microfirms, as well as the informal sector.

**For reference:** construction activity is the result of construction work carried out on its own, the volume of new construction, overhaul and maintenance, as well as other contract work.



Information on operating enterprises and organizations  
in the construction sector, units

As of April 1, 2020, the number of enterprises and organizations in the construction sector amounted to **37.5** thousand units and, compared with the same period last year, it increased by **118.9%**.



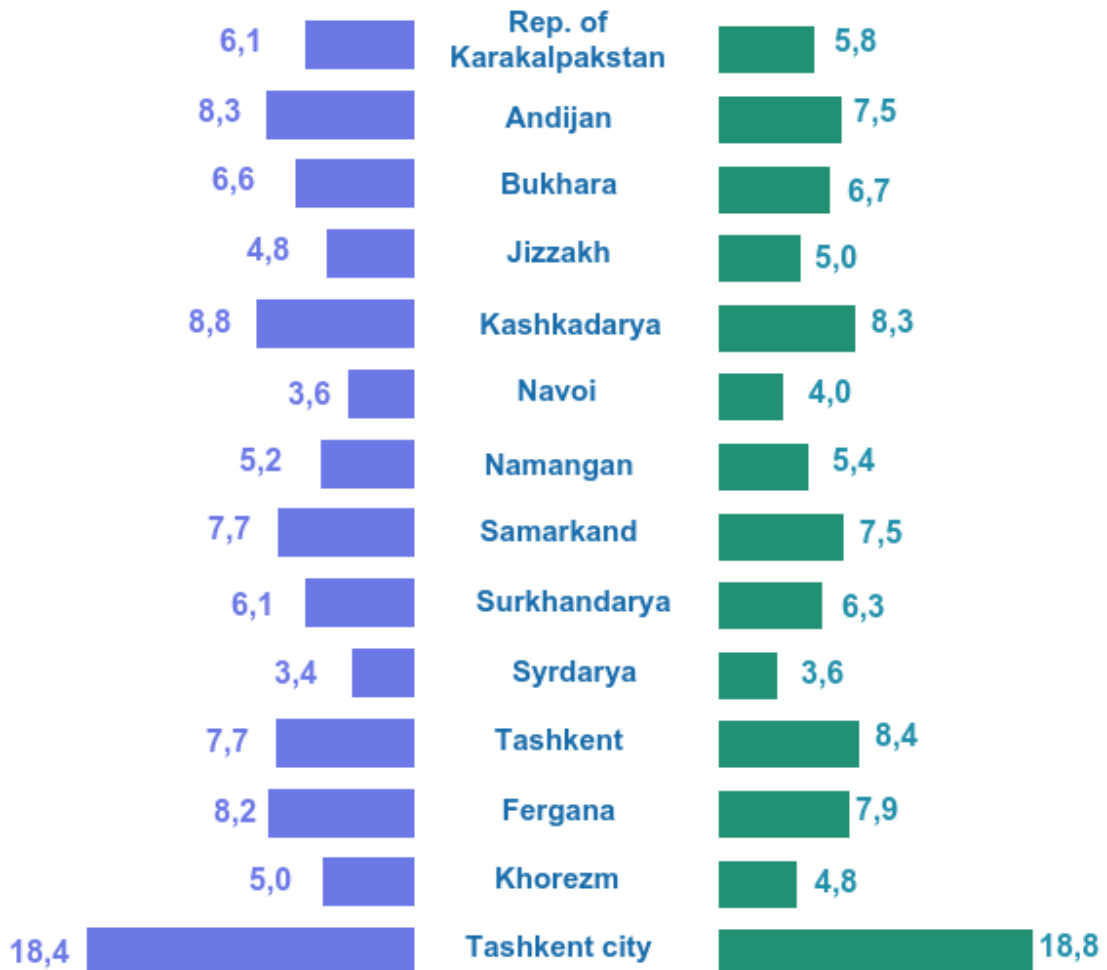
The main factor in the growth in the number of construction enterprises and organizations was an increase in specialized works by **118.6%** (the share of their total number is **60.8%**), in the construction of civilian facilities the number of enterprises and organizations increased by **110.9%** (a share of their the total amount is 8.5%), in the field of construction of buildings and structures - by **121.8%** (the share of their total number has reached **30.7%**).

**The number of operating construction enterprises  
in the Republic of Uzbekistan, units**

	As of:		To the previous year, %
	01.04.2019	01.04.2020	
Republic of Uzbekistan	<b>31 563</b>	<b>37 516</b>	<b>118,9</b>
Republic of Karakalpakstan	1918	2183	113,8
<i>regions:</i>			
Andijan	2609	2809	107,7
Bukhara	2083	2519	120,9
Jizzakh	1530	1889	123,5
Kashkadarya	2775	3098	111,6
Navoi	1151	1483	128,8
Namangan	1649	2028	123,0
Samarkand	2418	2818	116,5
Surkhandarya	1922	2357	122,6
Syrdarya	1066	1346	126,3
Tashkent	2444	3161	129,3
Ferghana	2598	2961	114,0
Khorezm	1587	1805	113,7
Tashkent city	5813	7059	121,4



The share of operating construction enterprises in the Republic of Uzbekistan as of 01.04.2020, the share in%



January-March  
2019



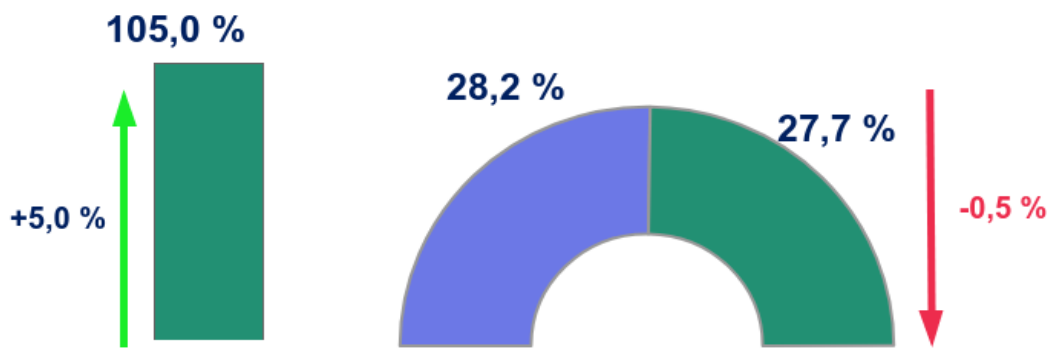
January-March  
2020

**For reference:** the highest proportion of the number of construction enterprises in the republic was observed in Tashkent city - 18.8%, Tashkent - 8.4% and Kashkadarya - 8.3% of the regions.

The volume of construction work carried out by large construction organizations in January - March this year amounted to **4,290.0** billion soums. Compared to 2019, in the period under review, construction work increased by **5.0%**, and their share in the total volume decreased by **0.5%** and amounted to **27.7%**.

 **The volume of construction work performed by large construction organizations**

share in %



 growth rate

 January-March 2019

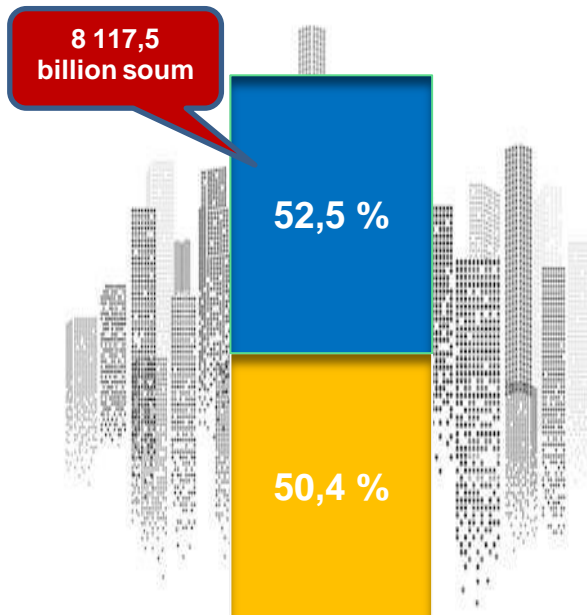
 January-March 2020

**For reference:** the highest share in the volume of construction work performed by large construction organizations was noted in the Navoi region (27.3% of the total volume of construction work in this region, or 115.8% of the corresponding period in 2019), Tashkent city (24.9 % of the total volume of construction work in this region, or 109.7% compared to the same period in 2019) and Namangan region (19.4% of the total volume of construction work in the region, or 7.7 times compared to January - March 2019 of the year).



The share of small enterprises and microfirms in the total volume of construction work

share in %



Small enterprises and microfirm

- January-March 2019
- January-March 2020

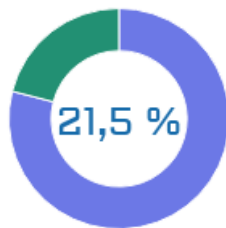
The volume of construction work performed by small enterprises and microfirms, compared with other organizations, significantly increased in January-March 2020, their share amounted to **52.5%** of the total, which is **2.1%** more when compared with the same period last year . Thus, the volume of construction work they completed amounted to **8 117.5** billion soums and, compared to January - March 2019, the growth rate reached **110.8%**.

*The share of construction work in the informal sector decreased by 1.7 percentage points, and, compared with the same period last year, it amounted to 19.8%, or 3 054.9 billion soums, the growth rate, compared to January - March 2019, reached 98.4%.*

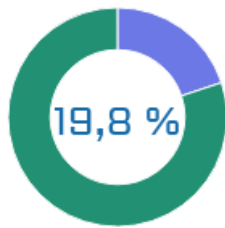


Informal sector share in the total  
construction work

share in %, billion soums



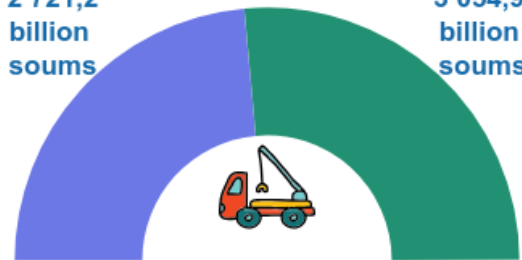
January-March  
2019



January-March  
2020

-1,7

2 721,2  
billion  
soums

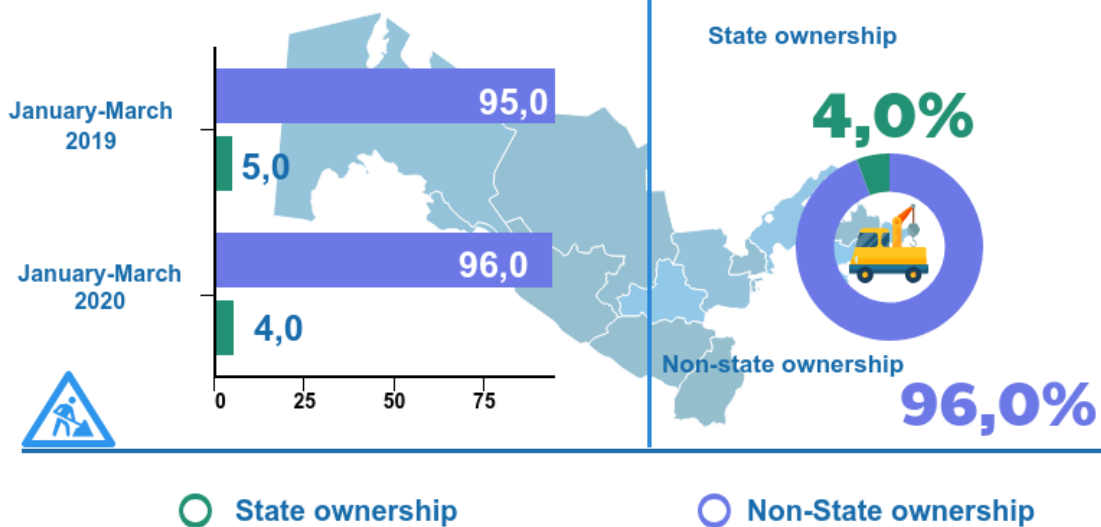


● January-March 2019 ● January-March 2020

Construction work in the republic as a whole, carried out by state organizations, amounted to **614.5** billion soums, the growth rate compared to January - March 2019 reached **84.7%**. The volume of construction work carried out by non-governmental organizations amounted to **14 847.9** billion soums, the growth rate reached **107.7%**, and their share was **4.0%** and **96.0%**, respectively.



Construction work carried out by organizations  
of state and non-state forms of ownership





Construction work performed by territory  
and ownership

January-March 2020

	Construction works, billion soums	State property		Non-state property *	
		billion soums	share in %	billion soums	share in %
Republic of Uzbekistan*	15 462,4	614,5	4,0	649,9	96,0
Republic of Karakalpakstan	664,8	14,9	2,2	649,9	97,8
<i>regions:</i>					
Andijan	791,7	45,4	5,7	746,3	94,3
Bukhara	918,6	47,7	5,2	870,9	94,8
Jizzakh	481,9	19,6	4,1	462,3	95,9
Kashkadarya	1058,6	48,9	4,6	1009,7	95,4
Navoi	701,7	174,6	24,9	527,1	75,1
Namangan	690,0	29,1	4,2	660,9	95,8
Samarkand	838,9	9,6	1,1	829,3	98,9
Surkhandarya	841,2	16,1	1,9	825,1	98,1
Syrdarya	293,4	15,9	5,4	277,5	94,6
Tashkent	951,6	23,4	2,5	928,2	97,5
Ferghana	990,1	42,1	4,3	948	95,7
Khorezm	532,7	32,5	6,1	500,2	93,9
Tashkent city	3325,3	94,7	2,9	3230,7	97,1

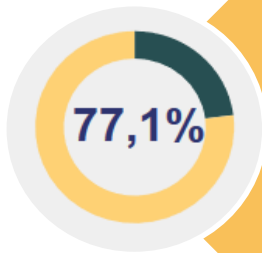
\* including unallocated volume by territory



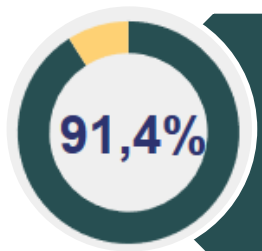


The share of new construction, reconstruction,  
expansion and modernization in the total volume  
of construction work

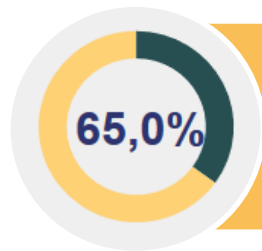
January-March 2020



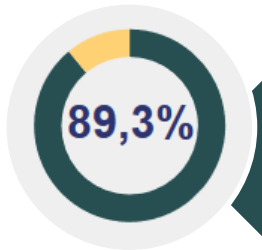
A significant part of the work was carried out in January - March 2020 on the construction of new buildings and structures. So, **77.1%** of the total volume of construction work, or **11 925.7** billion soums, were aimed at creating new production capacities in the sphere of economy, housing and communal services and other social facilities.



Large construction organizations completed construction work on new construction in the amount of **3 920.9** billion soums, or **91.4%** of their total volume.



Small enterprises and micro-firms carried out construction work on new construction in the amount of **5,278.0** billion soums, or **65.0%** of their total volume.



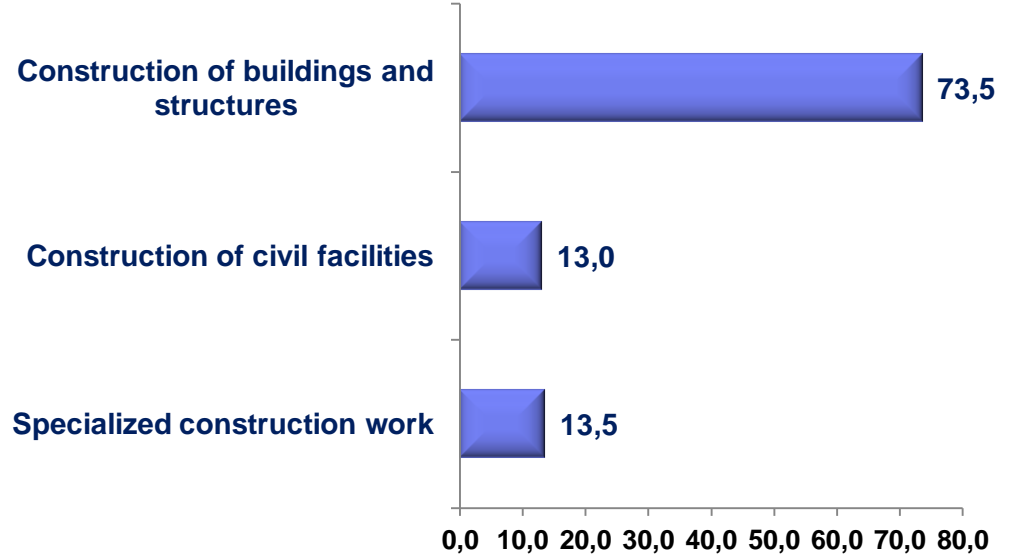
In the informal sector, construction work on new construction was performed for **2,726.8** billion soums, or **89.3%** of their total volume.



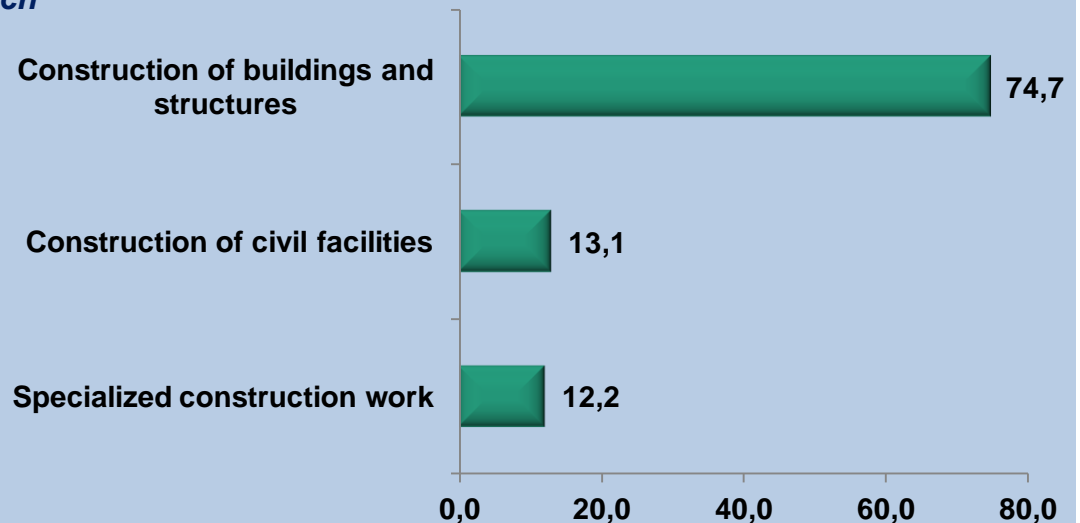
Construction work by type of economic activity  
in the whole republic

Share in %

January-March  
2019



January-March  
2020



**For reference:** the bulk of the construction work by type of economic activity was the construction of residential and non-residential buildings, as well as the construction of buildings not intended for living.



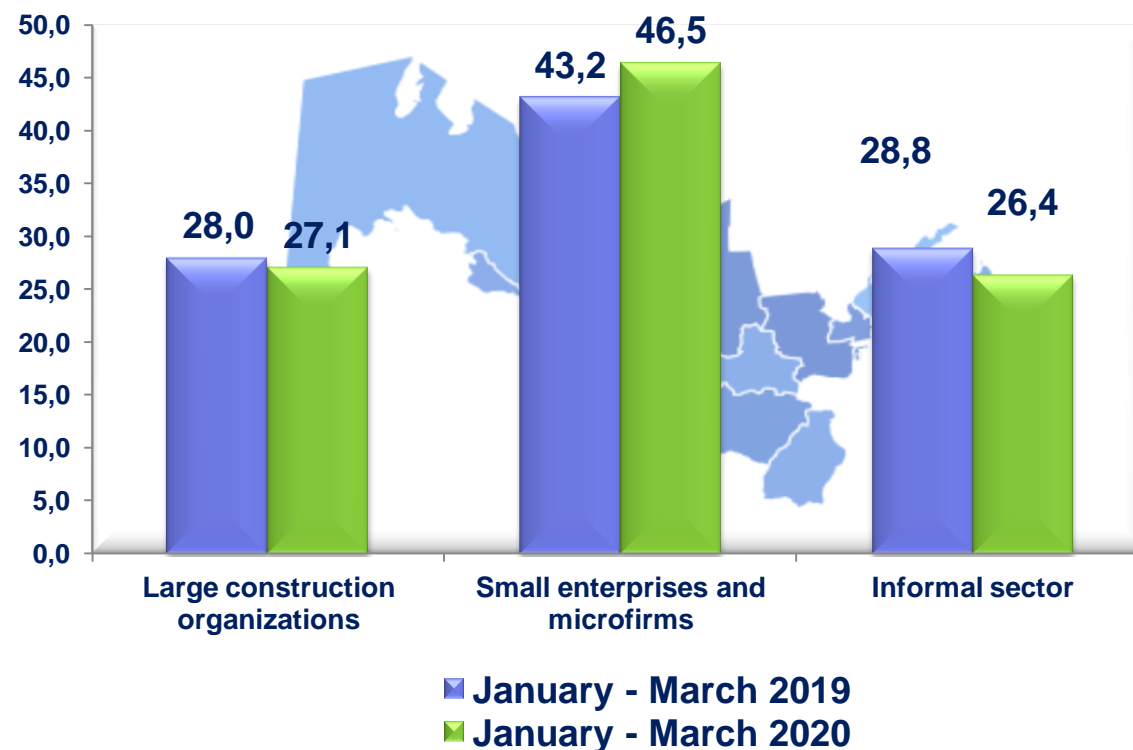
## Construction of buildings and structures

Share in %

The share in the total volume of construction work performed by large construction organizations in the total structure of buildings and structures amounted to **27.1%** and, compared with January - March 2019, decreased by **0.9%** points.

The share of small enterprises and microfirms in this type of activity, compared with January - March 2019, increased by **3.3%** points and amounted to **46.5%**.

The share of the informal sector, compared with January - March 2019, decreased by **2.4%** points and amounted to **26.4%**.



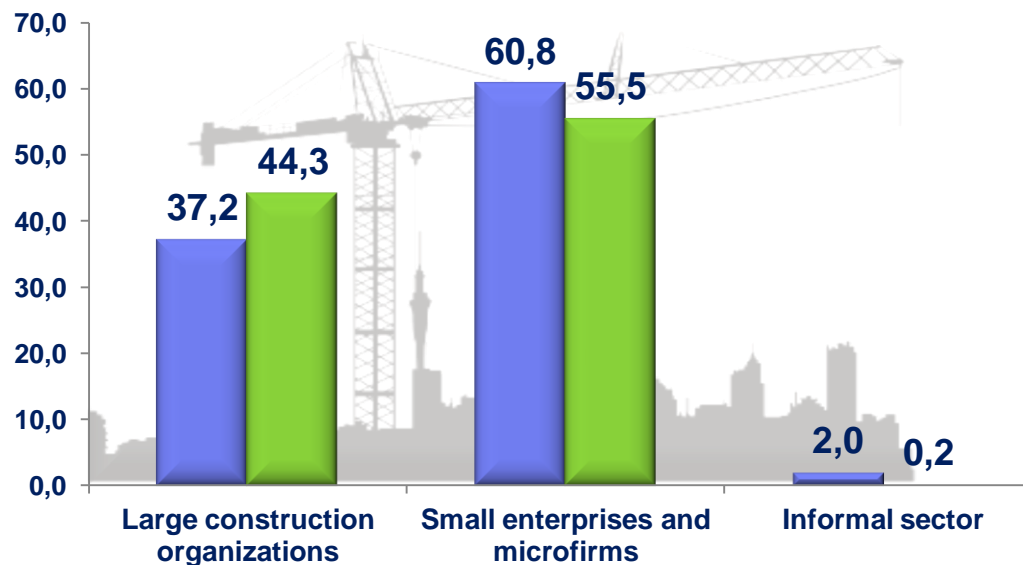


## Construction work on the construction of civilian facilities

share in %

The proportion of the volume of construction work carried out by large construction organizations for the construction of civilian facilities amounted to **44.3%** and increased by **7.1%** compared with January - March 2019.

Also, the share of small enterprises and micro-firms in the construction of facilities amounted to **55.5%** (a decrease of **5.3%**), and the informal sector - **0.2%** (a decrease of **1.8%**).



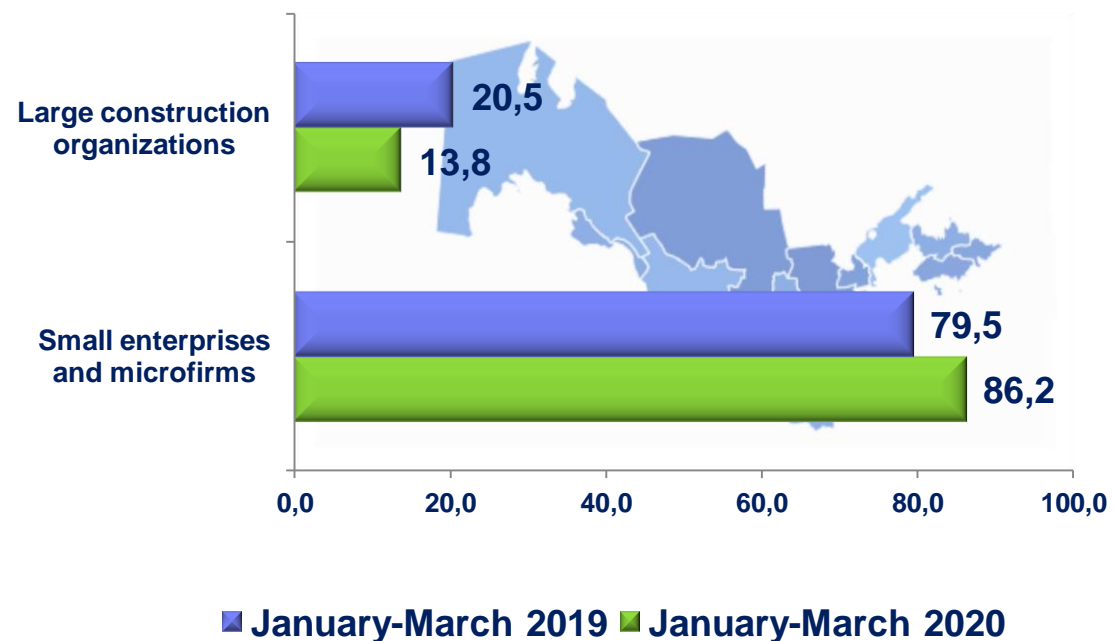
■ January-March 2019 ■ January-March 2020



## Specialized construction work

share in %

In the total volume of specialized construction work, the share of large contractors decreased by **6.7** percentage points, and amounted to **13.8%**, as a result of which the share of small enterprises and micro-firms reached **86.2%** (an increase of **6.7** percentage points).





Construction work by type of economic activity  
and by region

January-March 2020

Billion soums

	Construction works	including:		
		construction of buildings and structures	construction of civil facilities	specialized construction work
Republic of Uzbekistan*	15 462,4	11 555,4	2 019,7	1 887,3
Republic of Karakalpakstan	664,8	461,8	79,7	123,3
<i>regions:</i>				
Andijan	791,7	567,7	74,3	149,7
Bukhara	918,6	611,4	149,6	157,6
Jizzakh	481,9	381,0	59,8	41,1
Kashkadarya	1058,6	837,0	117,8	103,8
Navoi	701,7	536,3	74,0	91,4
Namangan	690,0	426,2	155,5	108,3
Samarkand	838,9	704,4	71,2	63,3
Surkhandarya	841,2	574,7	222,8	43,7
Syrdarya	293,4	212,5	47,2	33,7
Tashkent	951,6	682,6	121,2	147,8
Ferghana	990,1	772,2	109,0	108,9
Khorezm	532,7	434,8	70,1	27,8
Tashkent city	3325,3	1970,9	667,5	686,9

\* including unallocated volume by territory




### Construction work by territory

January-March 2020

	Construction work, billion soums	Growth rate, %	Including new construction, reconstruction, expansion and technical re- equipment
Republic of Uzbekistan*	15 462,4	106,5	11 925,7
Republic of Karakalpakstan	664,8	100,4	478,0
<i>regions:</i>			
Andijan	791,7	106,1	523,2
Bukhara	918,6	111,4	573,5
Jizzakh	481,9	106,4	386,3
Kashkadarya	1058,6	104,7	811,1
Navoi	701,7	108,0	544,2
Namangan	690,0	133,9	549,4
Samarkand	838,9	108,2	692,2
Surkhandarya	841,2	110,7	720,4
Syrdarya	293,4	101,1	205,6
Tashkent	951,6	102,0	693,9
Ferghana	990,1	107,3	665,5
Khorezm	532,7	107,0	440,4
Tashkent city	3325,3	103,6	2260,1

\* including unallocated volume by territory

	<p><b>The construction work with the highest growth rates was noted in five regions of the republic</b></p>	
<ul style="list-style-type: none"> <li>- Construction of high voltage power lines in the region;</li> <li>- Repair work on the highway Gulistan-Buka-Angren-Kokand-Andijan;</li> <li>- Construction of a new power line from Turakurgan TPP to Andijan region with a length of 110 km.</li> </ul>	<p style="text-align: center;"><b><u>Namangan region</u></b></p>	
<p style="text-align: center;"><b><u>Bukhara region</u></b></p>	<ul style="list-style-type: none"> <li>- In 2020, construction work on the Propane-Butane Mixture Production Unit STP Uchkir and construction work on the Nazarkuduk gas pipeline;</li> <li>- Construction of a pumping station Uchkar;</li> <li>- Installation work at the wells of Zhayran and South Kemachi fields.</li> </ul>	
<ul style="list-style-type: none"> <li>- Construction of water intakes in the Karakul region, the construction of the Karmana reservoir in the Pap district;</li> <li>- Regular repair and reconstruction of inter-farm collectors "K-2", "K-3", "K-7", "K-11" in the Sherabad district.</li> </ul>	<p style="text-align: center;"><b><u>Surkhandarya region</u></b></p>	
<p style="text-align: center;"><b><u>Samarkand region</u></b></p>	<ul style="list-style-type: none"> <li>- Construction of the road of Samarkand International Airport and the M37 road;</li> <li>- Repair of internal roads in the Samarkand region of Ohalik RGC;</li> <li>- Construction of "Samarqand city".</li> </ul>	
<ul style="list-style-type: none"> <li>- Repair work of 12.5 km of the inter-farm collector in Khatyrchi district;</li> <li>- Construction of 8.2 km of a new concrete channel in the Narpai massif of the Karmana district;</li> <li>- Installation of drip irrigation in the Kyzyltepa district on 20 hectares of area.</li> </ul>	<p style="text-align: center;"><b><u>Navoi region</u></b></p>	





**State Committee  
of the Republic of Uzbekistan on Statistics**

**Department of Investment and Construction  
Statistics**

**Telephone: (71) 230-80-56**