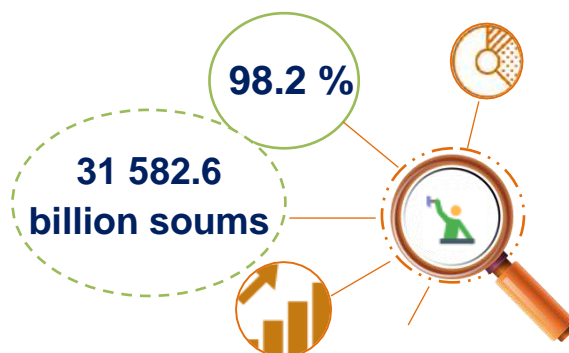
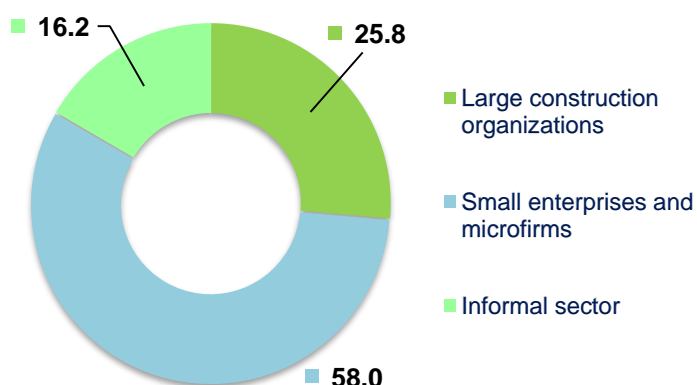


Construction works in the Republic of Uzbekistan January - May 2020

In January-May of the current year, the volume of construction works in the Republic of Uzbekistan amounted to 31 582.6 billion soums, and the growth rate in relation to the corresponding period of 2019 reached 98.2%.

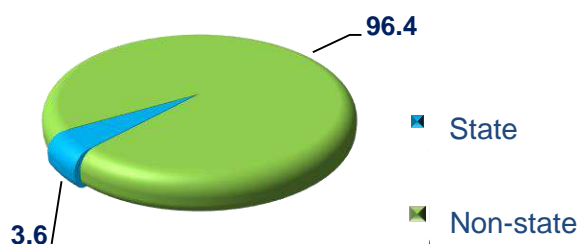


Structure of the volume of construction work, % January - May 2020



It is known that the volume of construction work is formed by their composition, carried out by large construction organizations, small enterprises and microfirms, as well as the informal sector.

Construction work is carried out by organizations of state and non-state forms of ownership.

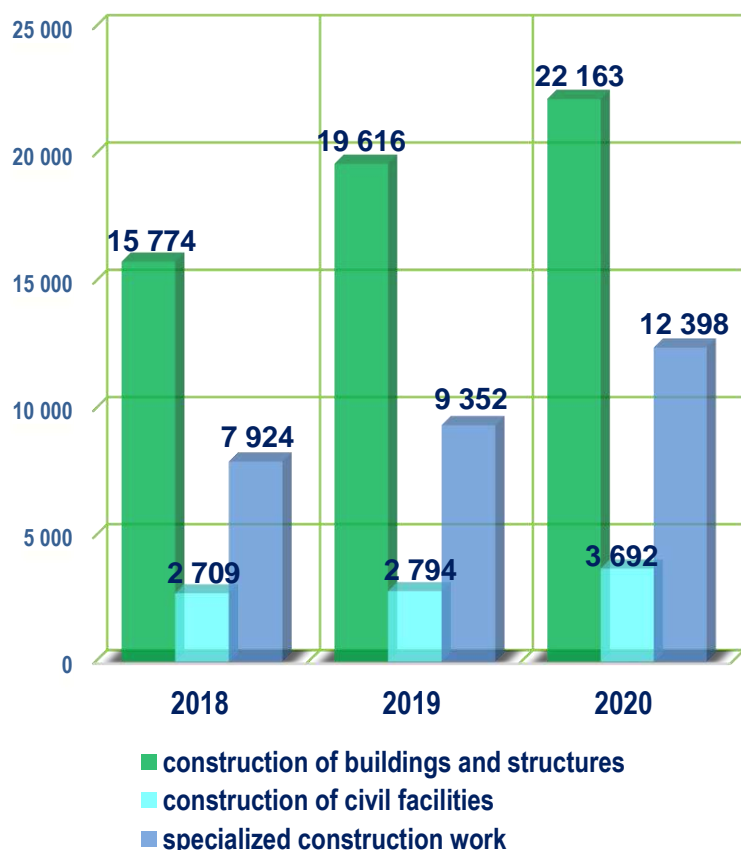


For reference: construction activity is the result of construction work performed on its own, the volume of new construction, capital and current repairs, as well as other contract work.



Information on operating enterprises and organizations in
the construction sector

As of June 1, 2020, units



As of June 1, 2020, the number of enterprises and organizations in the construction sector reached 38.3 thousand units and, compared with the same period last year, it increased by 6.5 thousand units.

The main factor in the growth in the number of construction enterprises and organizations was an increase in specialized work by 113.0% (the share of their total number is 57.9%), in the construction of civilian facilities the number of enterprises and organizations increased by 132.1% (a share of their the total number is 9.7%), in the field of construction of buildings and structures - by 132.6% (the share of their total number reached 32.4%).

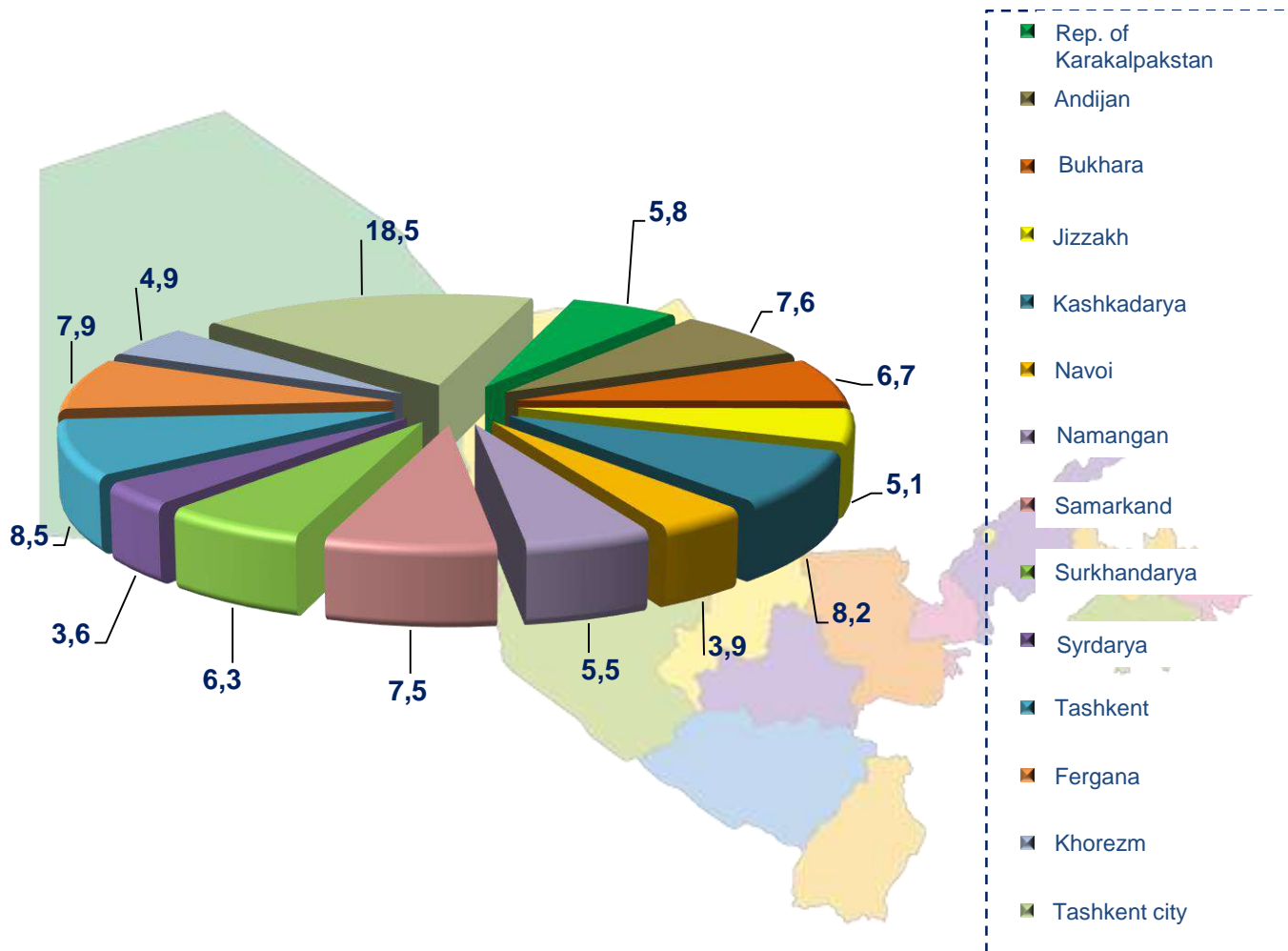


Number of operating construction enterprises in the
Republic of Uzbekistan, units

	As of:		Compared to the previous year, %
	01.06.2019	01.06.2020	
Republic of Uzbekistan	31 762	38 253	120.4
Republic of Karakalpakstan	1 969	2 220	112.7
<i>regions:</i>			
Andijan	2 646	2 904	109.8
Bukhara	2 128	2 560	120.3
Jizzakh	1 575	1 947	123.6
Kashkadarya	2 795	3 154	112.8
Navoi	1 121	1 509	134.6
Namangan	1 684	2 117	125.7
Samarkand	2 448	2 851	116.5
Surkhandarya	1 946	2 426	124.7
Syrdarya	1 075	1 391	129.4
Tashkent	2 448	3 246	132.6
Fergana	2 585	3 012	116.5
Khorezm	1 557	1 856	119.2
Tashkent city	5 785	7 060	122.0



Share of operating construction enterprises in the Republic of Uzbekistan as of 01.06.2020, %

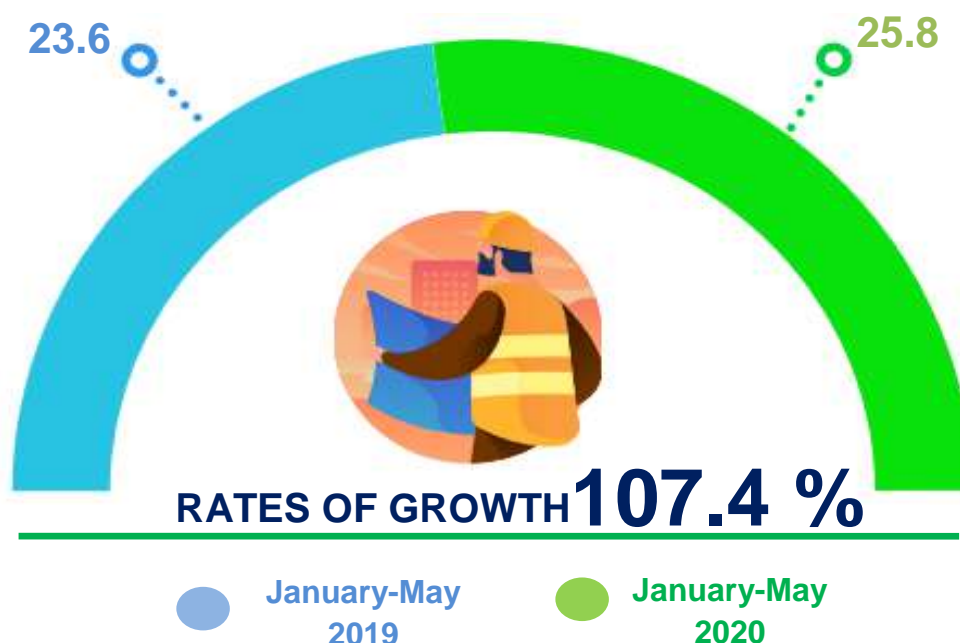


For reference: the highest share in the number of construction enterprises in the republic was observed in Tashkent city - 18.5%, Tashkent - 8.5% and Kashkadarya - 8.2% regions.

The volume of construction work carried out by large construction organizations in January - May of this year amounted to 8 154.0 billion soums. Compared with 2019, in the period under review, the growth rate of construction work amounted to 107.4%, and their share in the total volume increased by 2.2% and amounted to 25.8%.



Volume of construction work performed by large construction organizations, %

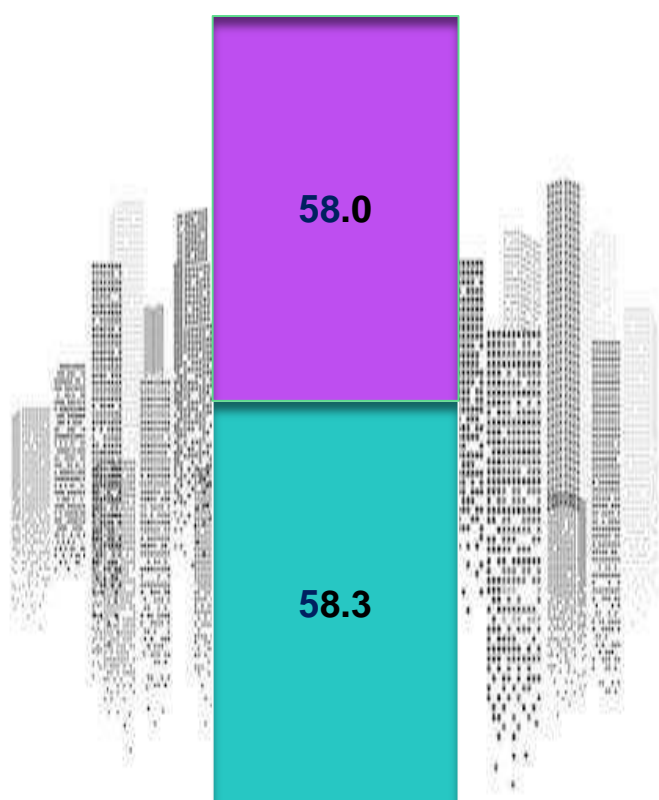


For reference: the highest share in the volume of construction work performed by large construction organizations was noted in Tashkent city (20.6% of the total volume of construction work in this region, or 104.2% of the corresponding period in 2019), Navoi region (3.9 % of the total volume of construction work in this region, or 99.6% of the same period in 2019) and Tashkent region (3.8% of the total volume of construction work in the region, or 116.8% of the same period of 2019).



Structure of the volume of construction work, %
January - May 2020

The volume of construction work performed by small enterprises and microfirms, compared with other organizations, decreased in January-May 2020, their share amounted to 58.0% of the total, which is 0.3% less when compared with the same period last year . Thus, the volume of construction work performed by them amounted to 18 314.4 billion soums and, compared to January - May 2019, the growth rate reached 97.7%.



Small enterprises and microfirms

- January-May 2019
- January-May 2020

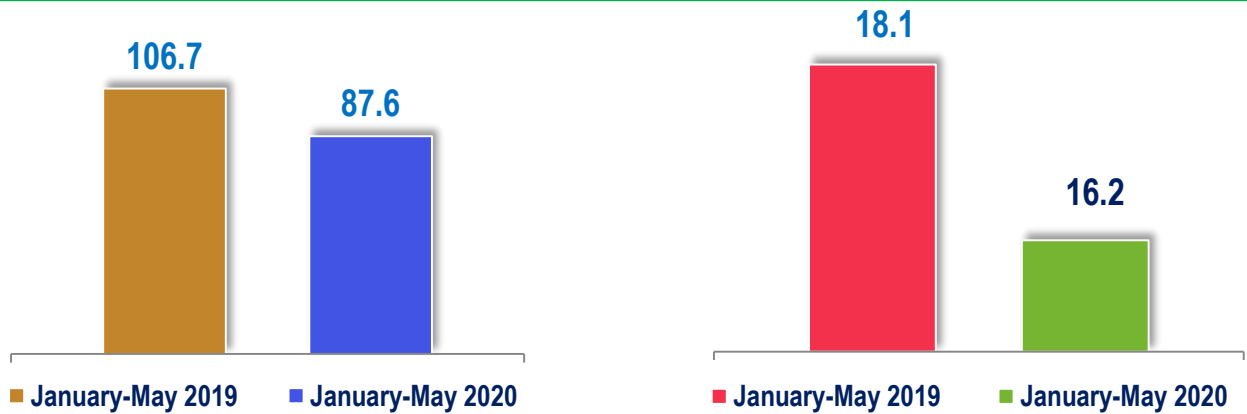
The share of construction work in the informal sector remained unchanged compared to the same period last year and amounted to 16.2%, or 5 114.2 billion soums, the growth rate compared to January - May 2019 reached 87.6%



Informal sector in the total volume of construction work

growth rate, %

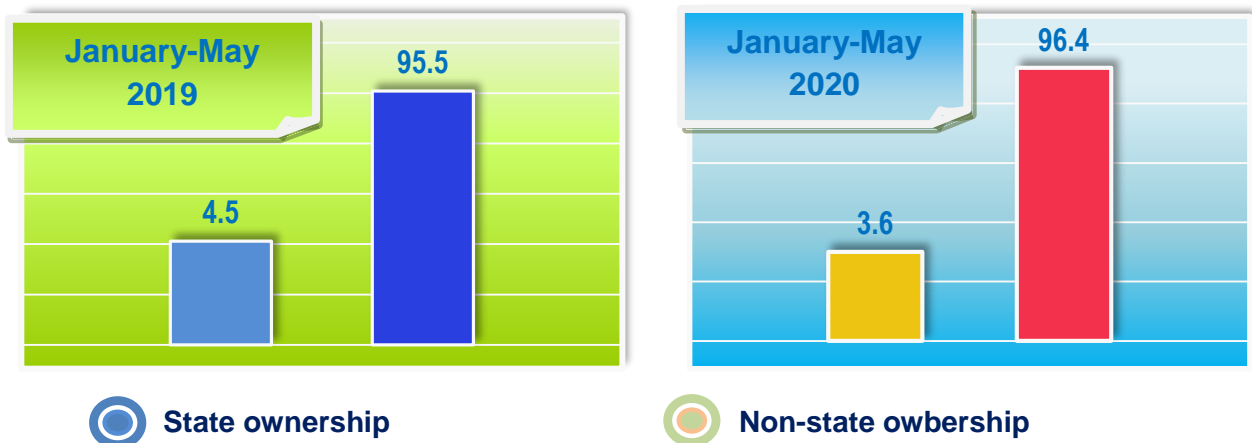
share, %



Construction work in the country as a whole, carried out by state organizations, amounted to 1 141.9 billion soums, the growth rate, compared to January - May 2019, reached 79.4%. The volume of construction work performed by non-state organizations amounted to 30 440.7 billion soums, the growth rate reached 99.1%, and their share was 3.6% and 96.4%, respectively.



Construction work performed by organizations of state and non-state ownership, share %





**Construction works performed in the context of territories
by form of ownership in January-May 2020**

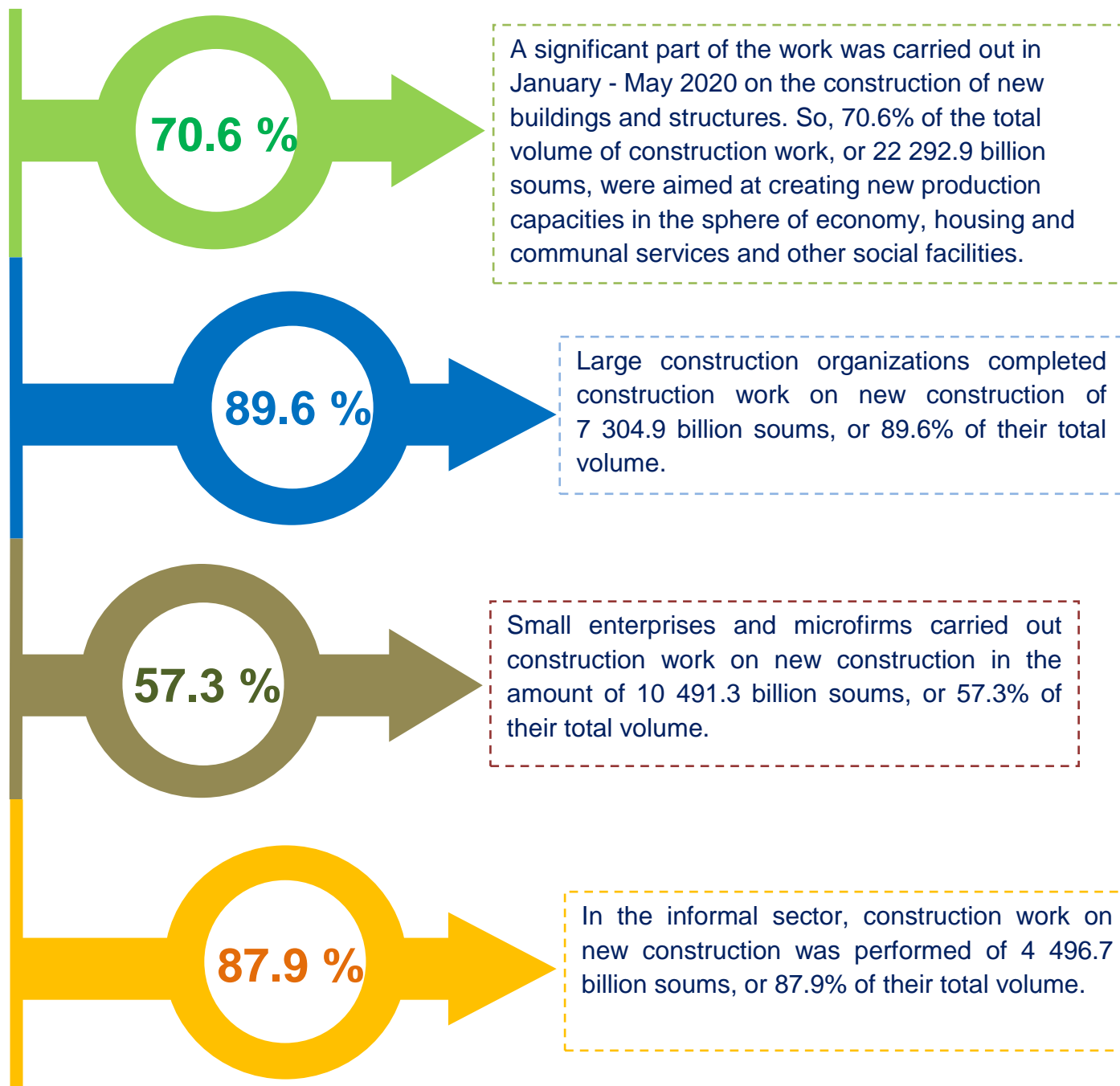
	Construction work, billion soums	State ownership		Non-state ownership *	
		billion soums	share %	billion soums	share %
Republic of Uzbekistan *	31582.6	1141.9	100.0	30440.7	100.0
Republic of Karakalpakstan	1349.7	66.2	5.8	1283.5	4.2
<i>regions:</i>					
Andijan	1585.6	103.4	9.1	1482.1	4.9
Bukhara	1813.6	47.4	4.2	1766.2	5.8
Jizzakh	1219.0	27.5	2.4	1191.5	3.9
Kashkadarya	1844.1	86.7	7.6	1757.4	5.8
Navoi	1392.1	306.1	26.8	1086.0	3.6
Namangan	1423.9	62.1	5.4	1361.8	4.5
Samarkand	2028.1	27.0	2.4	2001.1	6.6
Surkhandarya	1816.4	7.1	0.6	1809.2	5.9
Syrdarya	820.7	48.1	4.2	772.6	2.5
Tashkent	2291.1	44.2	3.9	2246.8	7.4
Fergana	1859.5	66.9	5.9	1792.6	5.9
Khorezm	1009.5	67.0	5.9	942.5	3.1
Tashkent city	6840.4	182.2	16.0	6658.2	21.9


* including unallocated volume by territory



Share of new construction, reconstruction, expansion and technical re-equipment in the total volume of construction work

January-May 2020



		Construction work by regions January - May 2020	
	Construction work, billion soums	Growth rate, %	Including new construction, reconstruction, expansion and technical re- equipment
Republic of Uzbekistan *	31582.6	98.2	22292.9
Republic of Karakalpakstan	1349.7	87.9	829.8
<i>regions:</i>			
Andijan	1585.6	95.4	1068.2
Bukhara	1813.6	94.6	922.9
Jizzakh	1219.0	95.8	975.1
Kashkadarya	1844.1	92.6	1067.4
Navoi	1392.1	98.3	985.9
Namangan	1423.9	101.2	1089.2
Samarkand	2028.1	97.4	1692.7
Surkhandarya	1816.4	103.2	1394.1
Syrdarya	820.7	94.5	555.0
Tashkent	2291.1	96.6	1374.6
Fergana	1859.5	93.6	1068.2
Khorezm	1009.5	94.7	669.0
Tashkent city	6840.4	97.0	4311.8

* including unallocated volume by territory



Construction work by type of economic activity in the whole country, share %

January - May 2019

12.6



Specialized construction work

15.4



Construction of civil facilities

72.0



Construction of buildings and structures

January - May 2020

13.3



Specialized construction work

13.7



Construction of civil facilities

73.0



Construction of buildings and structures

For reference: the main part of the construction work by type of economic activity was the construction of residential and non-residential buildings, as well as the construction of buildings not intended for living.



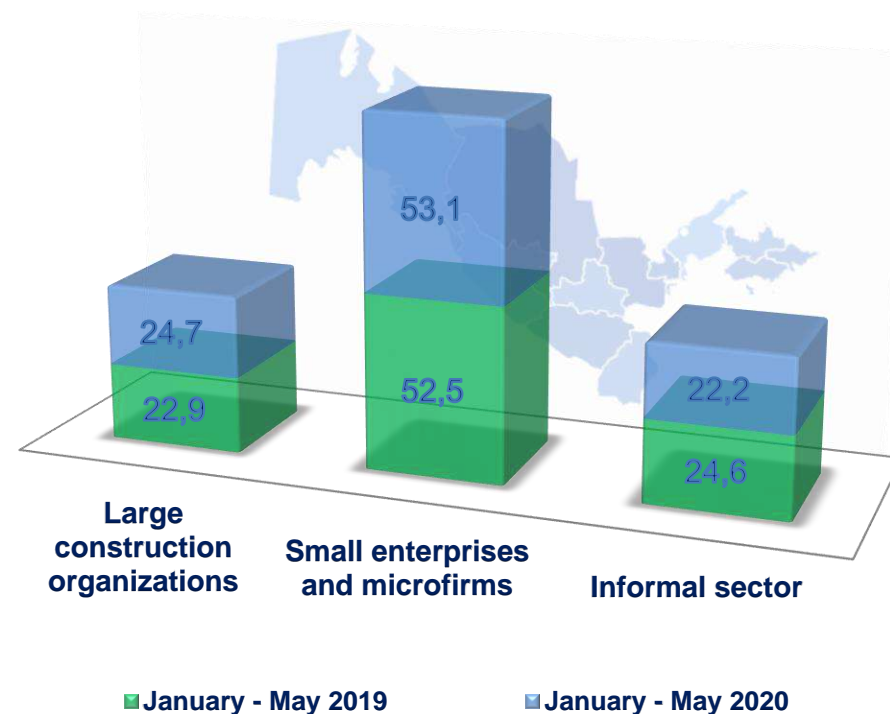
Construction of buildings and structures

share %

The share in the total volume of construction work performed by large construction organizations in the overall structure of buildings and structures amounted to 24.7% and, compared with January - May 2019, increased by 1.8% points.

The share of small enterprises and microfirms in this type of activity, compared with January - May 2019, increased by 0.6% points and amounted to 53.1%.

The share of the informal sector, compared with January - May 2019, decreased by 2.4% points and amounted to 22.2%.



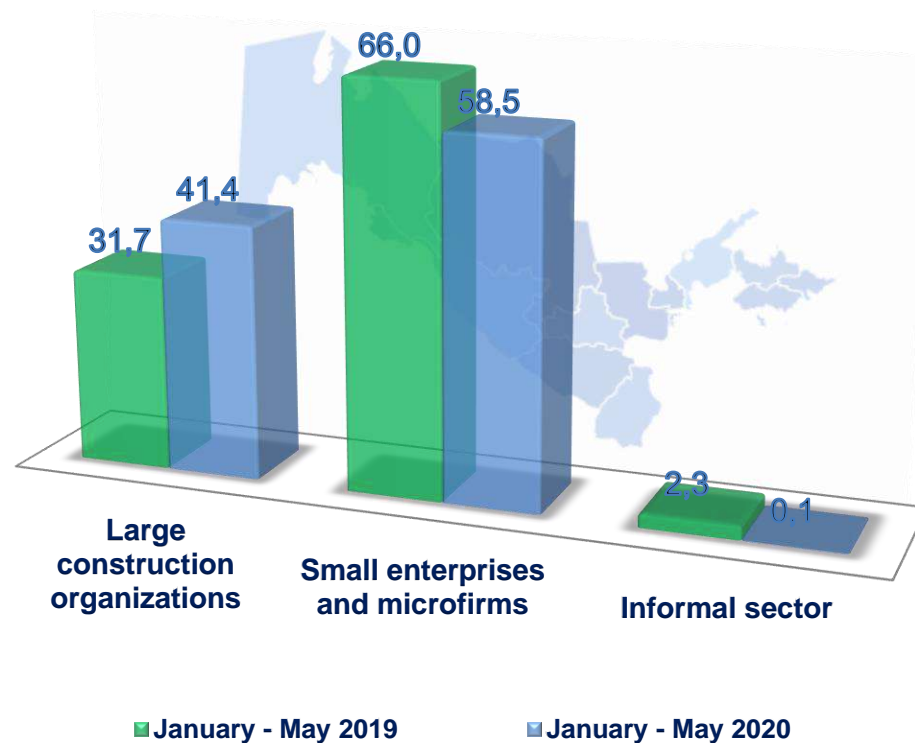


Construction work on the construction of civilian facilities

share %

The share of the volume of construction work carried out by large construction organizations in the construction of civilian facilities amounted to 41.4% and increased by 9.7% compared with January - May 2019.

Also, the share of small enterprises and micro-firms in the construction of facilities amounted to 58.5% (a decrease of 7.5%), and the informal sector - 0.1% (a decrease of 2.2%).





Specialized construction work

share %

In the total volume of specialized construction work, the share of large contractors was reduced by 2.1 percentage points and amounted to 16.0%, as a result of which the share of small enterprises and micro-firms reached 84.0% (an increase of 2.1 percentage points).





**Construction work by type of economic activity in the
context of regions in January - May 2020**

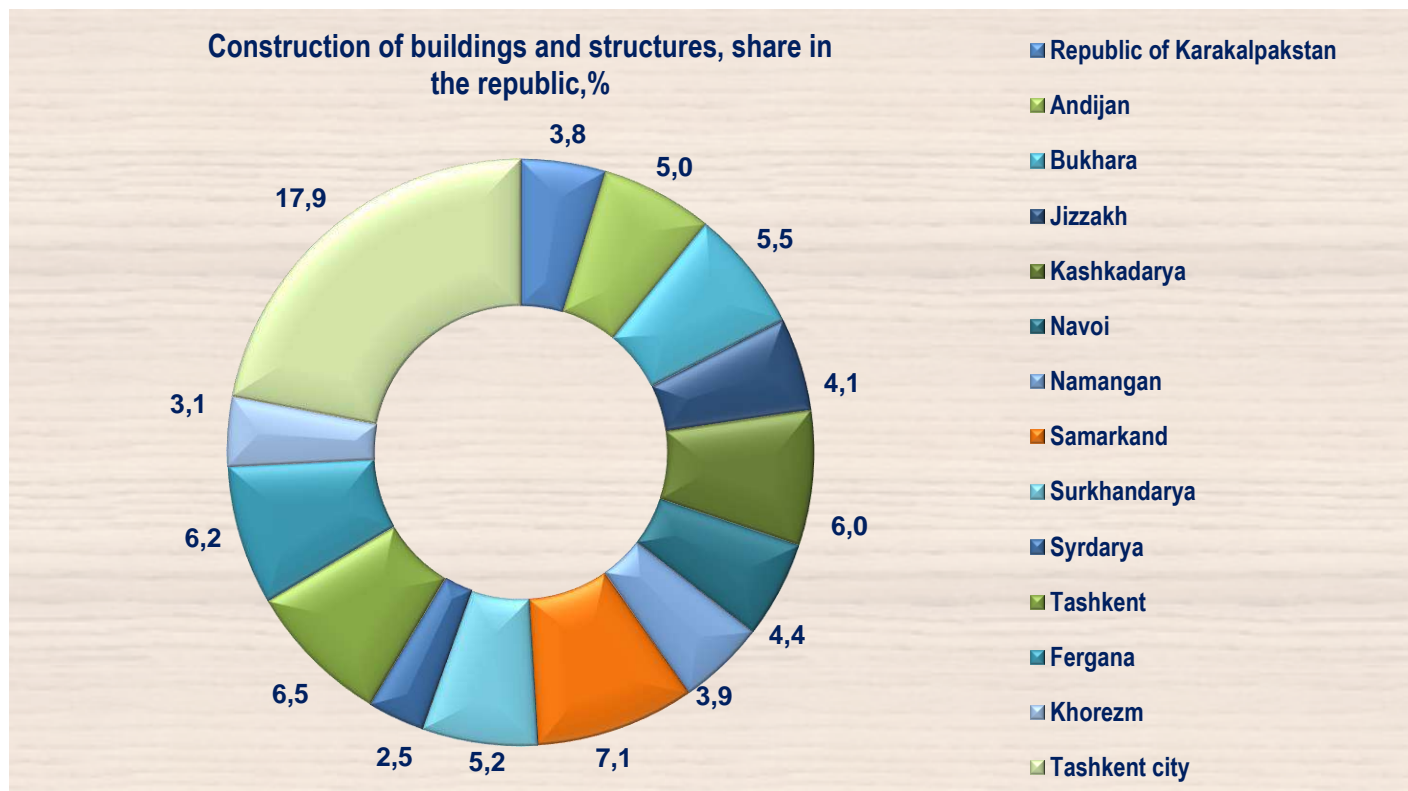
billion soums

	Construc- tion works	including :		
		construction of buildings and structures	construction of civil facilities	specialized construction work
Republic of Uzbekistan *	31582.6	23044.8	4336.8	4201.1
Republic of Karakalpakstan	1349.7	878.7	228.1	242.9
<i>regions:</i>				
Andijan	1585.6	1158.8	151.7	275.1
Bukhara	1813.6	1262.0	259.1	292.4
Jizzakh	1219.0	956.1	148.3	114.6
Kashkadarya	1844.1	1393.6	239.5	211.0
Navoi	1392.1	1002.9	216.0	173.1
Namangan	1423.9	904.8	259.2	259.9
Samarkand	2028.1	1642.3	230.8	154.9
Surkhandarya	1816.4	1198.3	495.5	122.6
Syrdarya	820.7	586.8	137.9	95.9
Tashkent	2291.1	1496.5	314.6	479.9
Fergana	1859.5	1439.9	225.2	194.4
Khorezm	1009.5	719.1	214.6	75.8
Tashkent city	6840.4	4115.8	1216.2	1508.4

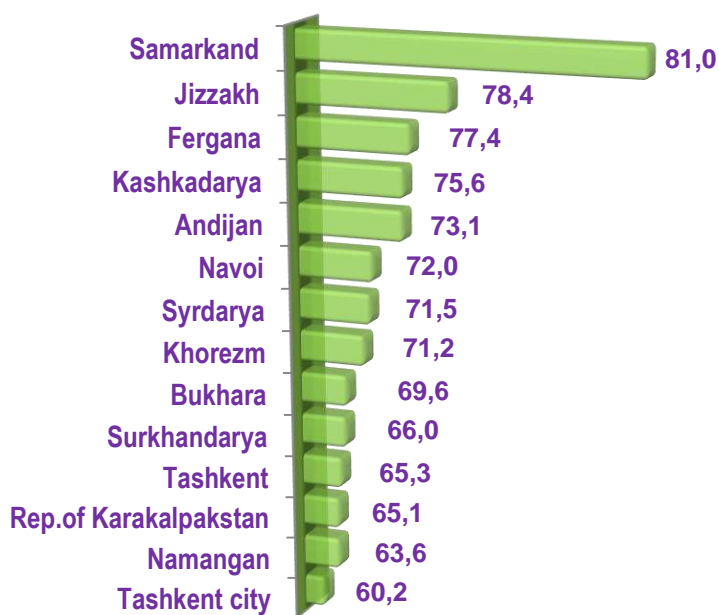
* including unallocated volume by territory



Construction work by type of economic activity
by regions



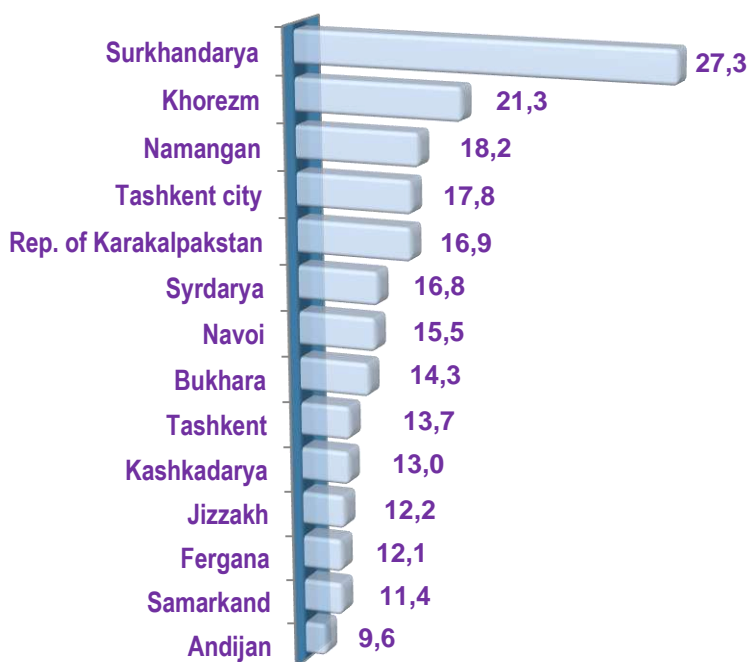
Construction of buildings and structures, % of the total



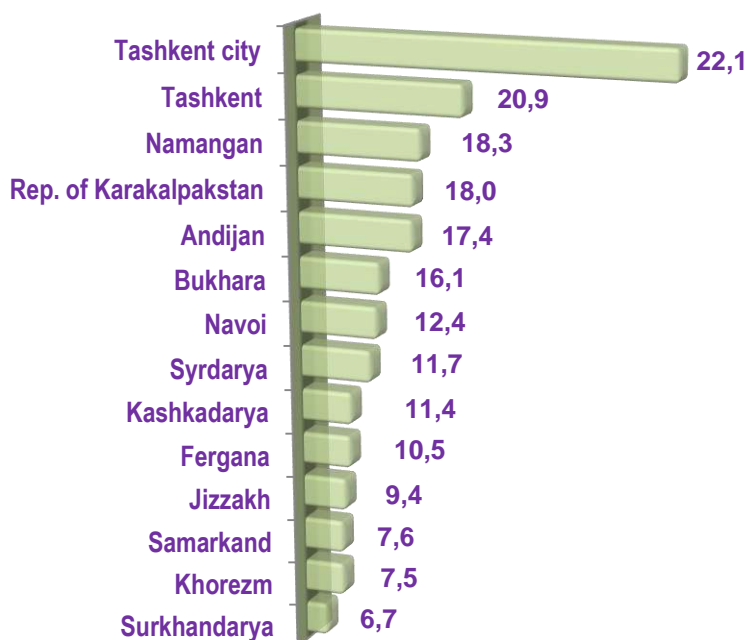
The highest share in the total volume of works on construction of buildings and structures in January-May of the current year was noted in Samarkand region (81.0% of the total volume of construction works in this region, or 1 642.3 billion soums), Jizzakh region (78.4% of the total volume of construction works in this region, or 956.1 billion soums), Fergana region (77.4% of the total volume of construction works in this region, or 1 439.9 billion soums).

The highest share in the total volume of construction of civilian facilities in January-May of this year was noted in Surkhandarya (27.3% of the total construction works in this region, or 495.5 billion soums), Khorezm (21.3% of the total construction works in this region in the region, or 214.6 billion soums) and Namangan (18.2% of the total construction works in this region in this region, or 259.2 billion soums).

**Construction of civil facilities,
% of the total**



**Specialized construction work,
% of the total**



The highest share in the total volume of specialized construction works in January-May of the current year was noted in the city of Tashkent (22.1% of the total volume of construction works in this region, or 1508.4 billion soums), Tashkent (20.9 % of the total construction work in the region, or 479.9 billion soums) and Namangan (18.3% of the total construction work in this region, or 259.9 billion soums).



Volume of construction works by regions
in January - May 2020

Largest volume

(billion soums)

Tashkent city
6 840.4

1

2

Tashkent
2 291.1

Samarkand
2 028.1

3



Smallest volume

(billion soums)

Jizzakh
1219.0

1

2

Khorezm
1 009.5

Syrdarya
820.7

3





STATE COMMITTEE OF THE REPUBLIC OF UZBEKISTAN ON STATISTICS

State Committee of the Republic of
Uzbekistan on Statistics

Department of Investment and Construction
Statistics

contact number: (71) 230-80-56