



## Enterprises and organizations with legal status

(without farmer and dekhkan farms)  
(as of 1 may 2019)

### Registered

**375,8 thsd. units**

As of May 1, 2019, the number of registered enterprises and organizations was 375.8 thousand units, which is 19.0% more than the same period last year.

### Active

**358,8 thsd. units**

As a result, the number of existing enterprises and organizations, compared with the same period last year, increased by 58.2 thousand units. (19.4%) and amounted to 358.8 thousand units.

### Newly created

**40,6 thsd. units**

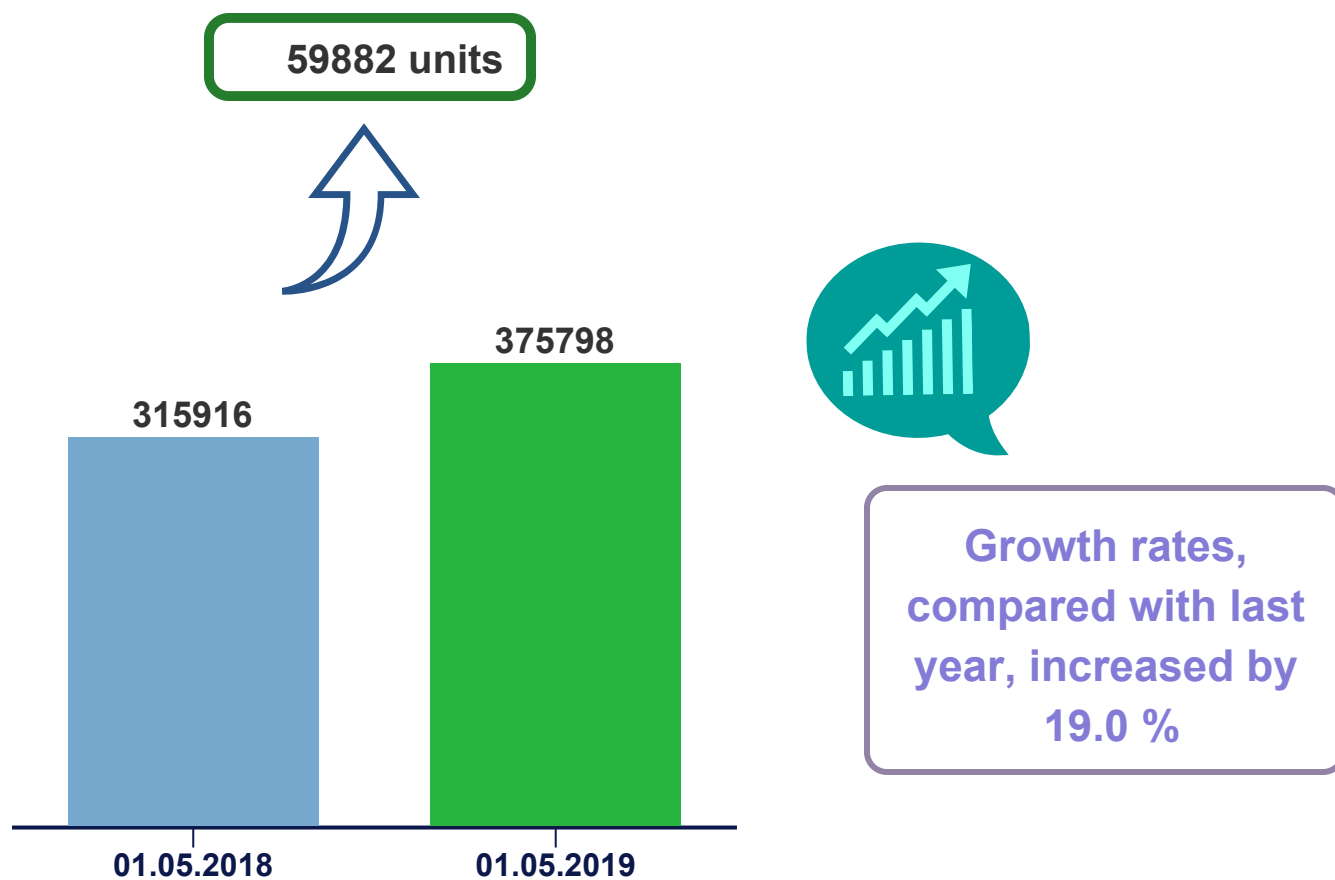
In January-April 2019 in the Republic of Uzbekistan the number of newly created enterprises and organizations amounted to 40.6 thousand units, which is 19.9 thousand units more than the same period last year.

A number of positive changes are occurring in our country related to the acceleration of the development of small and medium-sized businesses, and therefore a favorable business environment is being created. Important decisions are made in the legislation in the field of state registration and accounting of business entities, as well as improving the automated system of state registration. All this is a necessary factor for the creation and development of private business by the public and foreign investors.

# Number of registered enterprises and organizations

(without farmer and dekhan farms)

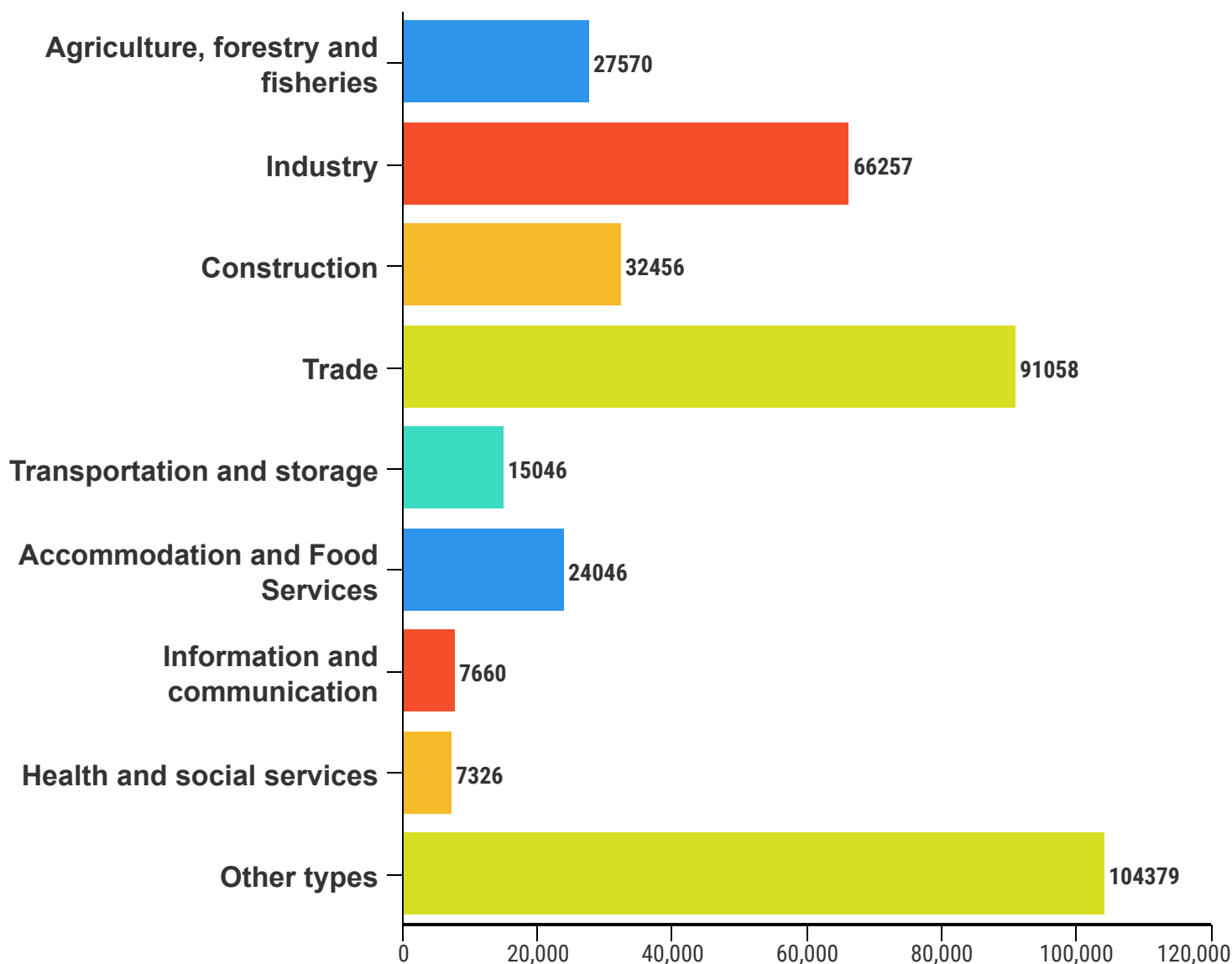
(as of may1, 2019)



As of May 1, 2019, the number of registered enterprises and organizations was 375.8 thousand units, which is 19.0% more than the same period last year. By types of economic activity in the field of trade, they accounted for 24.2%, industry - 17.6%, construction - 8.6%, agriculture, forestry and fishery - 7.3%, accommodation and food services - 6.4% , transportation and storage - 4.0%, information and communication - 2.1%, health and social services - 2.0%, in other areas of economic activity - 27.8%.

# The number of registered enterprises and organizations by economic activity, units

(without farmer and dekhkan farms)



If we consider the number of registered enterprises and organizations by type of economic activity, then the trade sector accounts for 91058 units, industry - 66257, construction - 32456, agriculture, forestry and fisheries - 27570, accommodation and food services - 24046, transportation and storage - 15046, information and communication - 7660, health and social services - 7326, other areas of economic activity - 104379 units.

# Operating enterprises and organizations

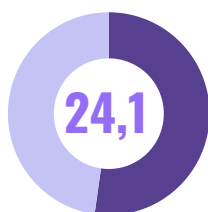
(without farmer and dekhkan farms)



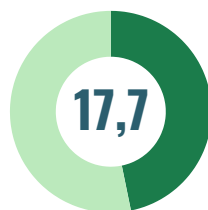
The number of operating enterprises and organizations, compared to the same period last year, increased by 58.2 thousand units (19.4%), their total number was 358.8 thousand units.

## Share of acting enterprises and organizations by type of economic activity, %

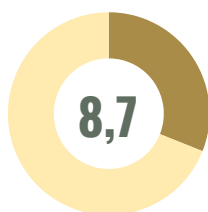
(without farmer and dekhkan farms)



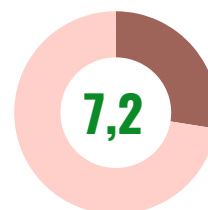
Trade



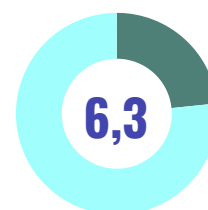
Industry



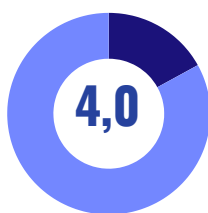
Construction



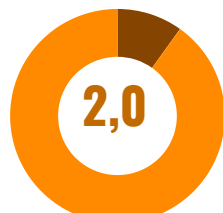
Agriculture, forestry and fisheries



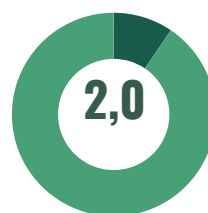
Accommodation and food services



Transportation and Storage



Information and communication



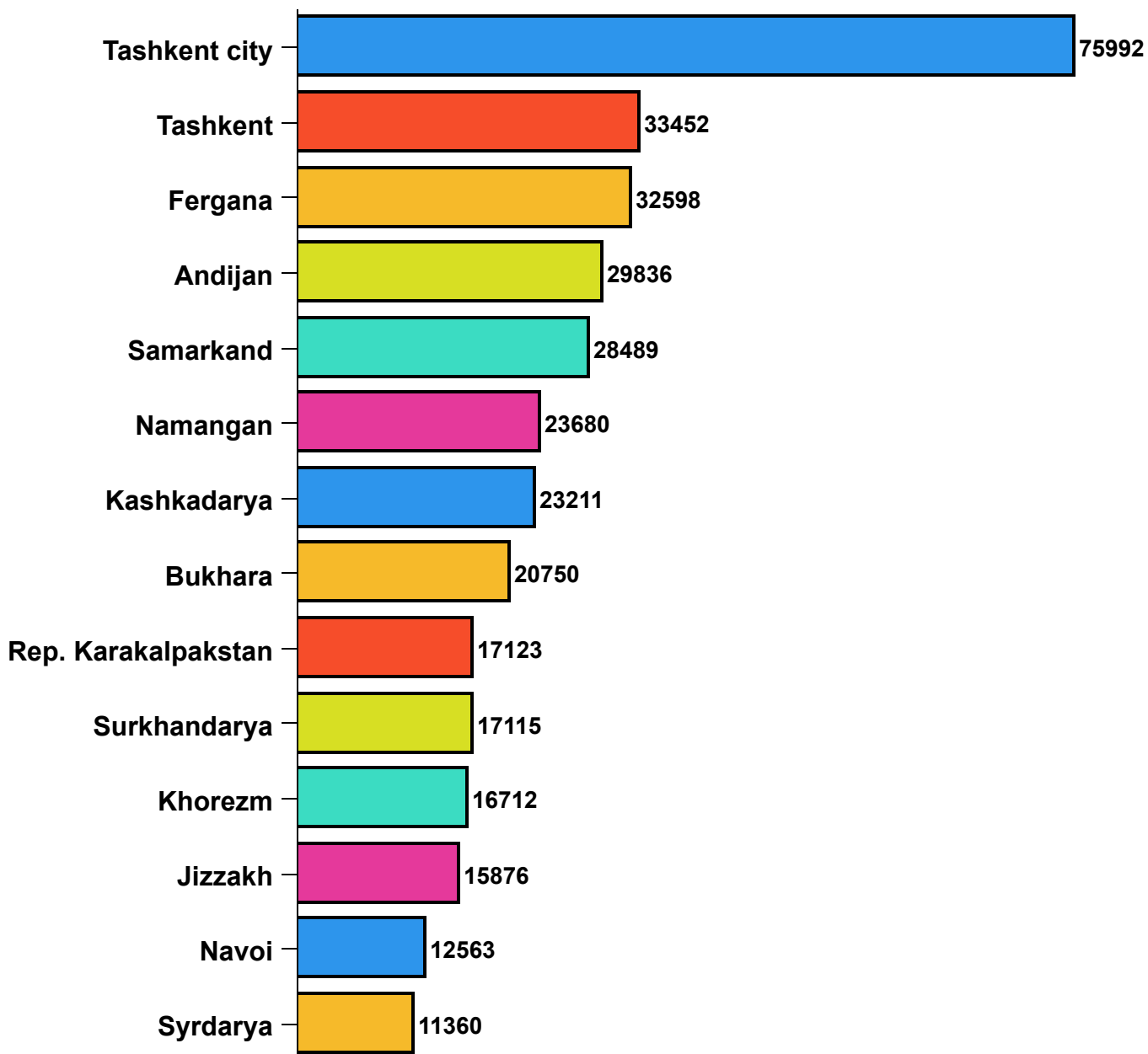
Health and social services



Other types

# Number of operating enterprises and organizations by region, units

(without farmer and dekhkan farms)



The largest number of operating enterprises and organizations are located in Tashkent city (75,992 units), Tashkent (33,452 units), Fergana (32,598 units), Andijan (29,836 units) and Samarkand (28,489) regions. In Syrdarya (11,360 units), Navoi (12,563 units) and Jizzakh (15,876 units) regions, a small number of enterprises and organizations were recorded.

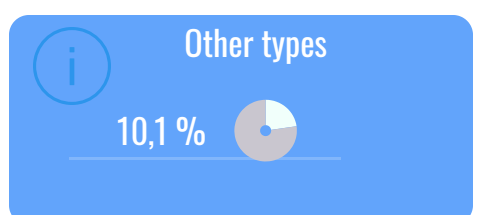
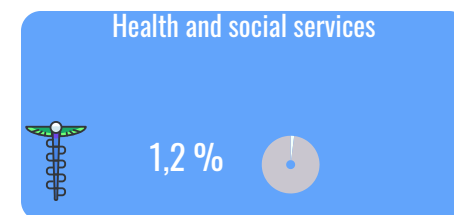
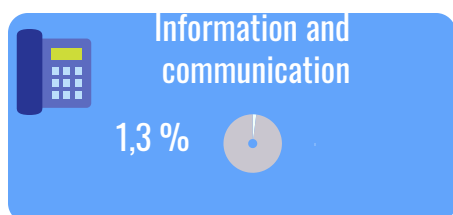
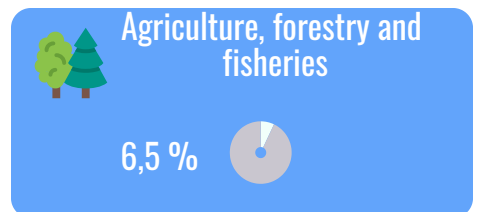

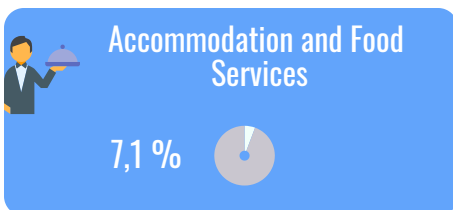

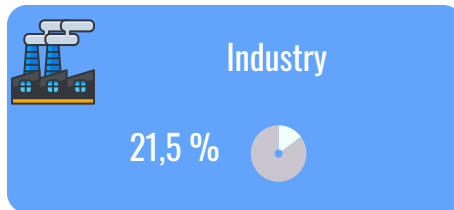
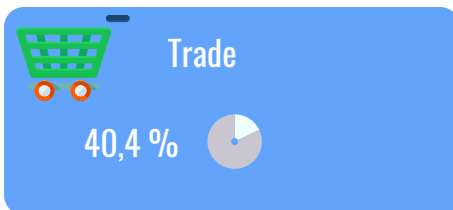
# Newly created enterprises and organizations

(without farmer and dekhkan farms)

In January-April 2019, 40577 units of enterprises and organizations were created, which is 19885 units more than in the same period of 2018



Share of newly created enterprises and organizations by kinds of economic activities in January-April 2019



If we consider the number of newly created enterprises and organizations by type of economic activity, the main part falls on the trade sector (16375 units), industry (8706 units), construction (3657 units), agriculture, forestry and fisheries (2650 units). The smallest number is observed in the field of health care and the provision of social services (488 units), information and communication (538 units), as well as in the field of transportation and storage (1171 units).

# Number of newly created enterprises and organizations by type of economic activity, units

(without farmer and dekhkan farms)

for January-April 2019

Trade



16375

Transportation and storage



1171

Accommodation and Food Services



2885

Construction



3657

Industry



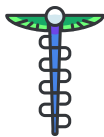
8706

Information and communication



538

Health and social services



488

Agriculture, forestry and fisheries



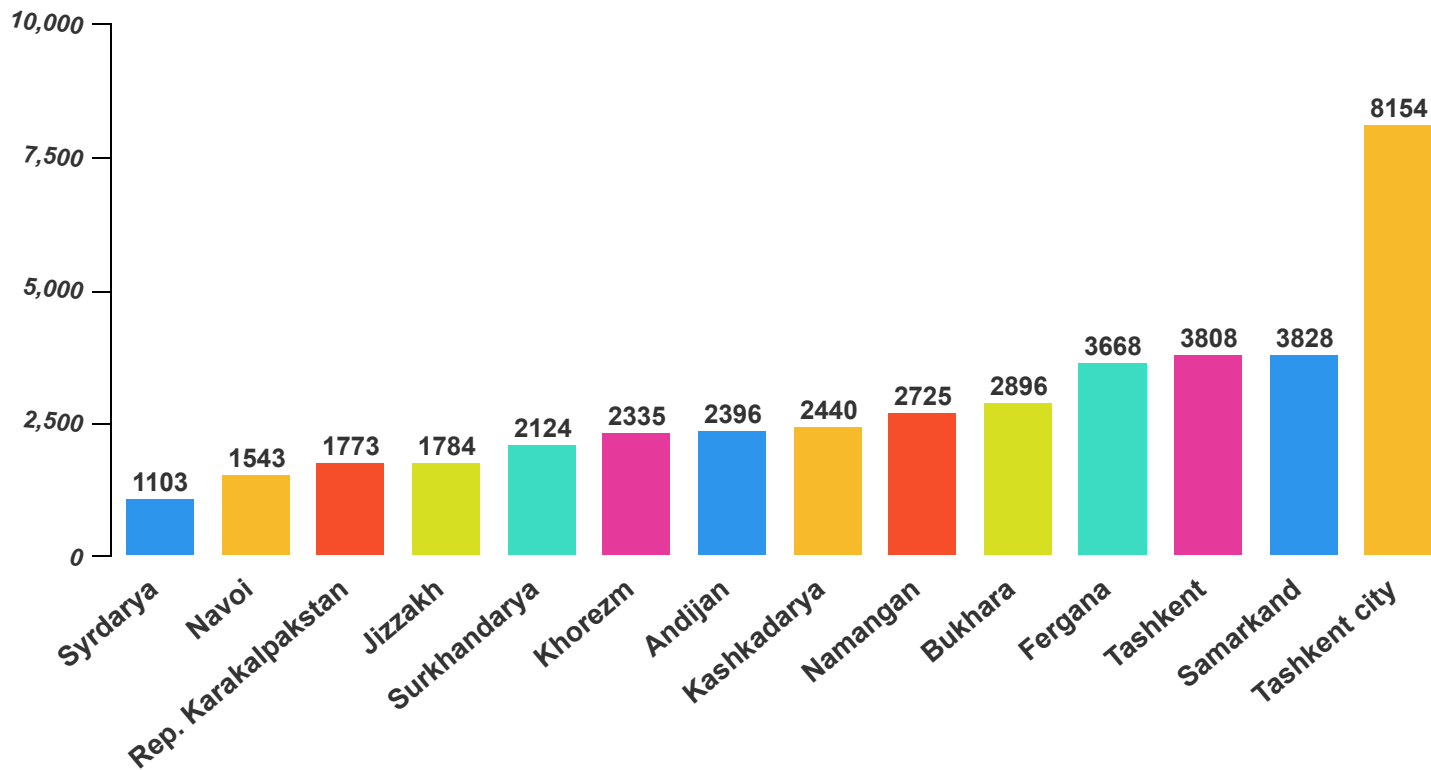
2650

Other types

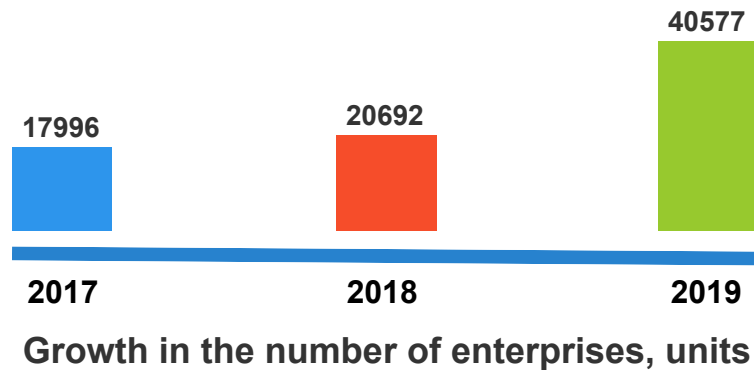


4107

# The number of newly created enterprises and organizations by region, units (without farmer and dekhkan farms)



The largest part of the total number of newly created enterprises and organizations falls on the Tashkent city (8154 units), Samarkand (3828 units), Tashkent (3808 units) and Fergana (3668 units) regions. In contrast, the Syrdarya (1103 units), Navoi (1543 units), Jizzakh (1784 units) regions and the Republic of Karakalpakstan (1773) demonstrated a low level of their creation.





# COMMERCIAL ENTERPRISES

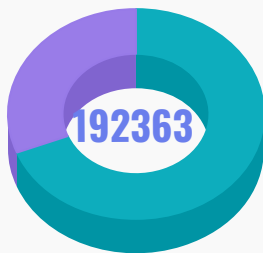
(without farmer and dekhkan farms)

(as of May 1, 2019)

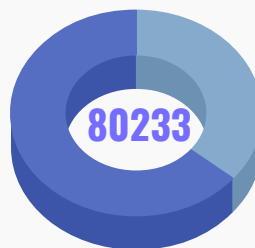
The number of existing commercial enterprises and organizations as of May 1, 2019 reached 299.3 thousand units.

The number of operating commercial enterprises according to the Classifier of organizational and legal forms, units

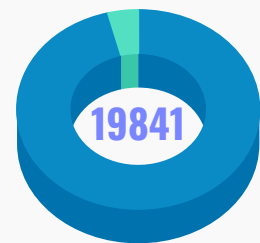
Limited Liability Companies



Private enterprises



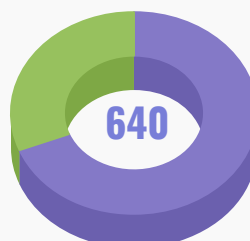
Family businesses



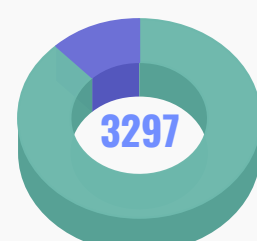
Unitary enterprises



Stock companies



Others



# ENTERPRISES WITH FOREIGN CAPITAL

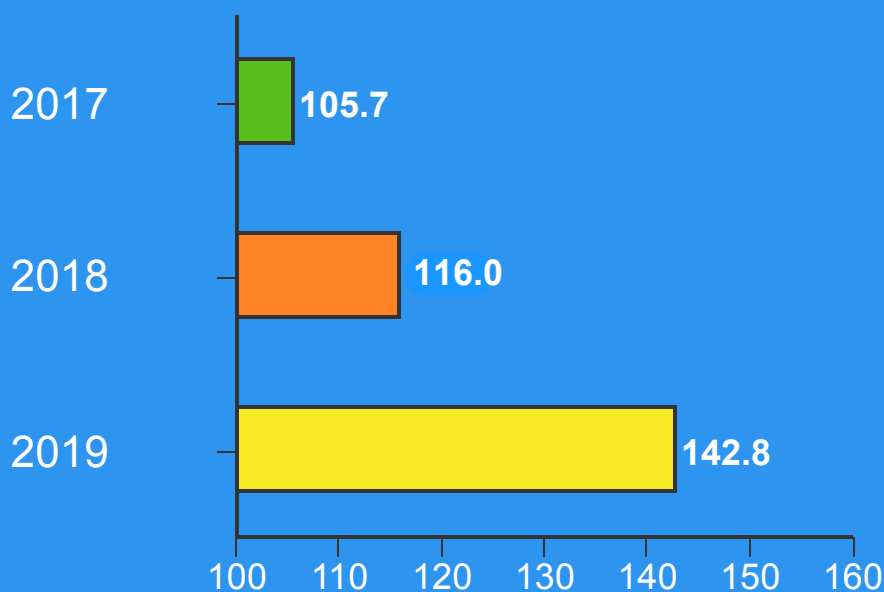
As of May 1, 2019, the number of operating enterprises with foreign capital amounted to 8536 units. Compared to the same period last year, their number increased by 2,558, or 42.8%. Most of them belong to the Russian Federation, the Republic of Turkey, the People's Republic of China, the Republic of Kazakhstan and the Republic of Korea.

## As of May 1

Number of operating enterprises with foreign capital

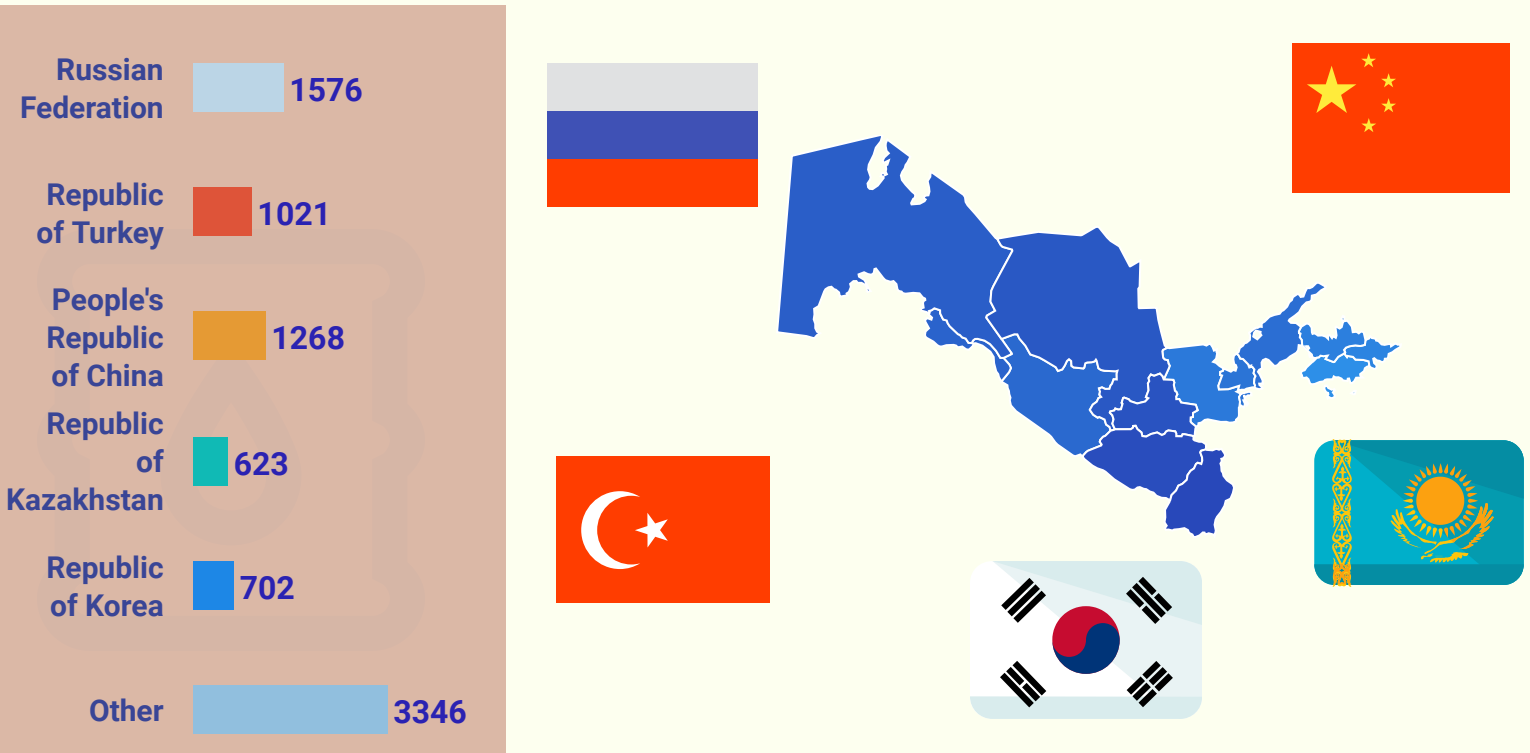


Growth rate over the same period last year, %

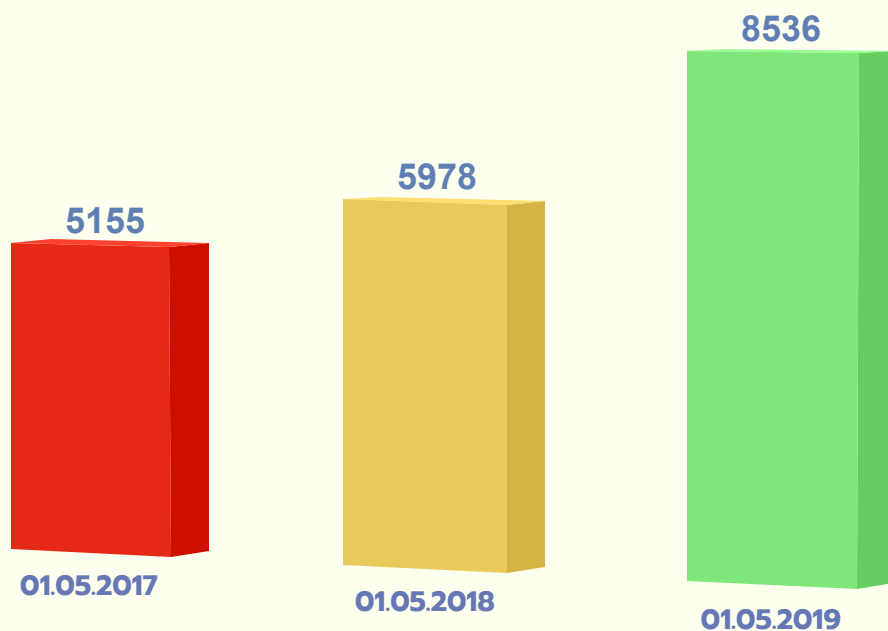


Most of them belong to the Russian Federation, the Republic of Turkey, the People's Republic of China, the Republic of Kazakhstan and the Republic of Korea.

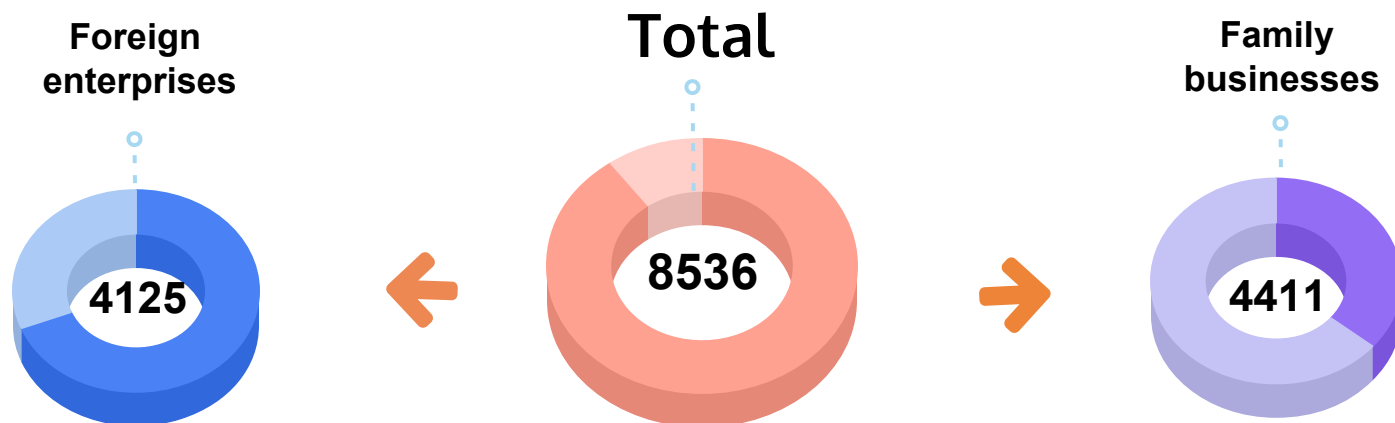
# Number of operating enterprises with foreign capital of a several countries, units



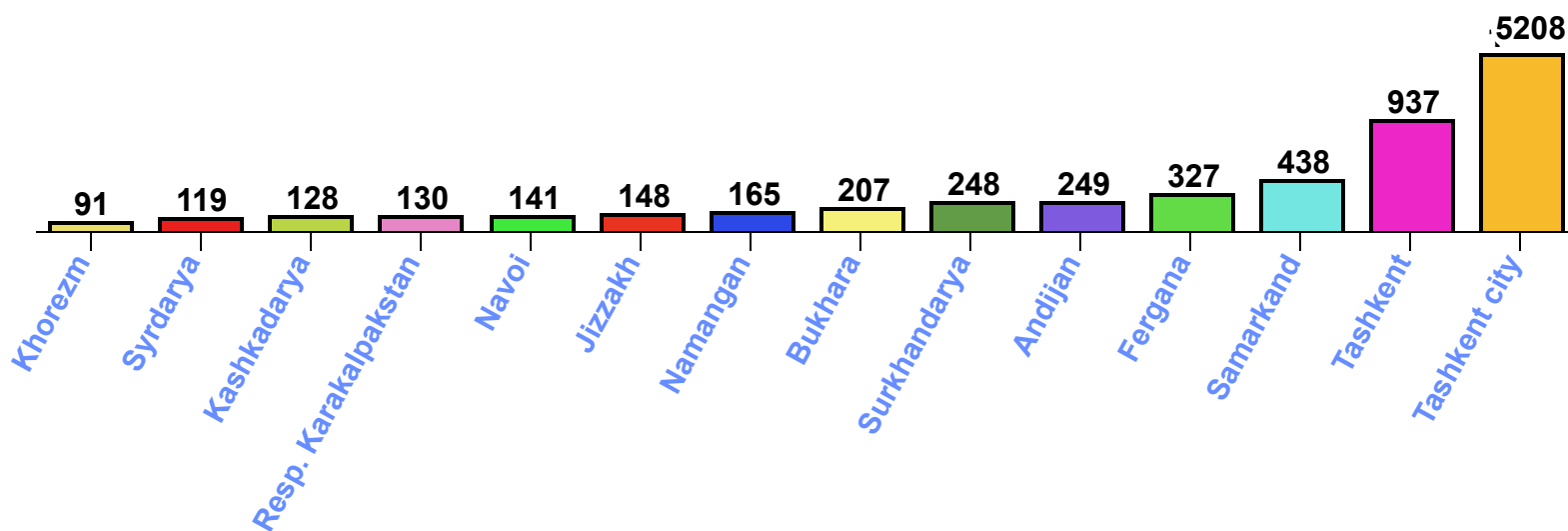
# Growth dynamics of operating enterprises with participation foreign capital by year, units



Also, 4,411 enterprises with foreign capital are joint, 4,125 are foreign.

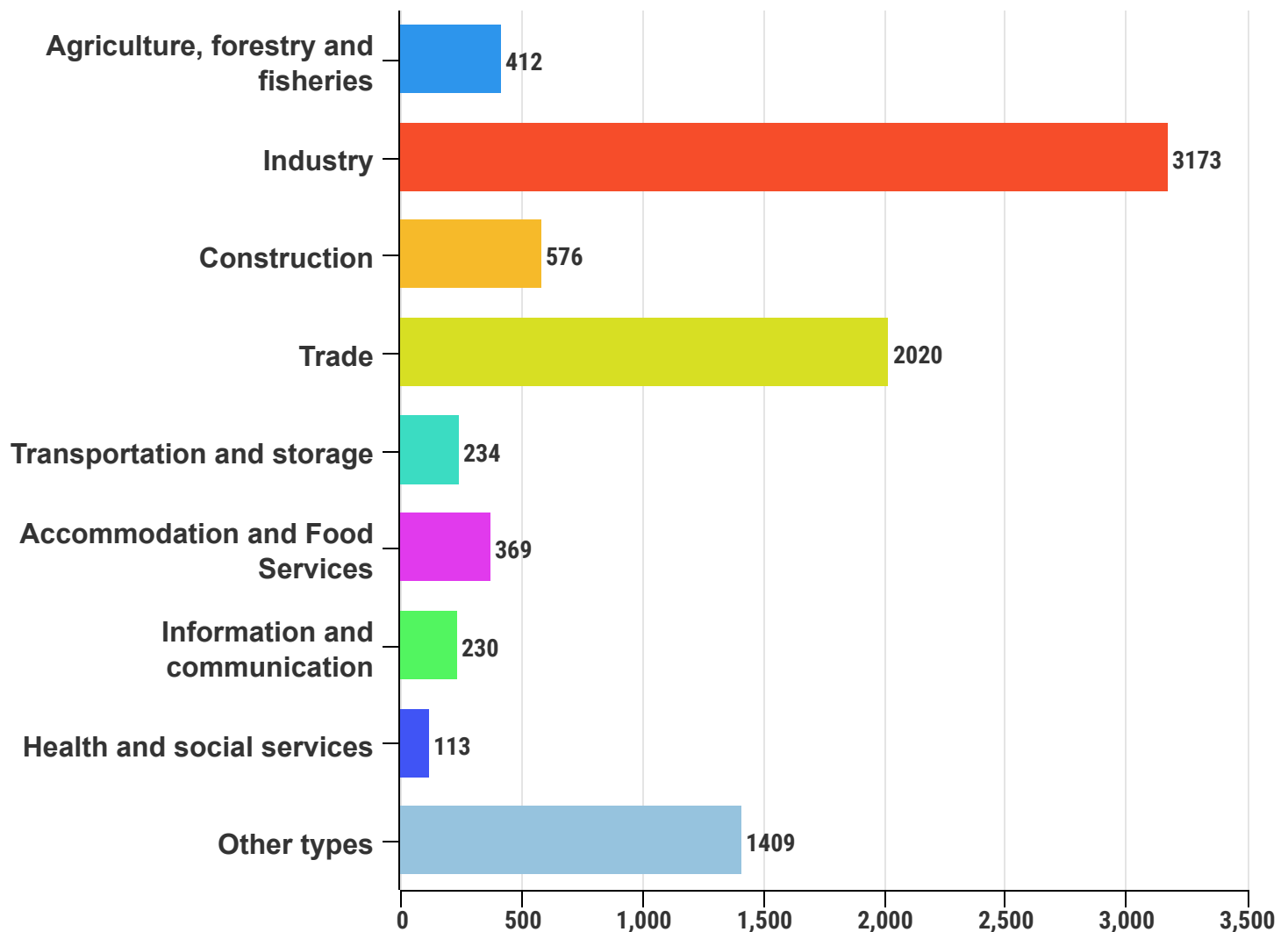
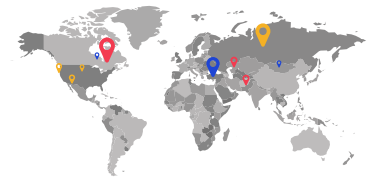


Number of operating enterprises with foreign capital participation by region, units



The main part of the operating enterprises with the participation of foreign capital falls on the Tashkent city - 5208 units (61.0%), Tashkent - 937 units (11.0%) and Samarkand - 438 units (5.1%) regions. Their smallest part is recorded in Khorezm - 91 units (1.1%), Syrdarya - 119 (1.4%), Kashkadarya - 128 units (1.5%), Navoi - 141 units (1.7%) regions and the Republic of Karakalpakstan - 130 units (1.5%).

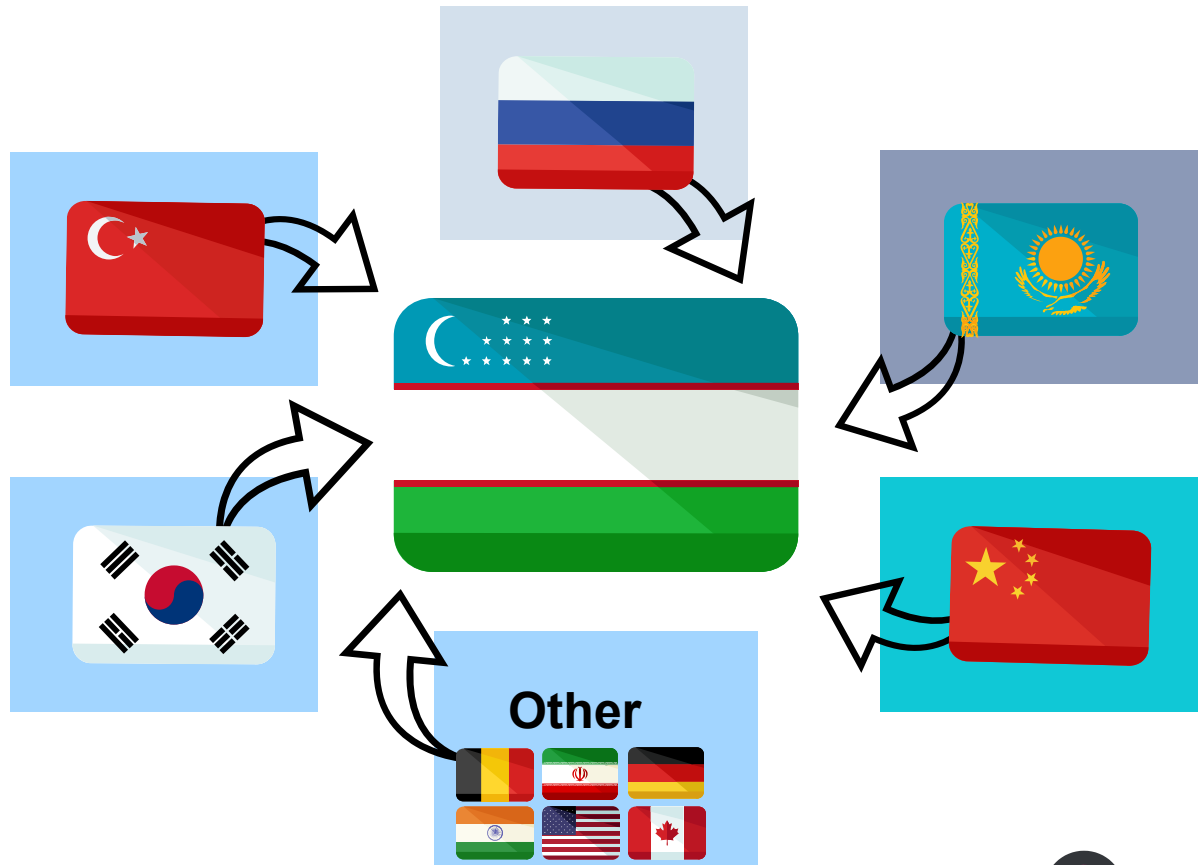
# The number of operating enterprises with the participation of foreign capital by type of economic activity, units



From this it can be seen that the main part of the operating enterprises with the participation of foreign capital falls on industry and trade, the smallest share falls on health care and the provision of social services, as well as information and communication.




## The newly created enterprises with foreign capital



1

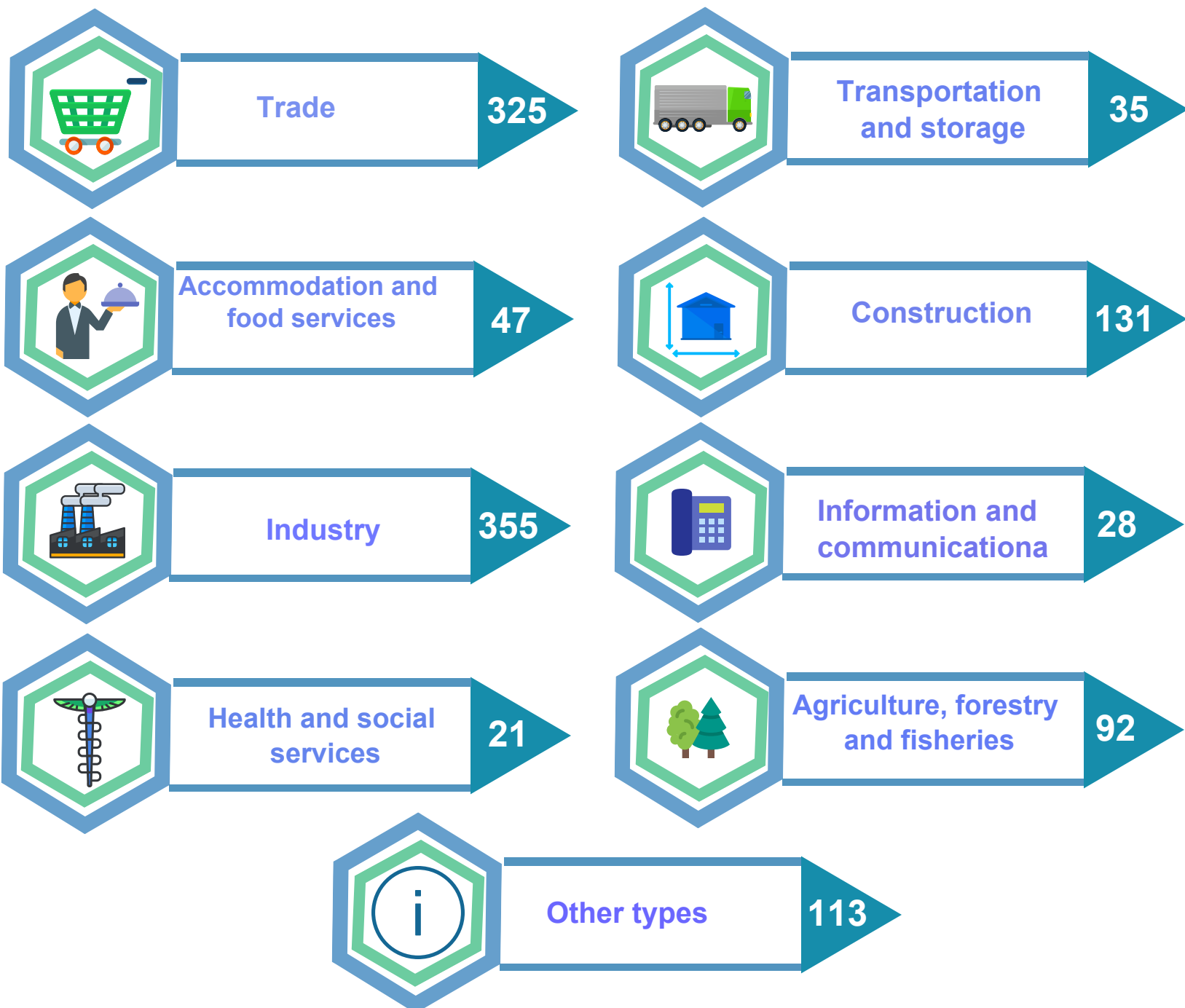
### Newly created enterprises

According to the results of January-April 2019, 1,147 units of enterprises with the participation of foreign capital were again created in the republic. Compared with the same period last year, this figure increased by 564 units.



At the same time, 178 enterprises were registered with the participation of the capital of residents of the Russian Federation, 166 enterprises of the People's Republic of China, 161 of the Republic of Turkey, 120 of the Republic of Kazakhstan and 83 of the Republic of Korea.

# Number of newly created enterprises with foreign capital participation by economic activity, units

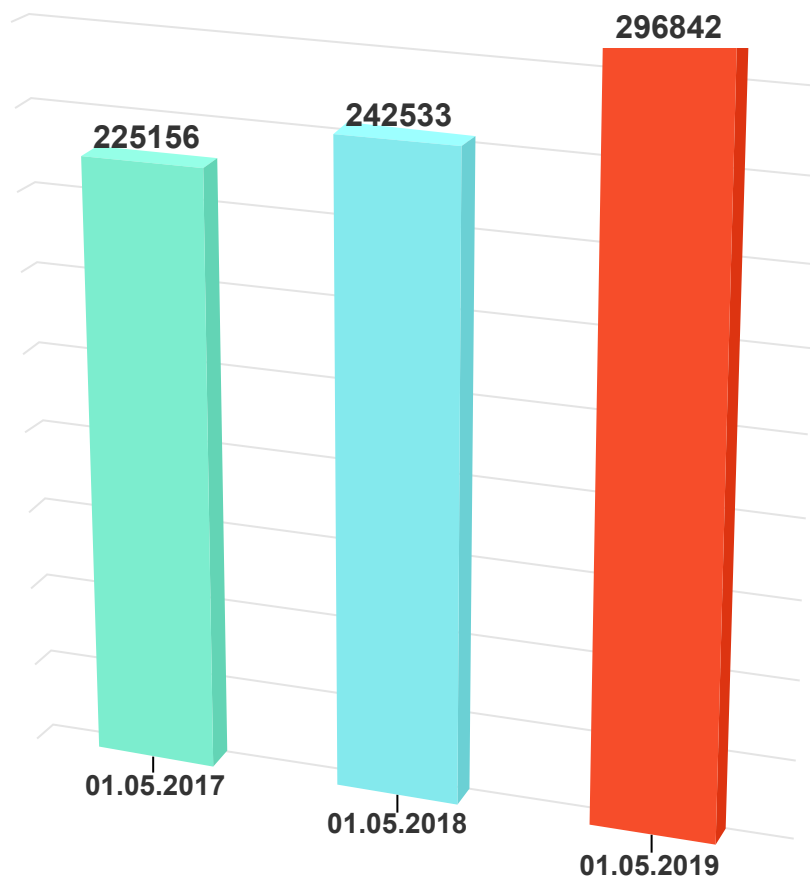


If we consider newly created enterprises with the participation of foreign capital by types of economic activity, then most of them are in industry - 355 units, trade - 325 units, construction - 131 units, agriculture, forestry and fisheries - 92 units and other activities - 113 units

# Number of small enterprises and microfirms

(without farmer and dekhkan farms)

Dynamics of growth of existing small enterprises and microfirms by year, units



As of May 1, 2019, the number of operating small enterprises and microfirms in the republic amounted to 296.8 thousand units. This figure is more than the same period last year by 22.4%.

According to the results of January-April 2019, the number of newly created small enterprises and microfirms amounted to 39.1 thousand units, which is 21.0 thousand units more than the same period last year..



# The share of regions in the total number of operating small enterprises and microfirms as of May 1, 2019

## •The largest share

## •The Smallest share



•Tashkent city  
22,4 %



•Bukhara  
5,9 %



•Tashkent  
9,4 %



•Khorezm  
4,6 %



•Fergana  
9,0 %



•Surkhandarya  
4,5 %



•Andijan  
8,4 %



•Rep. Karakalpakstan  
4,5 %



•Samarkand  
7,7 %



•Jizzakh  
4,3 %



•Namangan  
6,5 %



•Navoi  
3,5 %



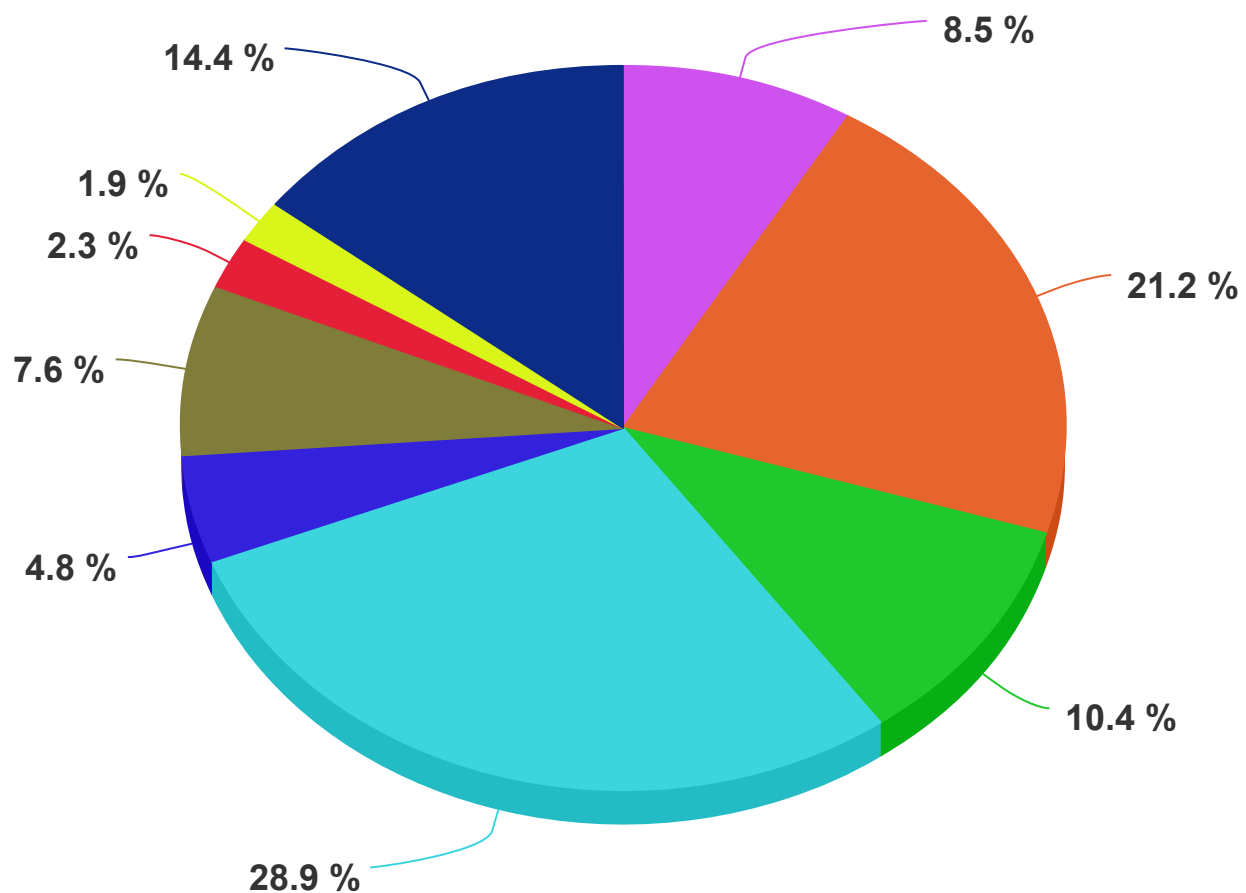
•Kashkadarya  
6,2 %



•Sydarya  
3,1 %


Of the total number of operating small enterprises and microfirms, 296.8 thousand units by type of economic activity fall to trade — 86.0 thousand units (28.9%), industry — 62.8 thousand units (21.2%), construction - 30.8 thousand units (10.4%), agriculture, forestry and fisheries - 25.2 thousand units (8.5%), accommodation and food services - 22.5 thousand units (7, 6%), transportation and storage services - 14.2 thousand units (4.8%), information and communication - 7.0 thousand units (2.3%), health care and the provision of social services - 5.6 thousand units (1.9%), as well as for other types - 42.7 thousand units (14 ,four %).

## Share of operating small enterprises and microfirms by types of economic activity



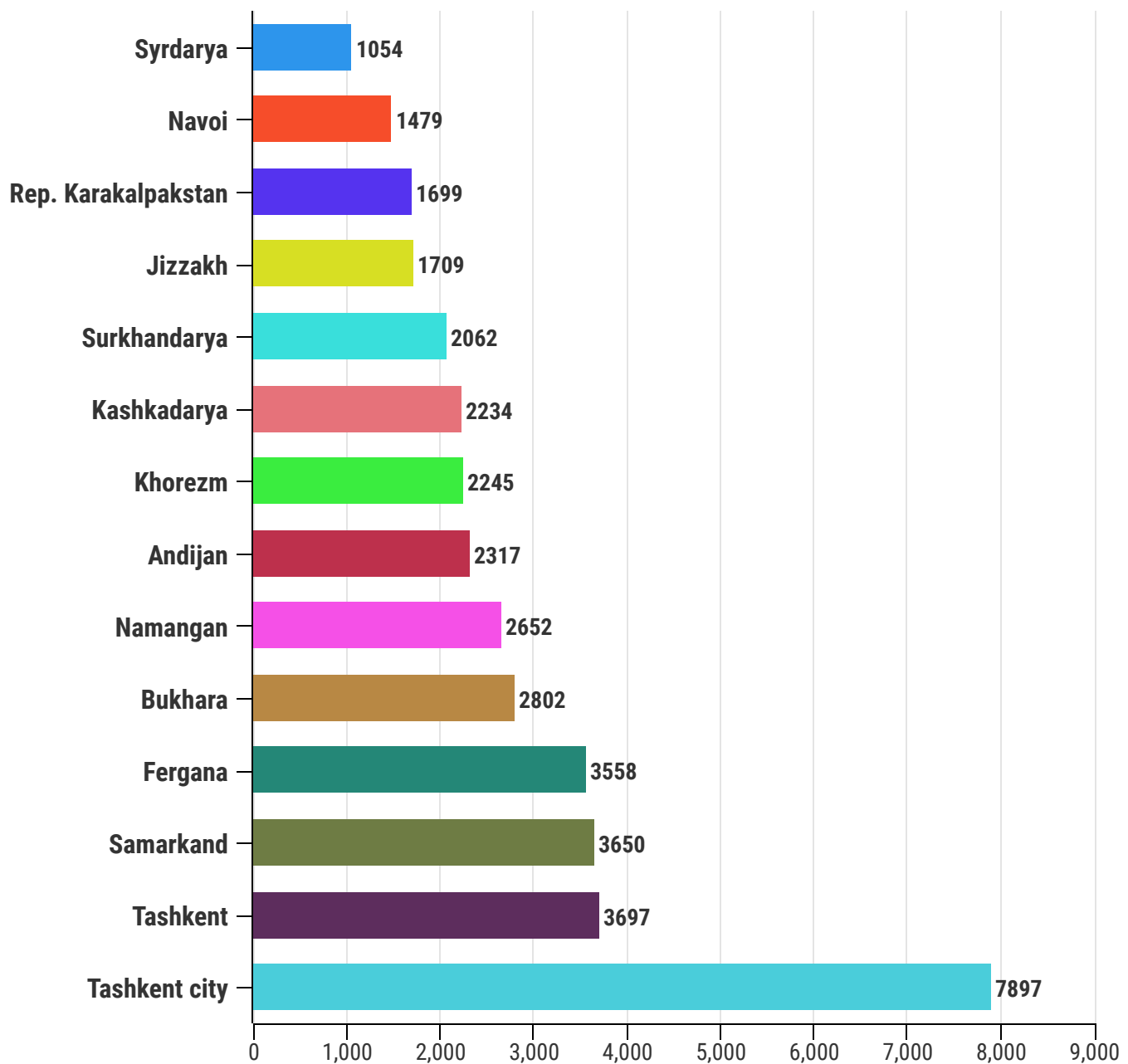
● Agriculture, forestry and fisheries   
 ● Industry   
 ● Construction   
 ● Trade  
● Transportation and storage   
 ● Accommodation and Food Services   
 ● Information and communication  
● Health and social services   
 ● Other types

# The share of newly created small enterprises and microfirms in the context of economic activity, %



If we consider their number by type of economic activity, the largest part is accounted for trade - 16,359 units, industry - 8,690 units, construction - 3,648 units, lodging and nutrition services - 2,880 units. The smallest number falls on health care and the provision of social services - 414 units. , information and communication - 534 units, as well as for transportation and storage - 1171 units.

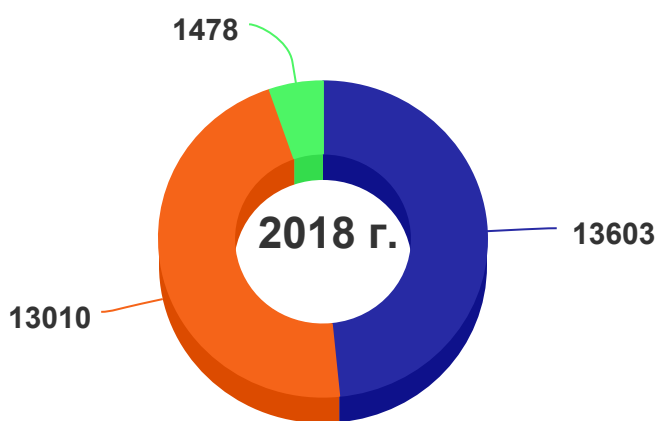
## The number of newly created small enterprises and microfirms in the context of regions, units



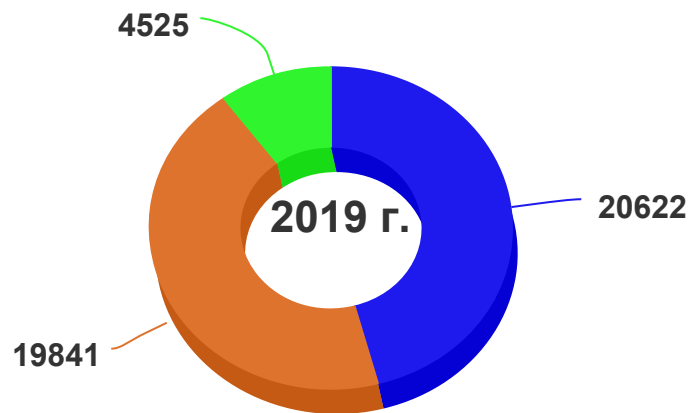
A significant part of the total number of newly created small businesses falls on the city of Tashkent (7897 units), Tashkent (3697 units), Samarkand (3650 units) and Fergana (3558 units) regions. Their smallest part is recorded in Syrdarya (1054 units), Navoi (1479 units) regions and the Republic of Karakalpakstan (1699 units).

# Dynamics of family enterprises, units

(As of May 1, 2019)



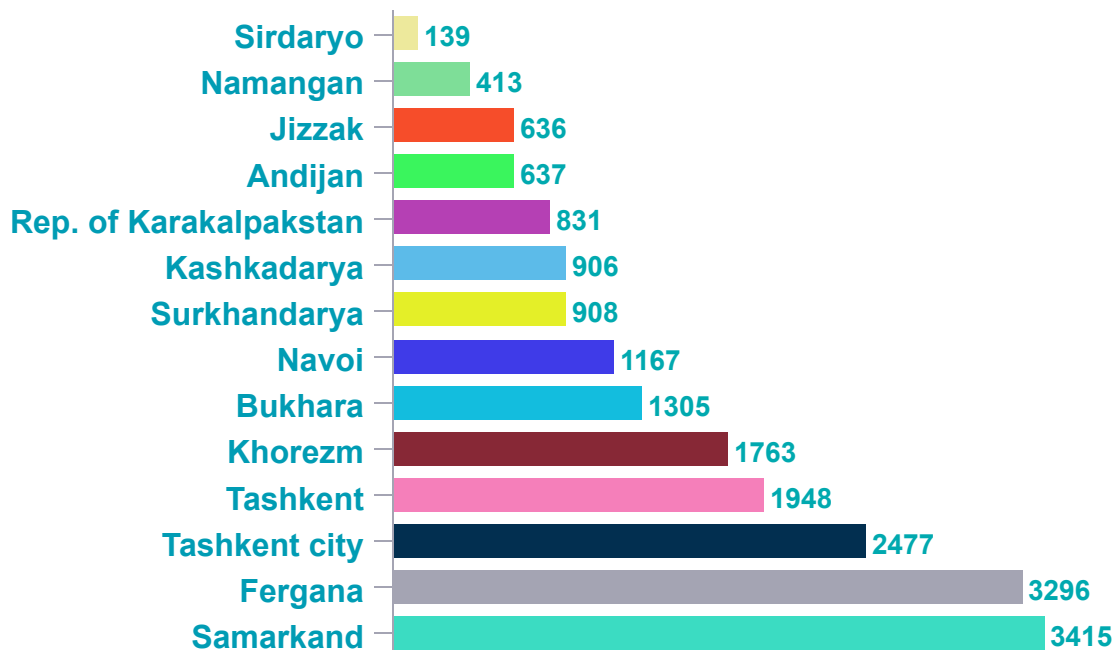
● Registered ● Operating ● Newly created



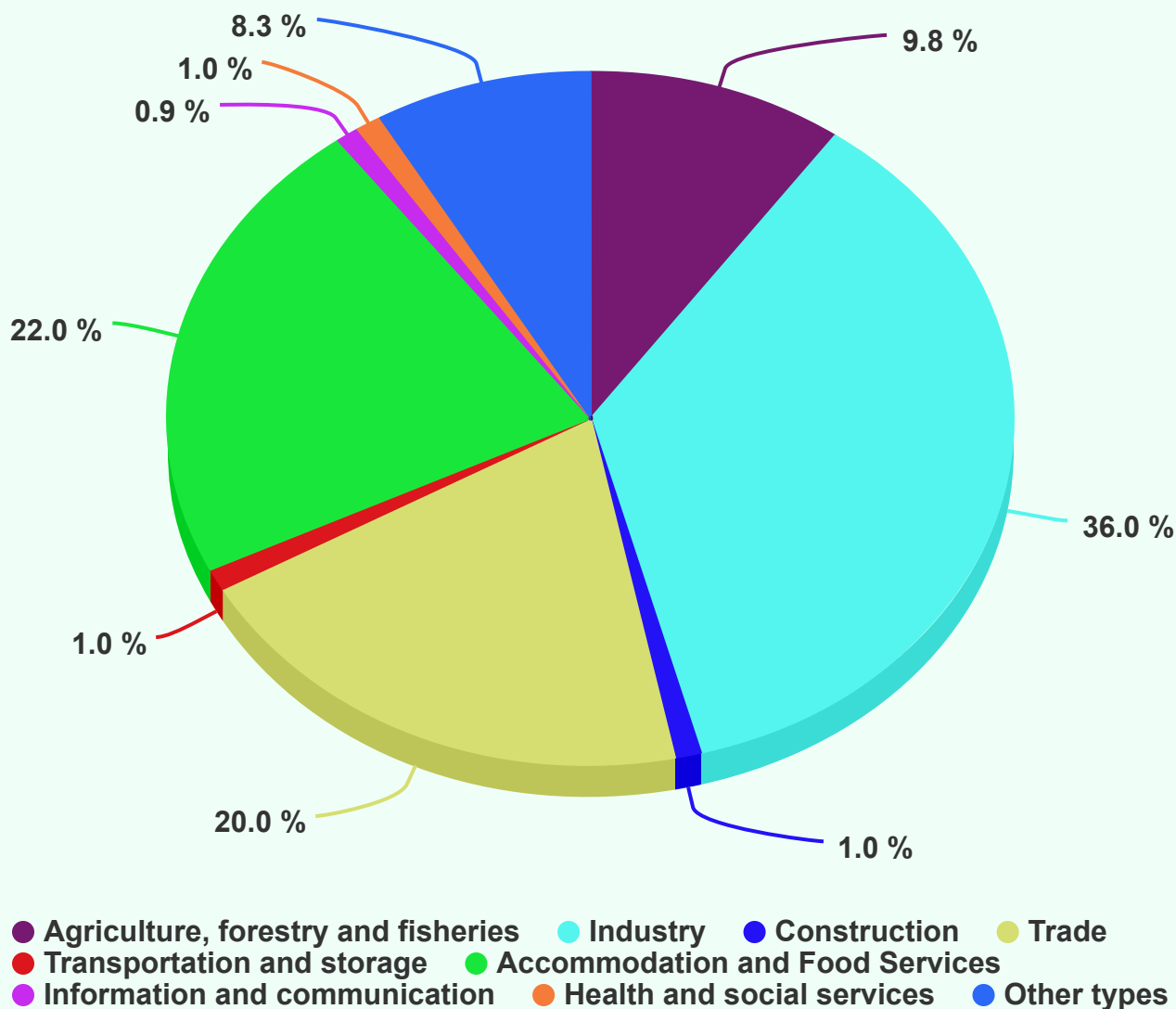
● Registered ● Operating ● Newly created

## The number of active family businesses in the context of regions, units

As of May 1, 2019



# The share of operating family enterprises in the context of economic activities



If we consider the number of operating family enterprises by type of economic activity, their main share is accounted for industry - 36.0%, or 7136 units, accommodation and food services - 22.0%, or 4377 units, trade - 20.0%, or 3963 units, agriculture, forestry and fisheries - 9.8%, or 1938 units, construction - 1.0%, or 196 units, transportation and storage - 1.0%, or 210 units, health and social services - 1.0%, or 194 units, information and communication - 0.9%, or 176 units and other types - 8.3%, or 1651 units

**Department of Maintenance and  
System Service of Statistical Registers**

**Tel.:71-230-80-90(91)**