



STATE COMMITTEE OF THE REPUBLIC
OF UZBEKISTAN ON STATISTICS

**Analytical information on demography
of enterprises and organizations with
the status of legal entities
as of July 1, 2019**

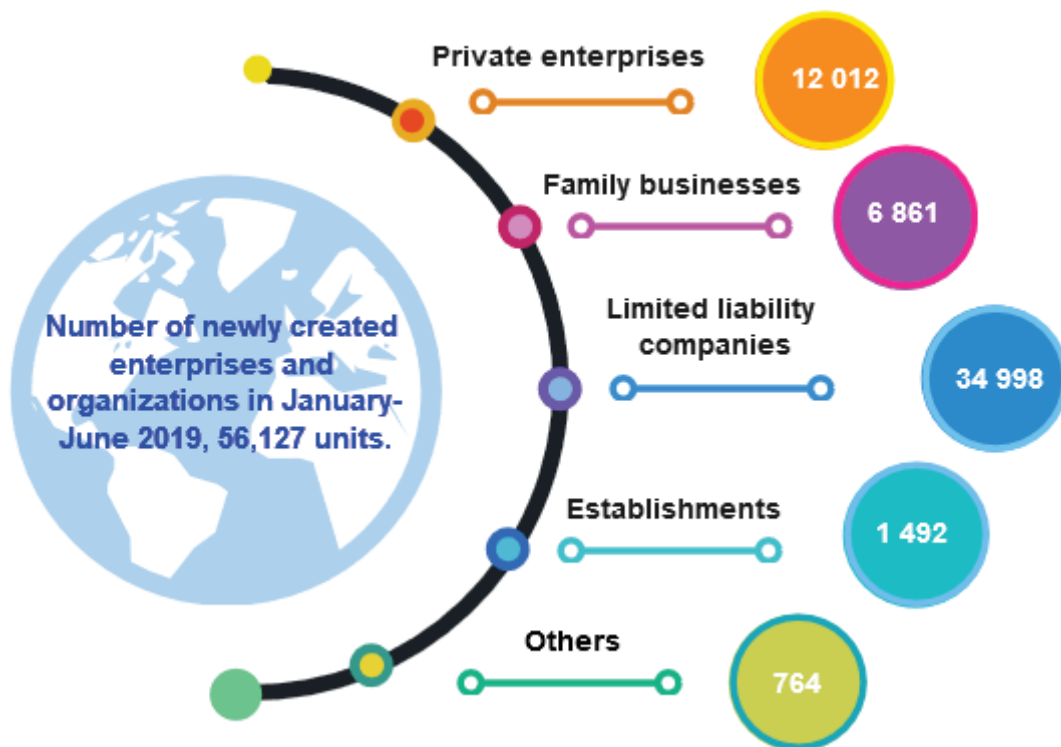


Analytical information on demography of enterprises and organizations with the status of legal entities as of July 1, 2019 *(excluding farming enterprises)*

In our country there is a number of positive developments related to the acceleration of the development of small and medium-sized businesses, and consequently create a favorable business environment. Important decisions are made in the legislation in the sphere of state registration and accounting of businesses, also improved the automated system of state registration. All this is essential to the creation and development of the private sector for the public and foreign investors.

In January-June 2019, the number of newly created enterprises and organizations in the republic reached 56.1 thousand, which was 26.7 thousand more than the same period of last year.

As a result, the number of registered enterprises and organizations has increased by 67.9 thousand units since last year (21.1%) and reached 389.2 thousand units.

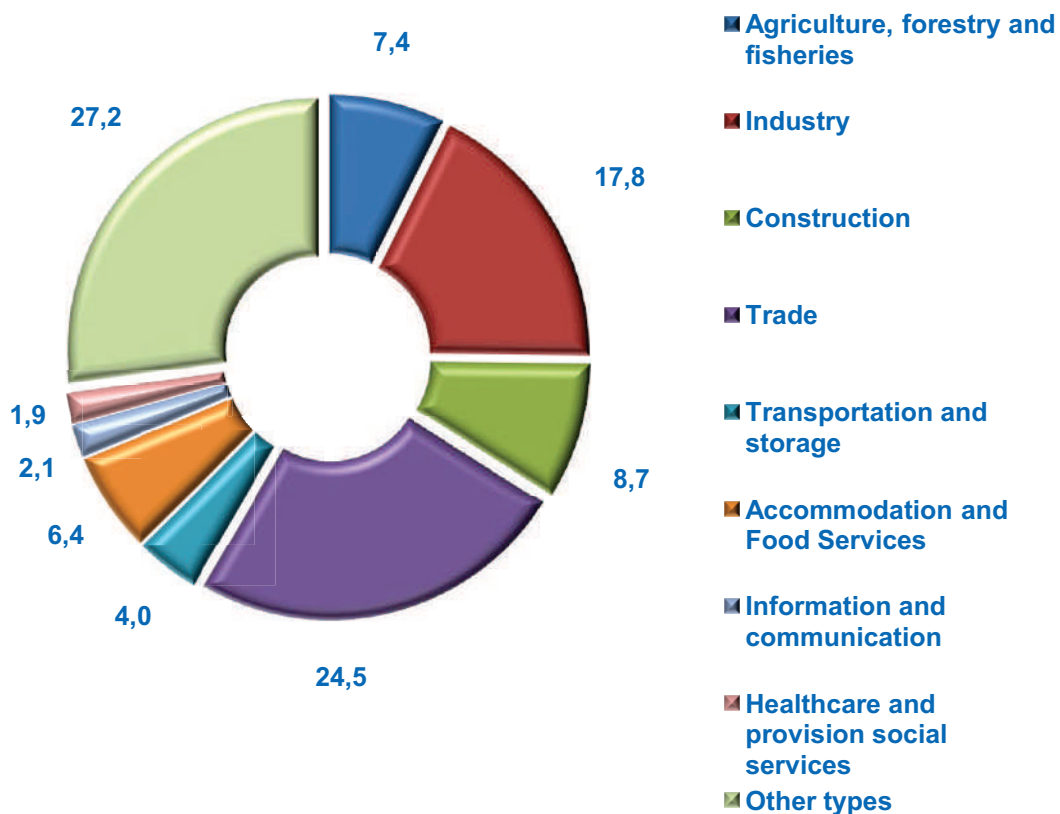




Number of registered enterprises and organizations (excluding farming enterprises)

As of July 1, 2019, the number of registered enterprises and organizations was 389.2 thousand units and, by types of economic activity, trade - 24.5%, industry - 17.8%, construction - 8.7%, agriculture, forestry and fisheries - 7.4%, accommodation and food services - 6.4%, transportation and storage - 4.0%, information and communication - 2.1%, healthcare and the provision of social services - 1.9%, other spheres of economic activity - 27.2%.

Share of registered enterprises and organizations by types of economic activity, % (excluding farming enterprises)



The number of registered enterprises and organizations
by types of economic activity

(excluding farming enterprises)


	Total number, thousand units		01.07.2019	
	01.07.2018	01.07.2019	Growth rate, %	of total, %
Total	321,3	389,2	121,1	100
<i>including:</i>				
Agriculture, forestry and fisheries	24,5	28,9	118,2	7,4
Industry	55,1	69,4	126,0	17,8
Construction	28,2	33,9	120,2	8,7
Trade	71,6	95,2	132,9	24,5
Transportation and storage	13,1	15,5	118,2	4,0
Accommodation and food services	19,7	24,9	126,6	6,4
Information and communication	7	8	113,4	2,1
Healthcare and provision social services	6,5	7,6	116,6	1,9
Other types	95,6	105,8	110,7	27,2

The largest number of registered enterprises and organizations in regions falls on Tashkent city (81 081 units), Tashkent (40 585 units), Fergana (34 071 units), Andijan (31 968 units) and Samarkand (30 917 units) regions. The least number falls on Syrdarya (12 510 units), Navoi (14 123 units) and Jizzakh (17 185 units) regions.

Operating enterprises and organizations (excluding farming enterprises)

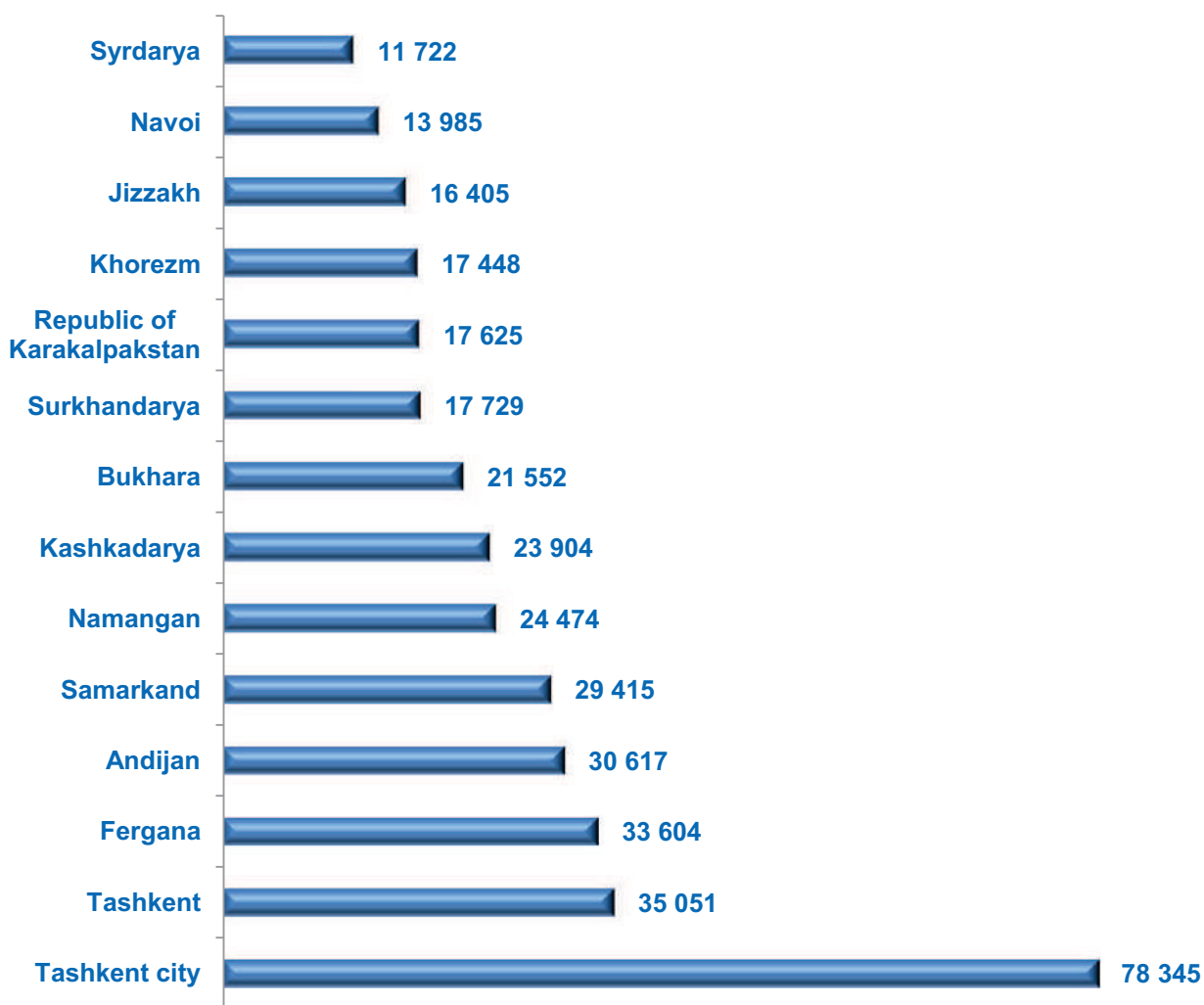
The number of operating enterprises and organizations, compared to the same period of last year, increased by 65.6 thousand units (21.4%), and total amount was 371.9 thousand units. In terms of economic activity, total number of operating enterprises and organizations in trade sector was 24.4%, industry - 17.9%, construction - 8.7%, agriculture, forestry and fisheries - 7.3%, in the sphere of accommodation and food services - 6.3%, transportation and storage - 4.0%, information and communication - 2.0%, healthcare and social services - 2.0%, other activities - 27.4%.

The share of operating enterprises and organizations by types of economic activity (excluding farming enterprises)



The largest number of operating enterprises and organizations are located in Tashkent city (78 345 units), Tashkent (35 051 units), Fergana (33 604 units), Andijan (30 617 units) and Samarkand (29 415 units) regions. The least number of enterprises and organizations were recorded in Syrdarya (11 722 units), Navoi (13 985 units) and Jizzakh (16 405 units) regions.

**The number of operating enterprises and organizations
in terms of regions, units
(excluding farming enterprises)**



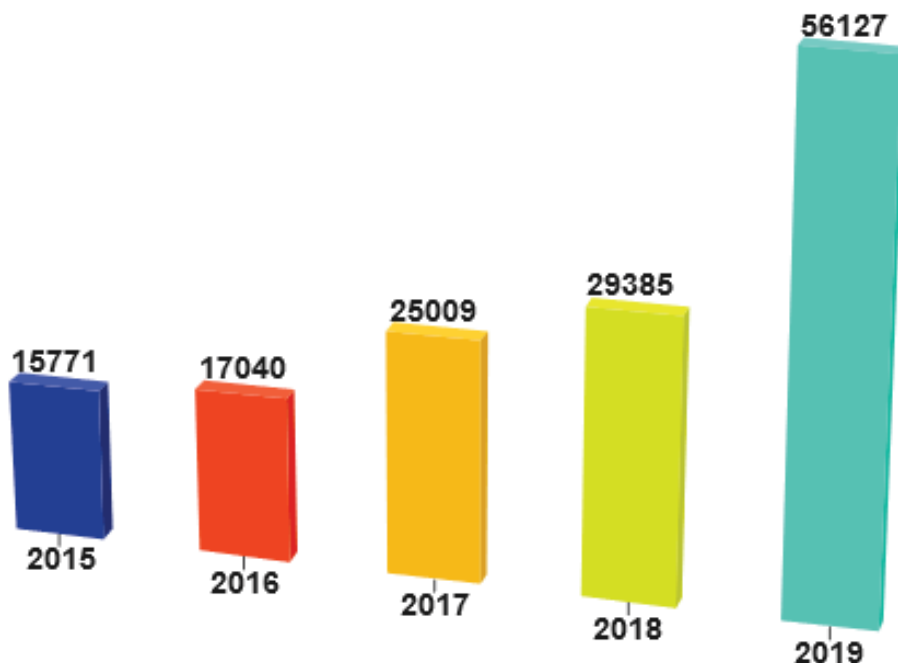
Thousand

Newly created enterprises and organizations (excluding farming enterprises)

In January-June 2019, 56 127 units of enterprises and organizations were created, which was 1.9 times more than the same period of last year.

Growth in total number of newly created enterprises and organizations in January-June 2015-2019, units

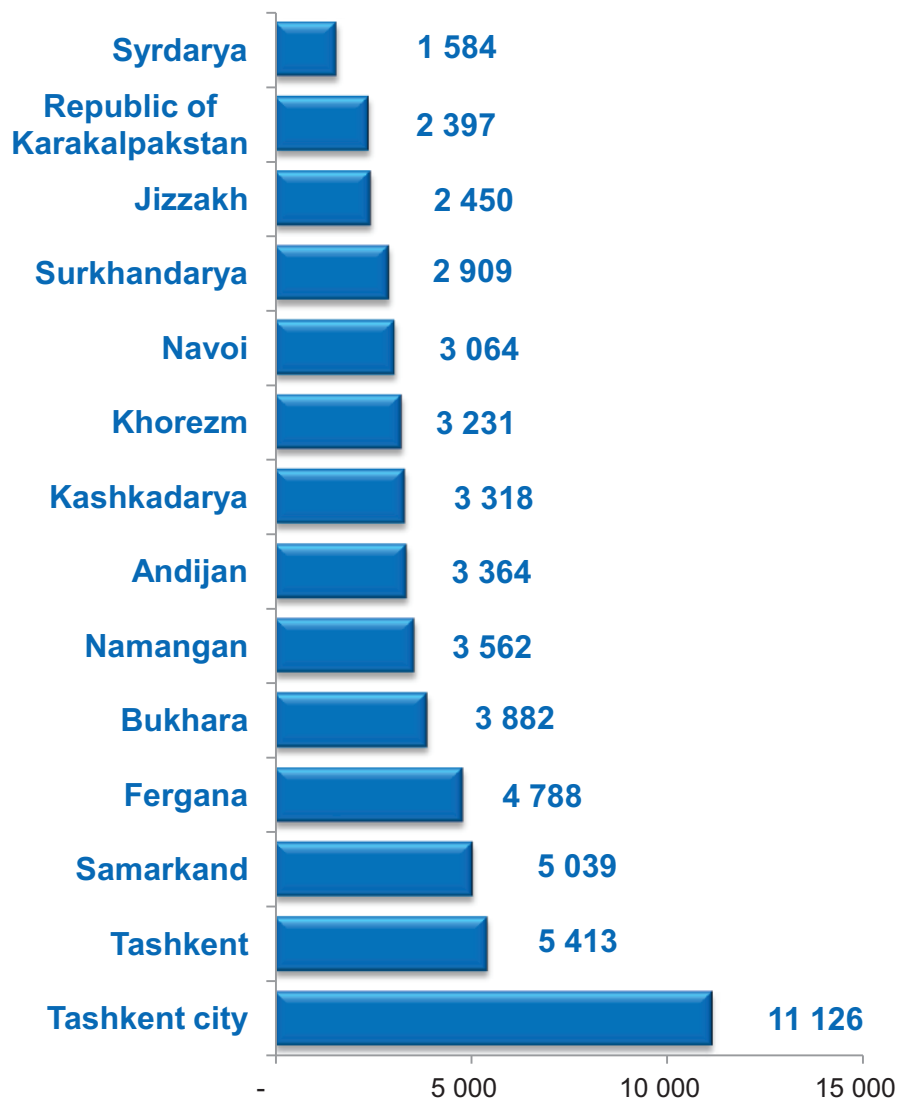
(excluding farming enterprises)



The largest part of newly created enterprises and organizations' total number in January-June 2019 falls on Tashkent city (11 126 units), Tashkent (5 413 units), Samarkand (5 039 units) and Fergana (4 788 units) regions. In contrast, Syrdarya (1 584 units), Jizzakh (2 450 units), Surkhandarya (2 909 units), Navoi (3 064 units), Khorezm (3 231 units) regions and the Republic of Karakalpakstan (2 397 units) demonstrated a low level.

The number of newly created enterprises and organizations
by regions, units January-June 2019

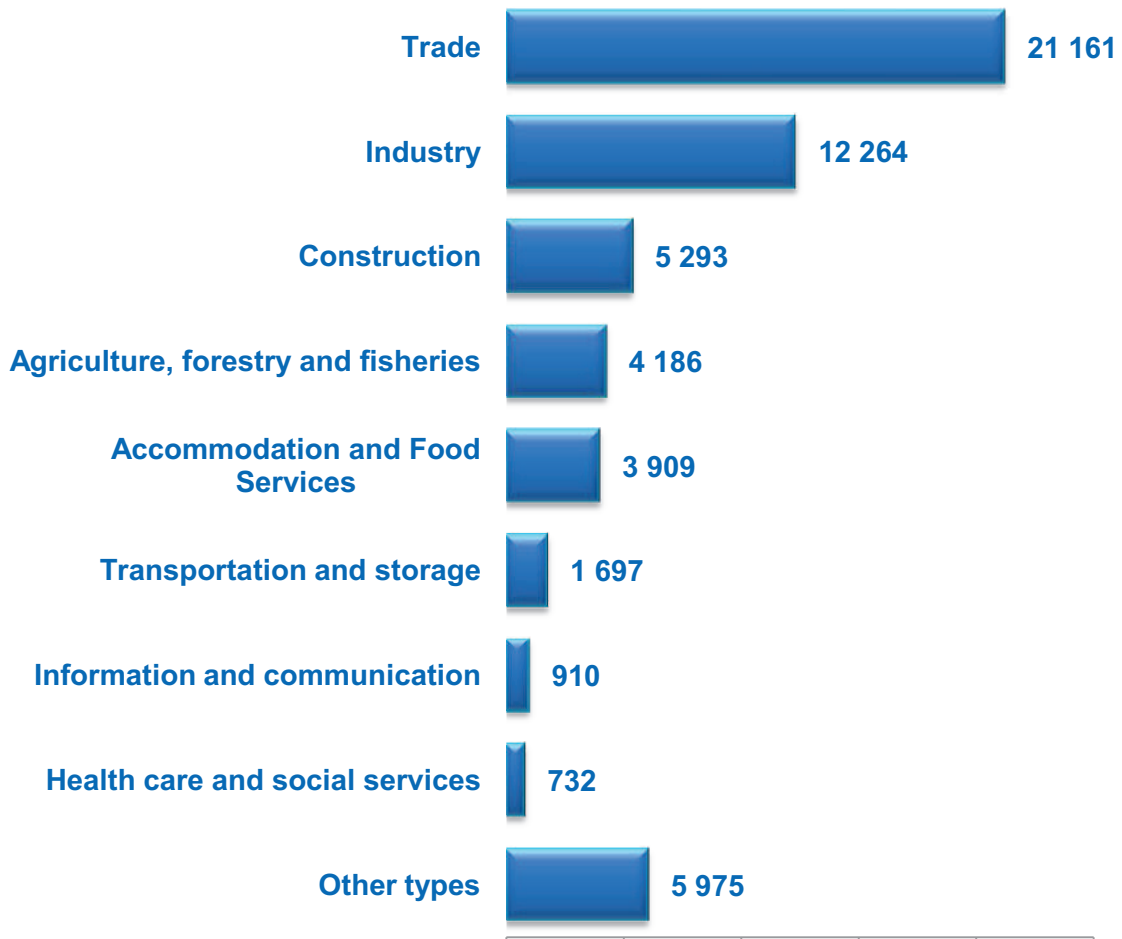
(excluding farming enterprises)



If considered by economic activity, the largest amount falls on trade (21 161 units), industry (12 264 units), construction (5 293 units), agriculture, forestry and fisheries (4186 units), the lowest - on health care and social services (732 units), information and communication (910 units), as well as in transportation and storage (1697 units).

**Number of newly created enterprises and organizations
by types of economic activity, (units)
in January-June 2019**

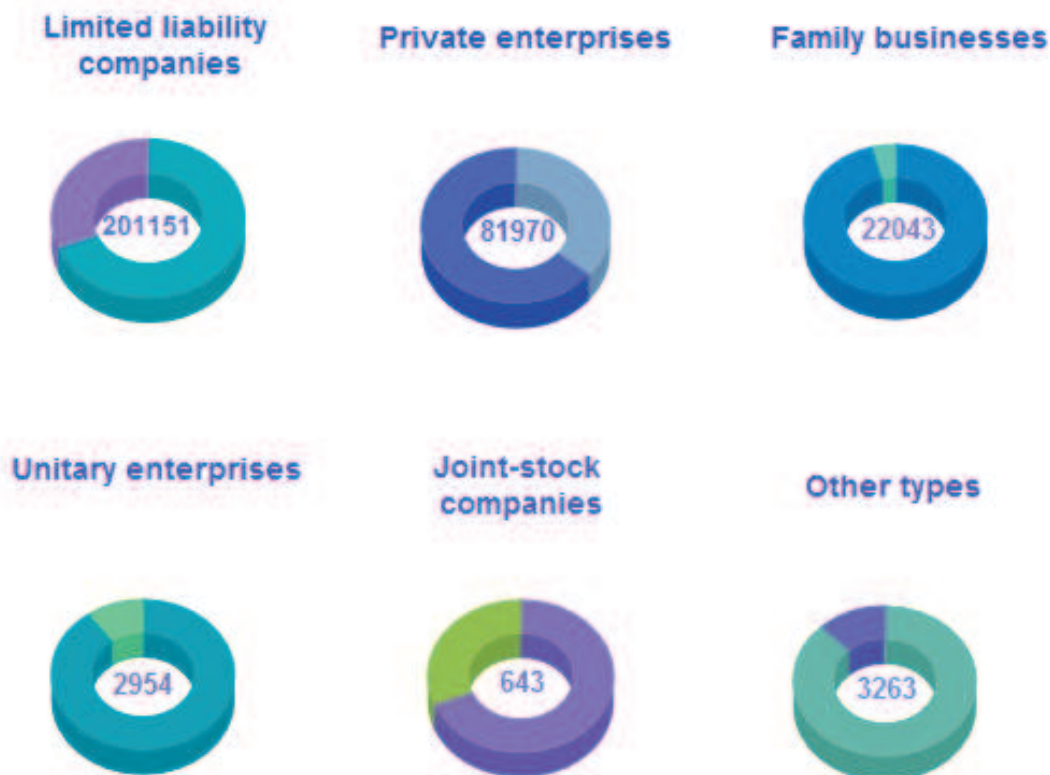
(excluding farming enterprises)



**Commercial enterprises
*(excluding farming enterprises)***

The number of operating commercial enterprises and organizations as of July 1, 2019 was 312.0 thousand units, of which 82.0 thousand units - private enterprises, 22.0 thousand units - family businesses, 201.2 thousand units - limited liability companies and 6.8 thousand units - other enterprises and organizations.

The number of operating commercial enterprises according to the
Classification of organizational and legal forms, units
(excluding farming enterprises)

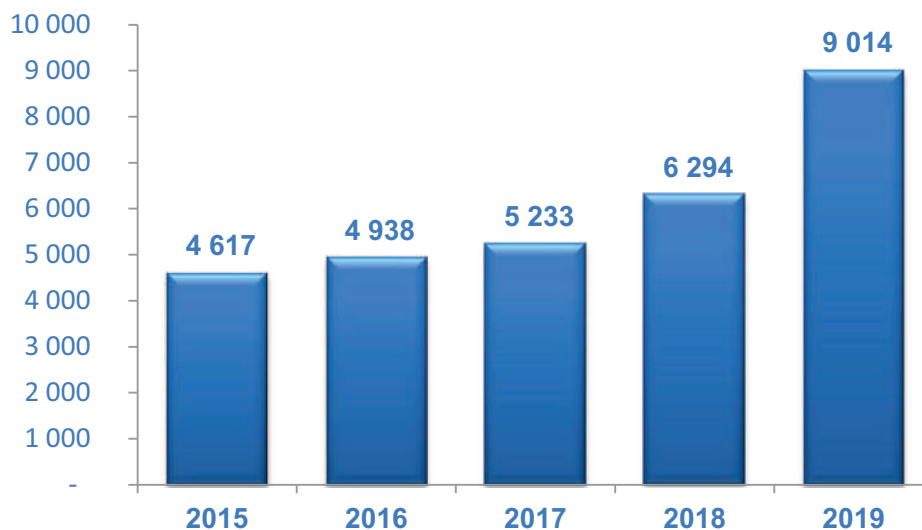


Enterprises with foreign capital

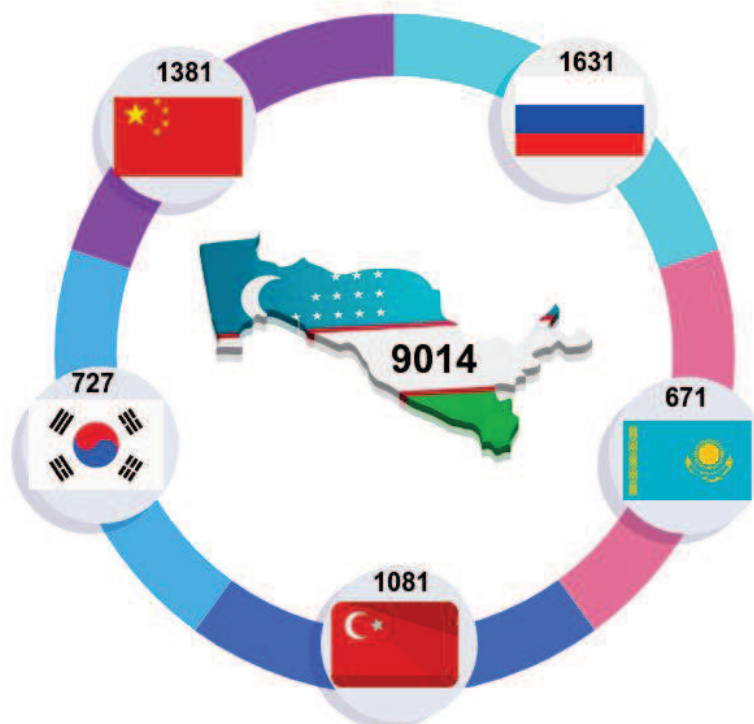
As of July 1, 2019, the number of operating enterprises with foreign capital amounted to 9 014 units. Compared to the same period of last year, increased by 2 720 units, or 43.2%. The main part belongs to the entities of the Russian Federation, the Republic of Turkey, the People's Republic of China, the Republic of Kazakhstan and the Republic of Korea.

The largest number of operating enterprises and organizations in terms of regions, falls on Tashkent city (5 427 units), Tashkent (987 units), Samarkand (465 units) and Fergana (348 units) regions. The least number falls on Khorezm (111 units), Syrdarya (129 units) regions and the Republic of Karakalpakstan (135 units).

Dynamics of growth of operating enterprises with foreign capital by years, units

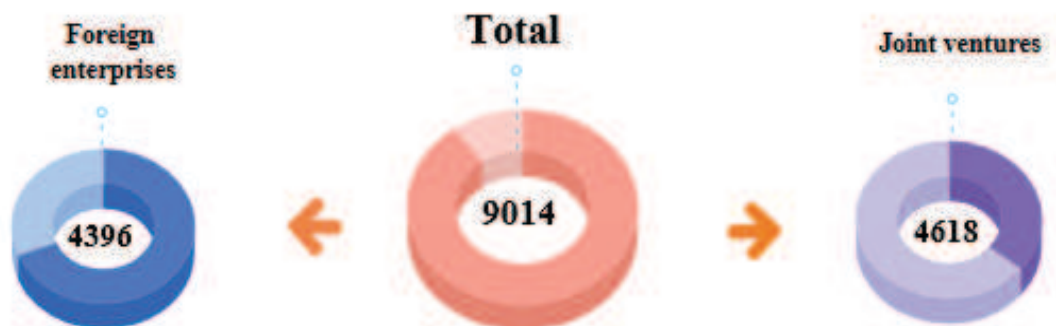


The number of operating enterprises with foreign capital in variety of countries, units

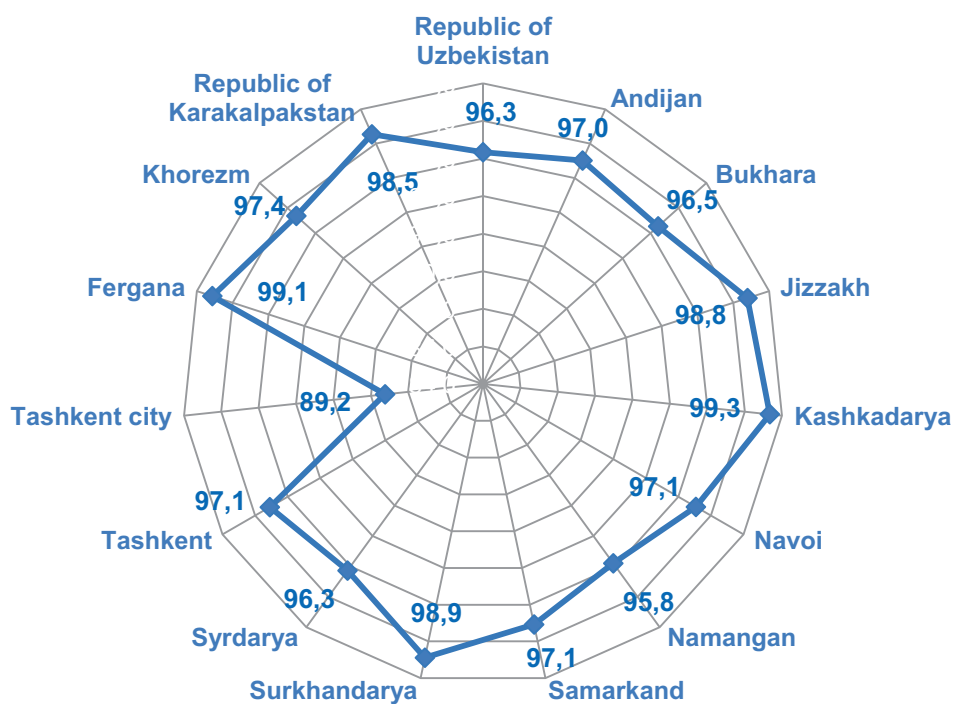


It should be noted that 4 618 enterprises with foreign capital are joint, 4396 - foreign.

The number of joint ventures and foreign enterprises in the structure of operating companies with foreign capital, units



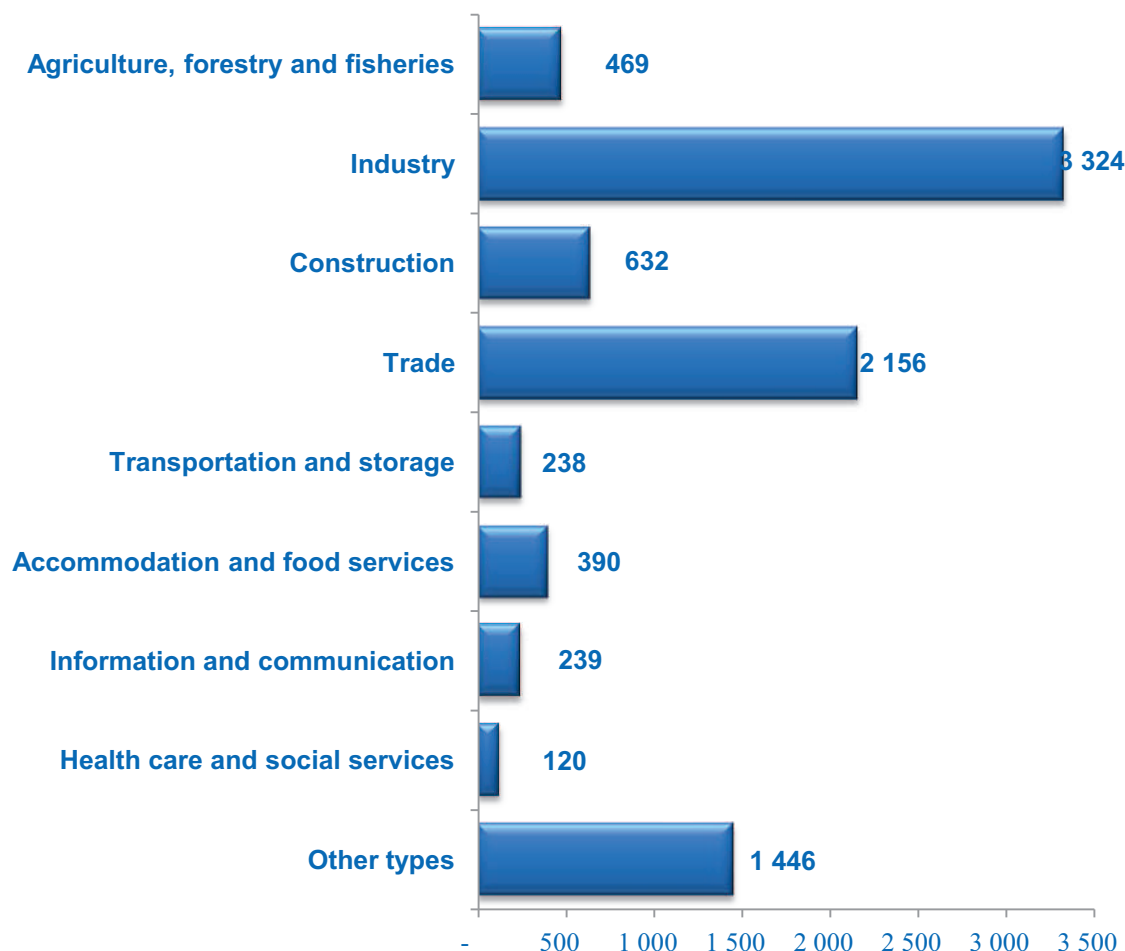
The level of activity of enterprises with foreign capital by regions, %



Number of operating enterprises with foreign capital by regions,
units

	Number of enterprises	of total, %
Republic of Uzbekistan	9 014	100
Republic of Karakalpakstan	135	1,5
<i>regions:</i>		
Andijan	260	2,9
Bukhara	223	2,5
Jizzakh	164	1,8
Kashkadarya	151	1,7
Navoi	166	1,8
Namangan	182	2,0
Samarkand	465	5,2
Surkhandarya	266	3,0
Syrdarya	129	1,4
Tashkent	987	10,9
Fergana	348	3,9
Khorezm	111	1,2
Tashkent city	5427	60,2

The number of operating enterprises with the foreign capital by types of economic activity, units



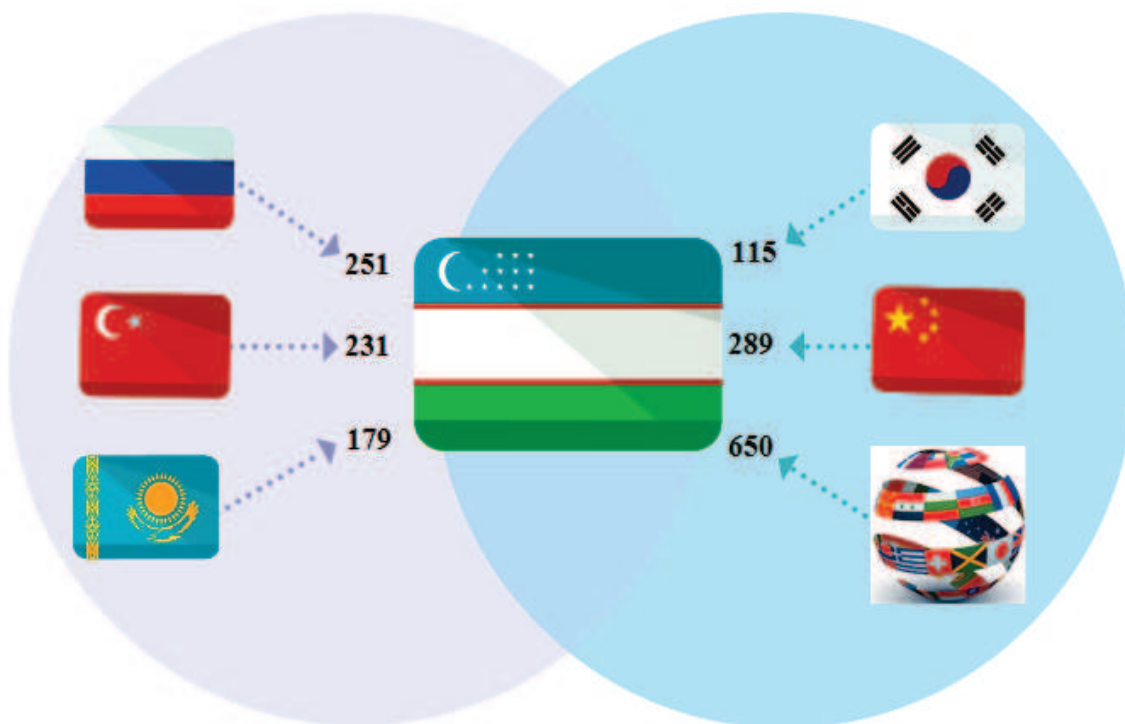
The newly created enterprises with foreign capital

In January-June 2019, 1 715 units of new enterprises with foreign capital were created in the republic.

In comparison with the same period of last year, this figure increased by 752 units.

The main part of enterprises with the participation of foreign capital falls on Tashkent city - 926 units (54.0%), Tashkent - 150 units (8.7%) and Surkhandarya - 92 units (5.4%) regions. The smallest share was recorded in the Republic of Karakalpakstan - 20 units (1.2%), Syrdarya - 26 units (1.5%) and Khorezm regions - 38 units (2.2%).

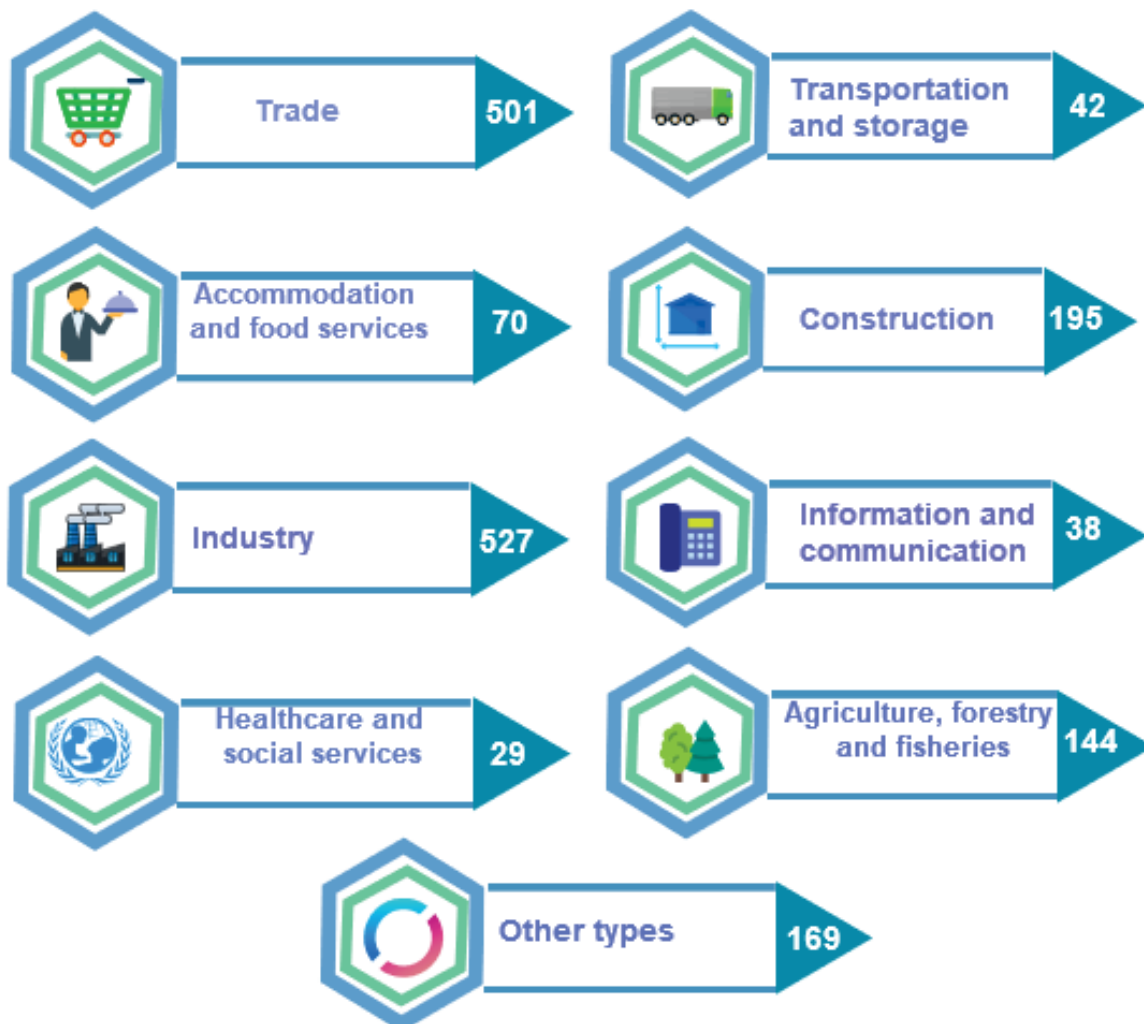
Number of newly created enterprises with foreign capital in January-June 2019 in the context of countries, units



At the same time, with the capital participation of residents of the Russian Federation, the increase was 251 enterprises, the Republic of Turkey - 231, China - 289, the Republic of Kazakhstan - 179 and the Republic of Korea - 115. Residents of the Islamic Republic of Afghanistan, the Republic of India, the Federal Republic of Republic of Germany, Ukraine, Republic of Azerbaijan, etc.

If considered the number of newly created enterprises with the participation of foreign capital by types of economic activity, the largest number falls on industry - 527 units (30.7%), trade - 501 units (29.2%), construction - 195 units (11.4%), agriculture, forestry and fisheries - 144 units (8.4%), the smallest - for healthcare and the provision of social services - 29 units (1.7%), information and communication - 38 units (2.2%), transportation and storage - 42 units (2.4%), as well as services for accommodation and food services - 70 units (4.1%).

**Number of newly created enterprises with foreign capital in
January-June 2019, by type of economic activity, units**

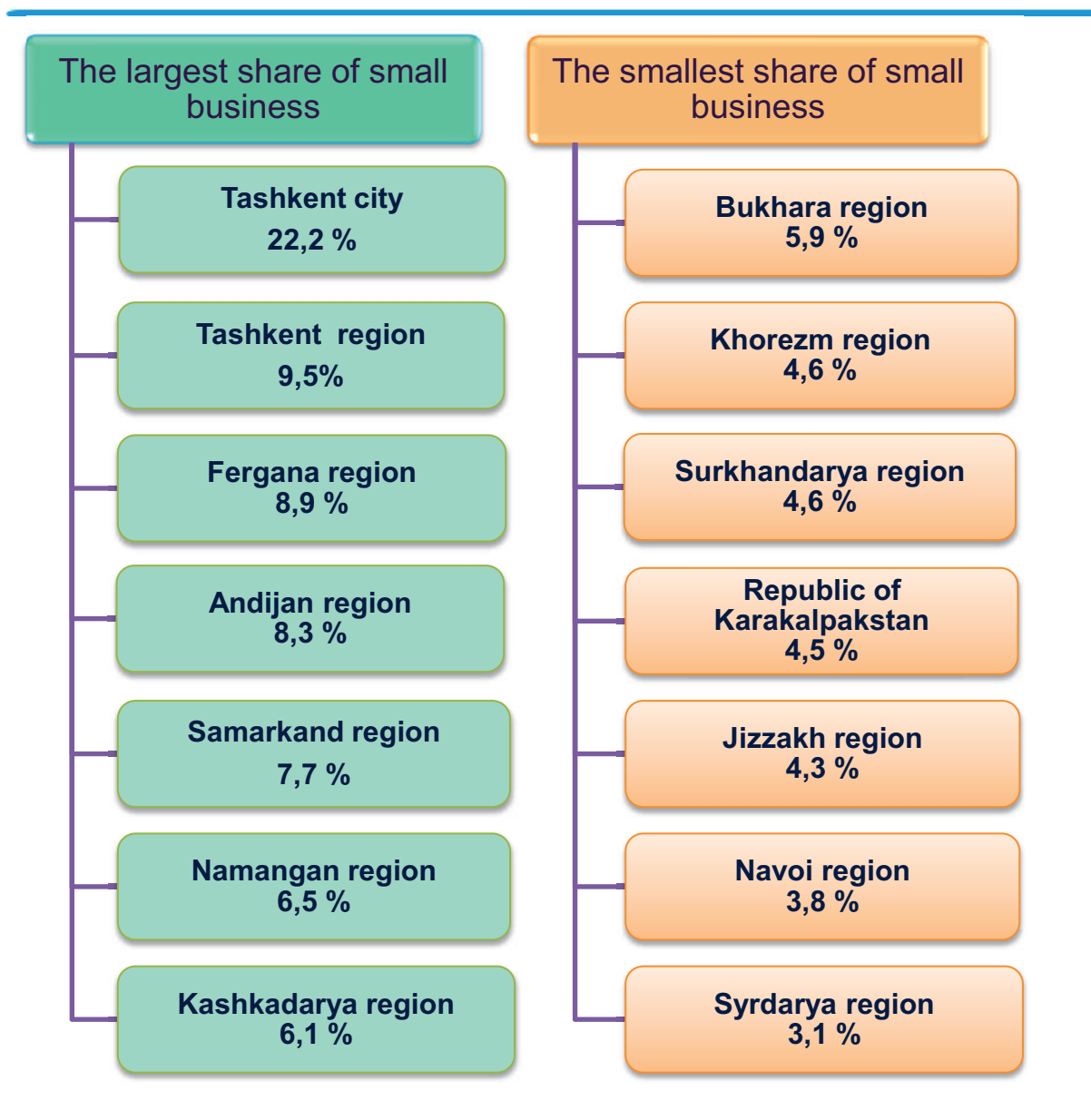


**Number of small enterprises and microfirms
(excluding farming enterprises)**

As of July 1, 2019, the number of operating small enterprises and microfirms in the republic amounted to 309.7 thousand units. This figure was more than the same period of last year by 25.0%. The main part of operating small enterprises and microfirms falls on Tashkent city - 68.8 thousand units (22.2%), Tashkent - 29.3 thousand units (9.5%), Fergana - 27.7 thousand units (8.9%) and Andijan regions - 25.7 thousand units (8.3%).

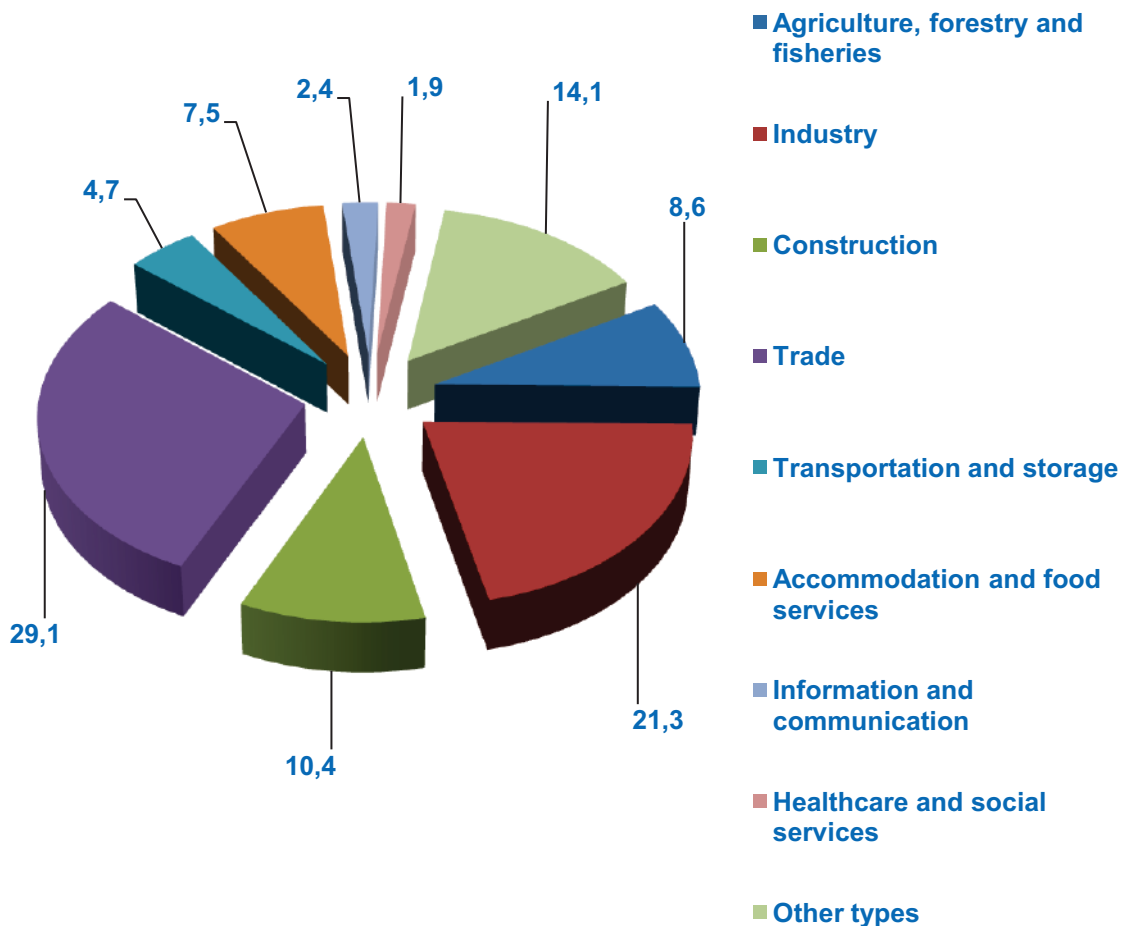
The share of regions in total number of operating small enterprises and microfirms

(excluding farming enterprises)



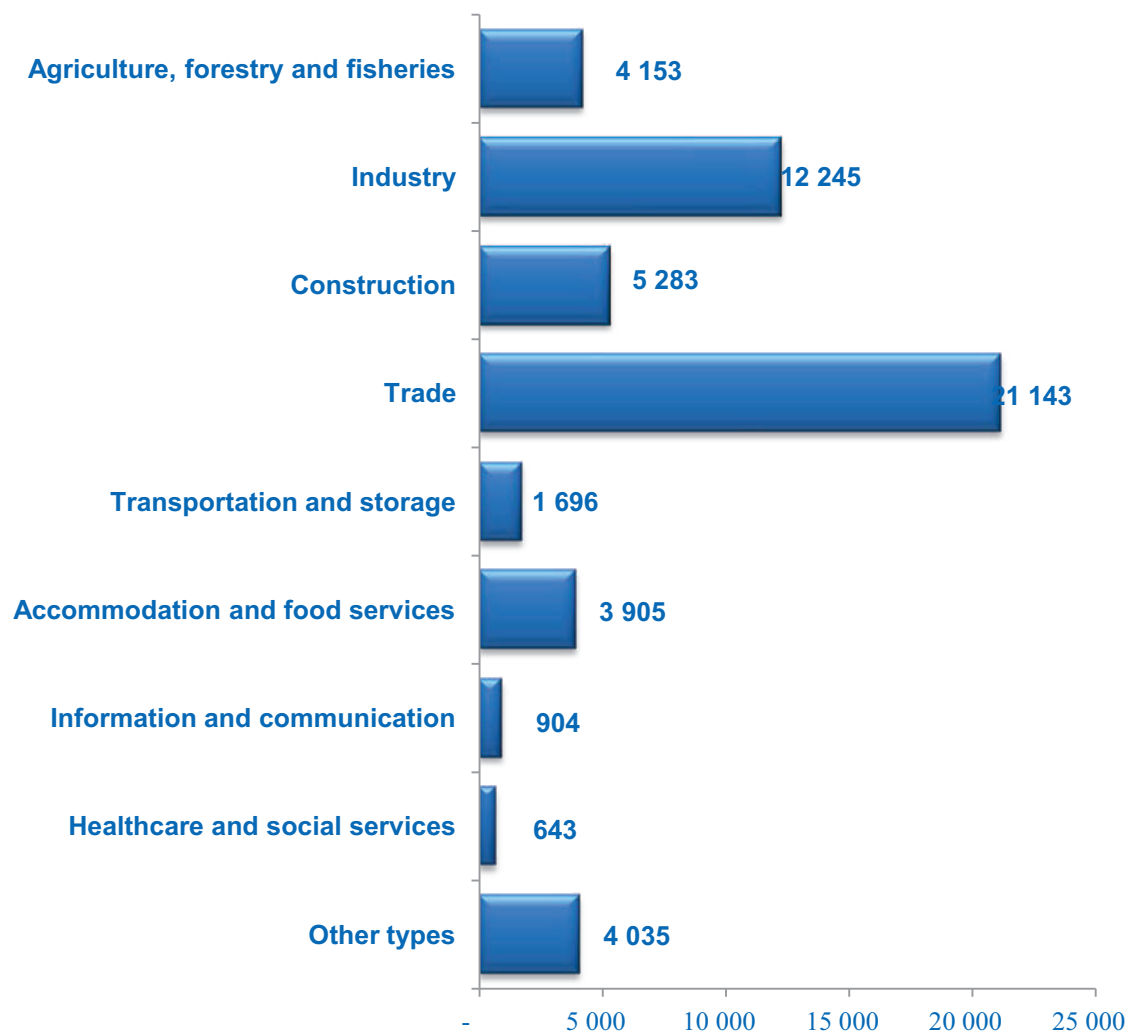
If considered the number of operating small enterprises and microfirms by types of economic activity, the largest number falls on trade - 90.2 thousand units (29.1%), industry - 66.0 thousand units (21.3%), construction - 32.2 thousand units (10.4%), agriculture, forestry and fisheries - 26.4 thousand units (8.6%), the smallest - information and communication - 7.3 thousand units (2.4%), healthcare and social services - 5.9 thousand units (1.9%), as well as transportation and storage services - 14.7 thousand units (4.7%).

Share of operating small enterprises and microfirms by types
of economic activity, %
(excluding farming enterprises)



According to the results for January - June 2019 the number of newly created entities of small businesses and microfirms was 54.0 thousand units, which was 2.1 times more than the same period of last year. A significant part of total number was recorded in Tashkent city (10 763 units), Tashkent (5 229 units), Samarkand (4 806 units) and Fergana (4 622 units) regions. Their smallest share falls on Syrdarya (1 524 units), Jizzakh (2 326 units), Surkhandarya (2 825 units), Navoi (2 972 units) regions, and also the Republic of Karakalpakstan (2 306 units).

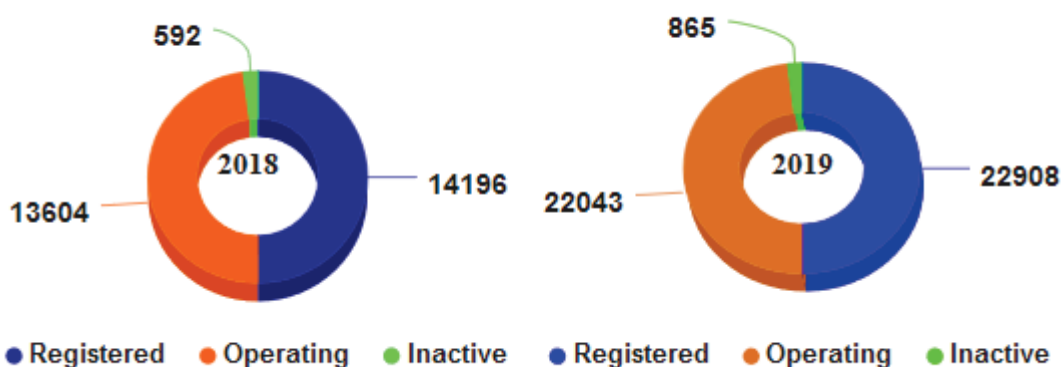
The number of newly created small enterprises and microfirms
in January-June 2019 by economic activity, units
(excluding farming enterprises)



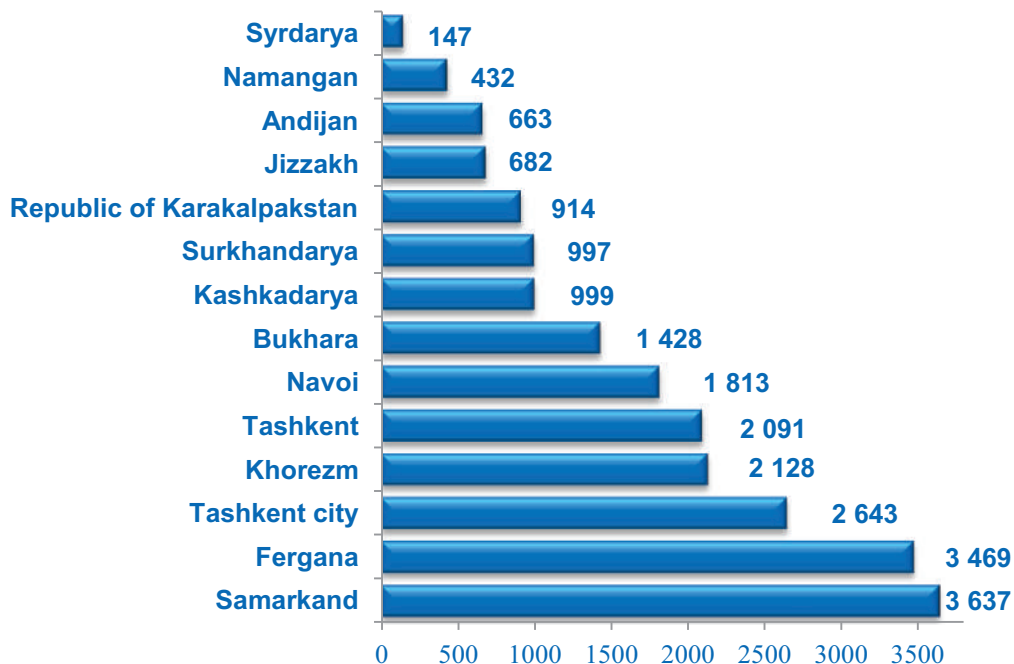
If considered their number by types of economic activity, the largest part was accounted for trade – 21 143 units, industry – 12 245 units, construction – 5 283 units, agriculture, forestry and fisheries – 4 153 units. The smallest number was in the field of healthcare and the provision of social services - 643 units, information and communication - 904 units, as well as in the field of transportation and storage - 1 696 units.

As of July 1, 2019, the number of registered family enterprises that have passed the state registration as legal entities was 22 908 units, of which operating enterprises reached 22 043 units, or 96.2%. Compared to the previous year, the growth in the number of registered and operating family enterprises was 61.7% on average.

Dynamics of family enterprises, units

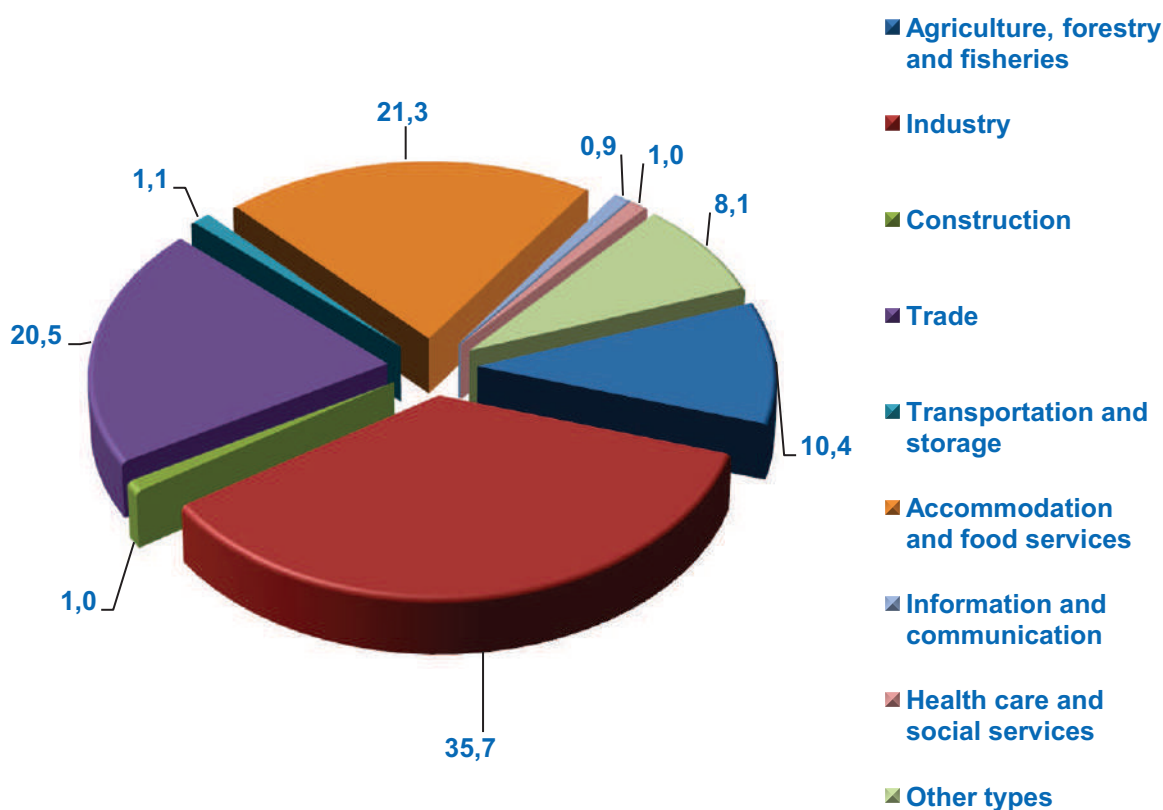


The number of operating family businesses by regions, units



If considered the number of operating family enterprises by types of economic activity, the main share was accounted for industry - 35.7%, or 7 869 units, accommodation and food services - 21.3%, or 4 691 units, trade - 20, 5%, or 4 518 units, agriculture, forestry and fisheries - 10.4%, or 2 299 units, construction - 1.0%, or 211 units, transportation and storage - 1.1%, or 236 units, healthcare and social services - 1.0%, or 220 units, information and communication - 0.9%, or 205 units and other types - 8.1%, or 1 794 units.

The share of operating family enterprises by types of economic activities, %



If considered the number of operating family enterprises by types of economic activity as of July 1, 2019, the largest number was in industry and accommodation and food services, the smallest in healthcare and the provision of social services, as well as information and communication.

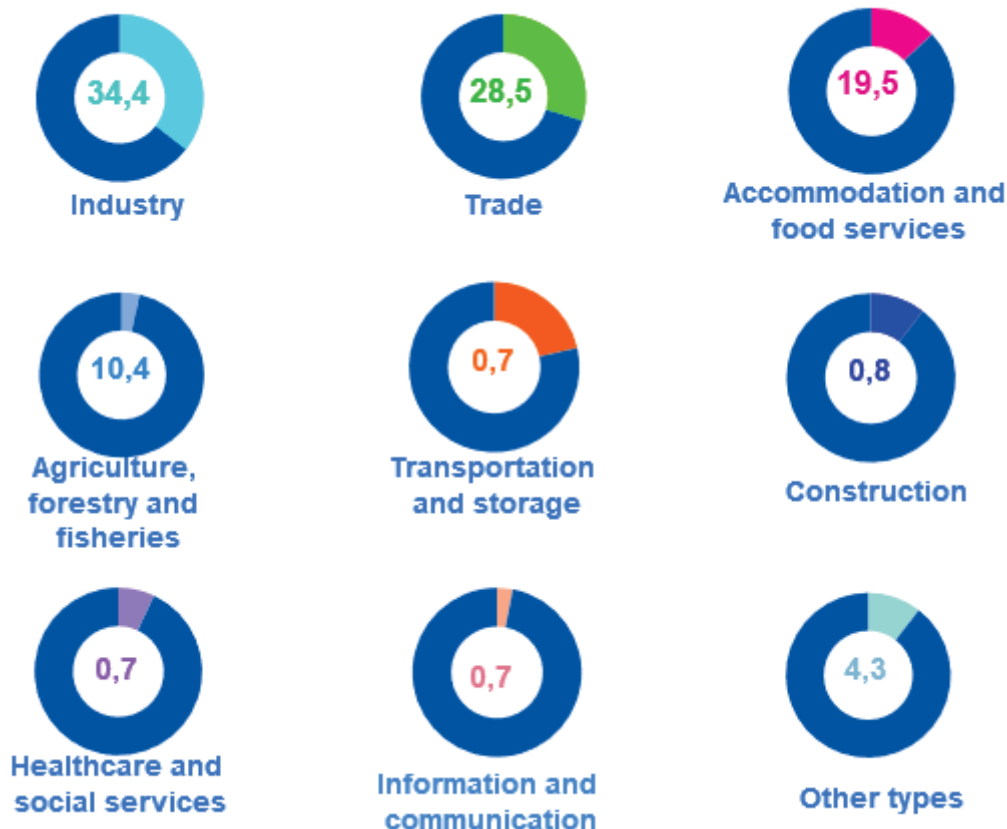
Number of newly created family enterprises in January-June
2019, units

	Number of enterprises	of total, %
Republic of Uzbekistan	6 861	100
Republic of Karakalpakstan	258	3,8
<i>regions:</i>		
Andijan	100	1,4
Bukhara	494	7,2
Jizzakh	174	2,5
Kashkadarya	347	5,1
Navoi	1 084	15,8
Namangan	121	1,8
Samarkand	1 261	18,4
Surkhandarya	277	4,0
Syrdarya	61	0,9
Tashkent	542	7,9
Fergana	768	11,2
Khorezm	907	13,2
Tashkent city	467	6,8

According to the results for January-June 2019, the number of newly created family enterprises was more than 6.9 thousand units, which were 3.1 more than the same period of last year. A significant part of their total number was recorded in Samarkand (1 261 units), Navoi (1 084 units), Khorezm (907 units) and Fergana (768 units) regions. Their smallest share falls on Syrdarya (61 units), Andijan (100 units) and

Namangan (121 units) regions.

Share of newly created family enterprises by types of
economic activity in January-June 2019, %



If considered the number of newly created family enterprises by types of economic activity, their main share was accounted for industry - 34.4%, or 2 357 units, trade - 28.5%, or 1 956 units, accommodation and food services - 19.5%, or 1 340 units, agriculture, forestry and fisheries - 10.4%, or 712 units, construction - 0.8%, or 53 units, transportation and storage - 0.7%, or 50 units, healthcare and social services - 0.7%, or 51 units, information and communication - 0.7%, or 46 units and other types - 4.3%, or 296 units.

**Maintenance and System Service of
Statistical Registers
Tel: 71-230-80-90 (91)**