



State Committee of the Republic of Uzbekistan on Statistics



Enterprises and organizations

(As of February 1, 2019)
(without farmer and dekhkan farms)

In January 2019 in the Republic of Uzbekistan the number of newly created enterprises and organizations amounted to over 13.2 thousand units, which is 8.1 thousand units more than the same period last year.

As a result, the number of existing enterprises and organizations from the beginning of the year increased by 46.6 thousand units (16.1 %) and amounted to 335.7 thousand units.

351,3 ths.unit.

Registered


13,2 ths.unit.

Newly created



335,7 тыс. ед.

Active



A number of positive changes are occurring in our country related to the acceleration of the development of small and medium-sized businesses, and therefore a favorable business environment is being created. Important decisions are made in the legislation in the field of state registration and accounting of business entities, as well as improving the automated system of state registration. All this is a necessary factor for the creation and development of private business by the public and foreign investors.

As of February 1, 2019

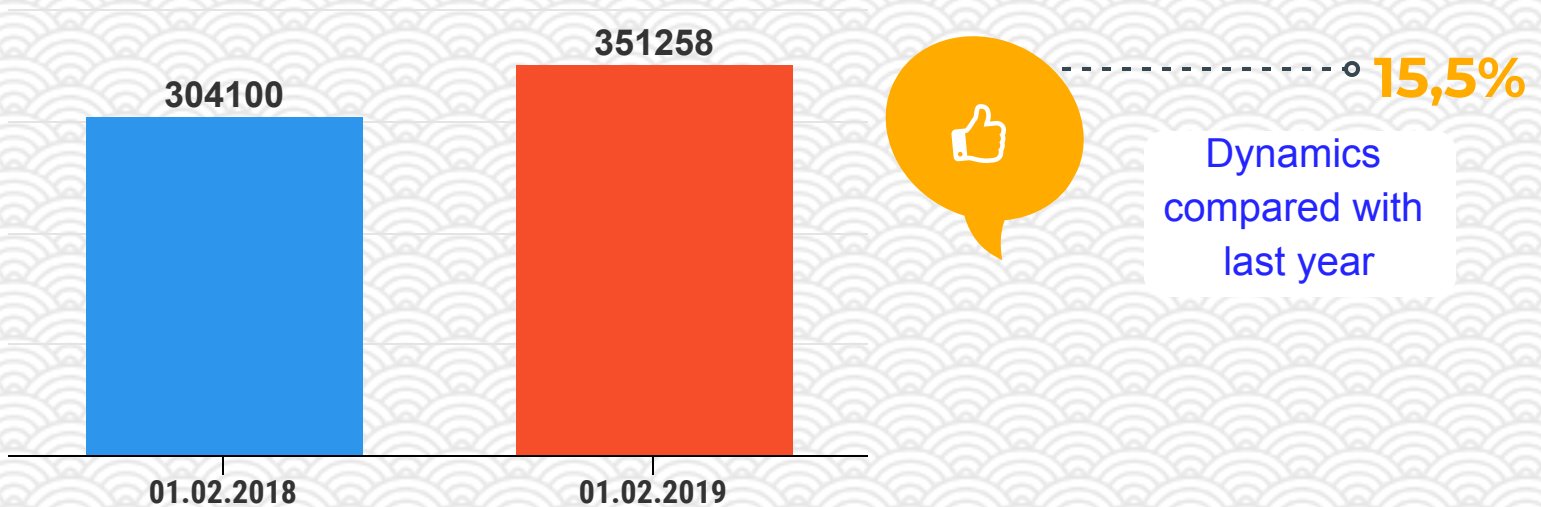
number of registered enterprises and organizations

(without farmer and dekhkan farms)



amounted to 351.3 ths. units

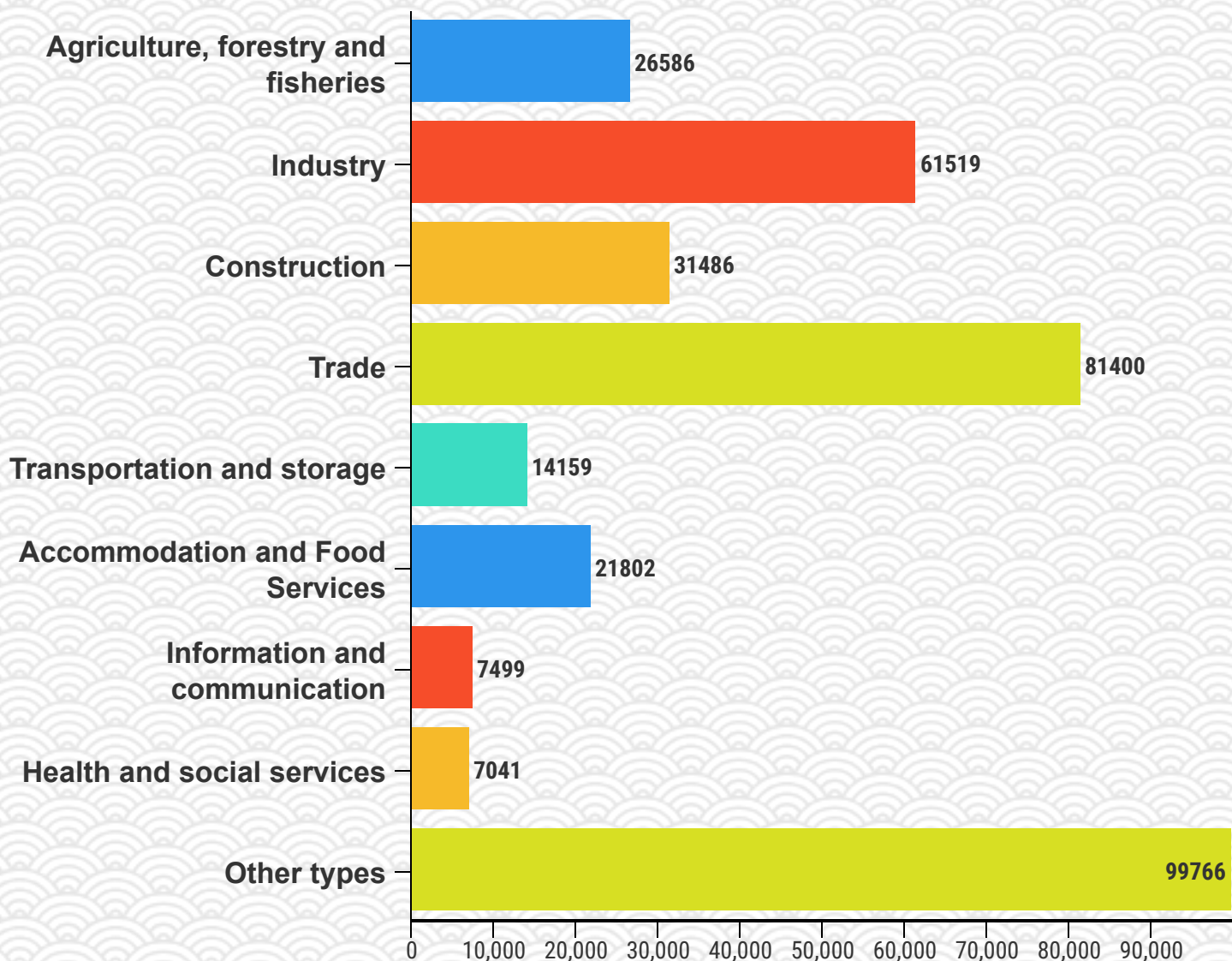
Registered enterprises, unit.



As of February 1, 2019, the number of registered enterprises and organizations was 351.3 thousand units, which is 15.5 % more than the same period last year. In terms of their economic activities in the field of trade, 23.2 % accounted for, 17.5 % in industry, 9.0 % in construction, 7.6 % in agriculture, forestry and fisheries, 6.2 % in accommodation and food services , transportation and storage - 4.0 %, information and communication - 2.1 %, health and social services - 2.0 %, in other areas of economic activity - 28.4 %.

The number of registered enterprises and organizations by economic activity, units

(without farmer and dekhkan farms)



If we consider the number of registered enterprises and organizations by type of economic activity, then the trade sector accounts for 81400 units, industry - 61519, construction - 31486, agriculture, forestry and fisheries - 26586, accommodation and food services - 21802, transportation and storage - 14159, information and communication - 7499, health and social services - 7041, other areas of economic activity - 99766 units.,

Operating legal entities

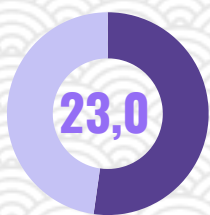
(without farmer and dekhkan farms)



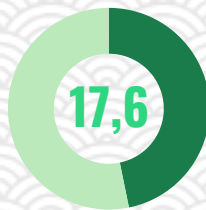
The number of active enterprises and organizations, compared with the same period last year, increased by 46.6 thousand units (16.1 %), their total number was 335.7 thousand units.

Share of acting legal entities by type of economic activity, %

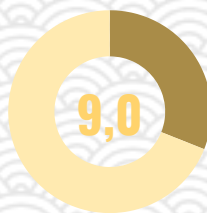
(without farmer and dekhkan farms)



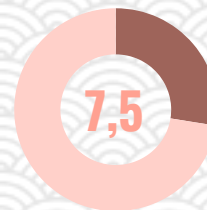
Trade



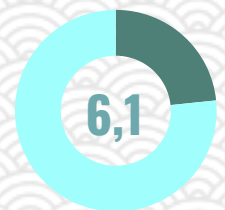
Industry



Construction



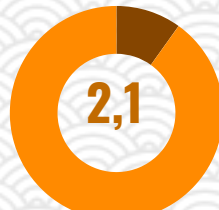
Agriculture, forestry
and fisheries



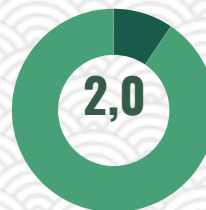
Accommodation and
food services



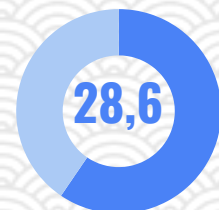
Transportation and
storage



Information and
communication



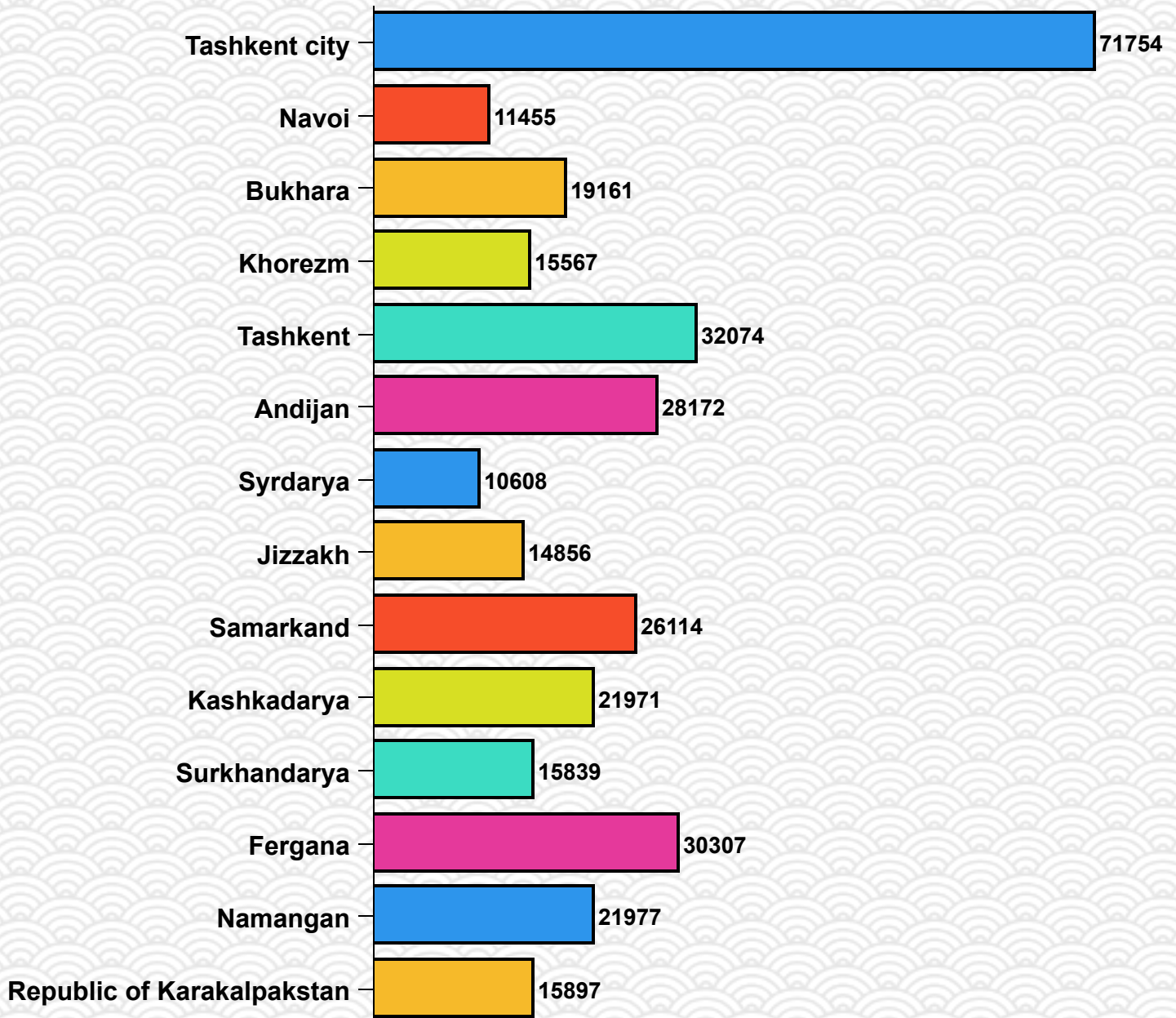
Health and social
services



Other types

The number of active enterprises and organizations by region, units

(without farmer and dekhkan farms)



The largest number of existing enterprises and organizations are located in Tashkent (71754 units), Tashkent (32074 units), Fergana (30307 units), Andijan (28172 units) and Samarkand (26114 units) regions. In Syrdarya (10608 units), Navoi (11455 units) and Jizzakh (14856 units) regions, a small number of enterprises and organizations were recorded.



Newly created legal entities

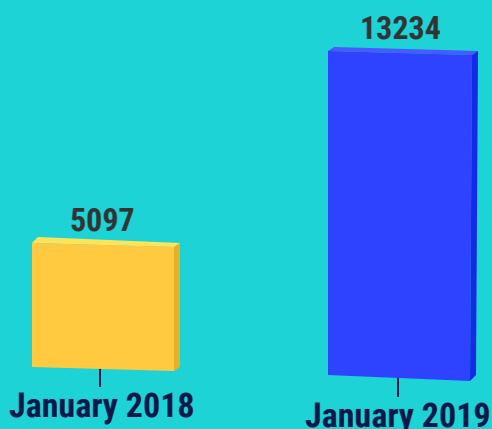
(without farmer and dekhkan farms)

In January 2019, 13234 units of enterprises and organizations were created, which is 8137 units more than in the same period of 2018.



Growth dynamics of newly created enterprises and organizations, units

for the same period in 2017, an increase of 715 units



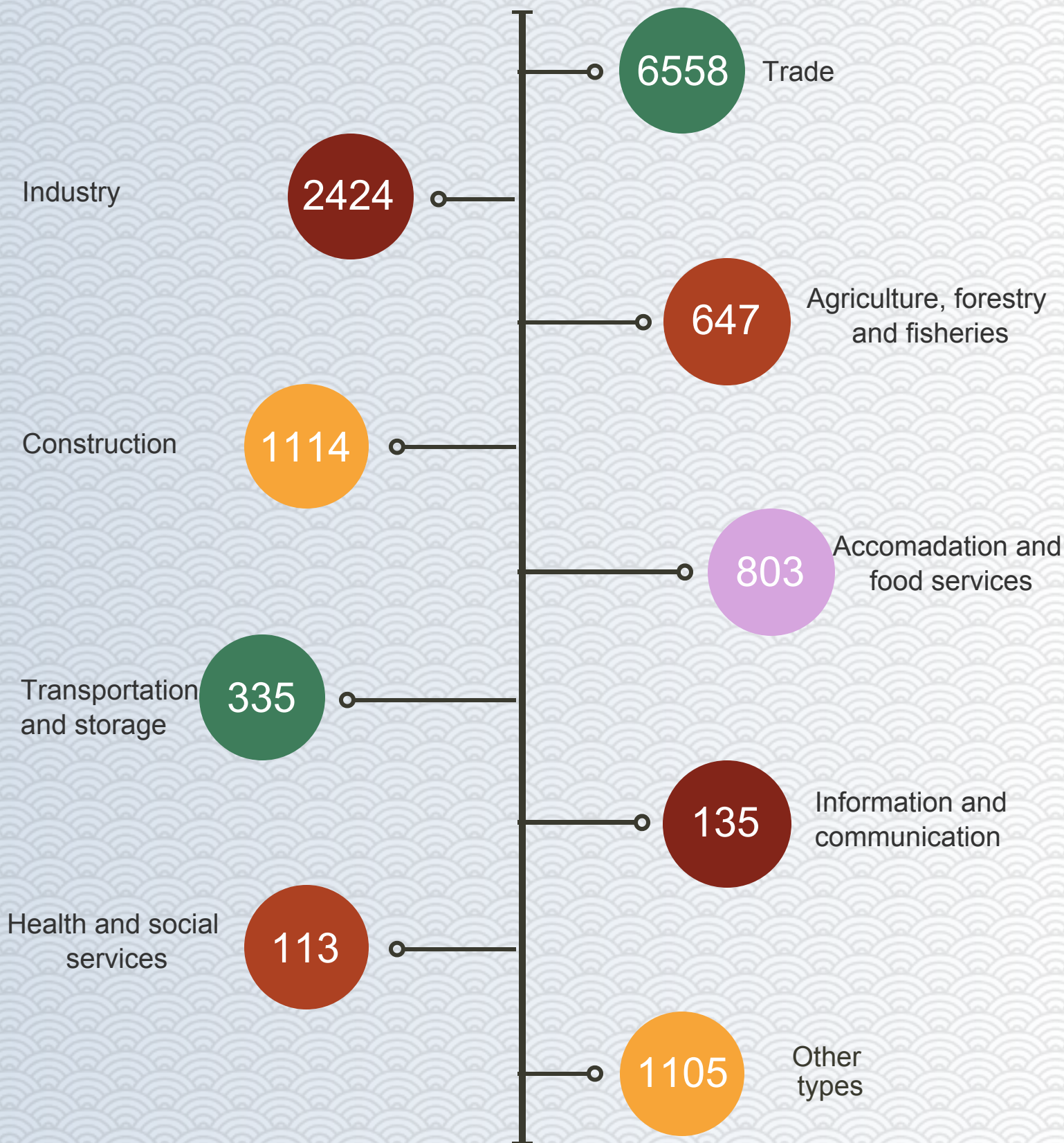
for the same period in 2018, an increase of 8137 units



If we consider the number of newly created enterprises and organizations by type of economic activity, the main part falls on the trade sector (6558 units), industry (2424 units), construction (1114 units), agriculture, forestry and fisheries (647 units). The smallest number is observed in the field of health care and the provision of social services (113 units), information and communication (135 units), as well as in the field of transportation and storage (335 units).

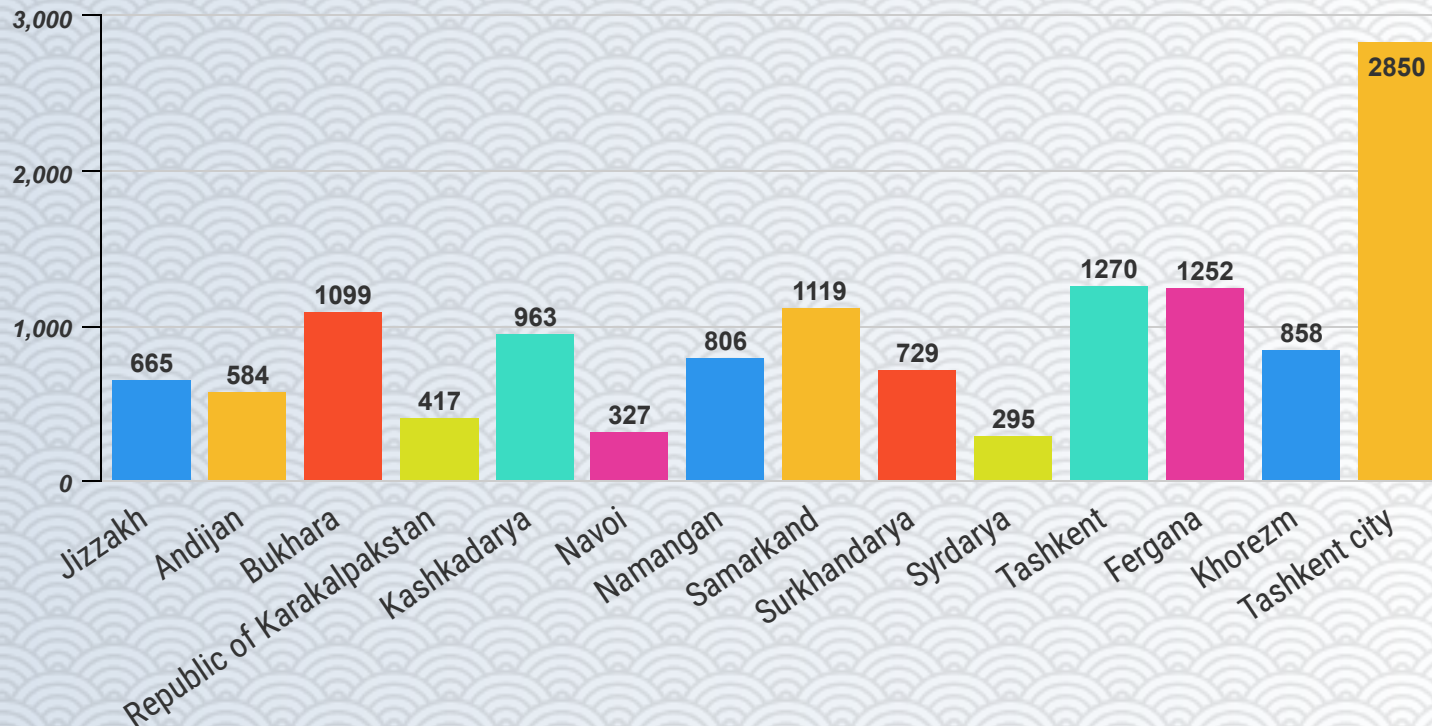
Number of newly created enterprises and organizations by type of economic activity, units

(without farmer and dekhkan farms)



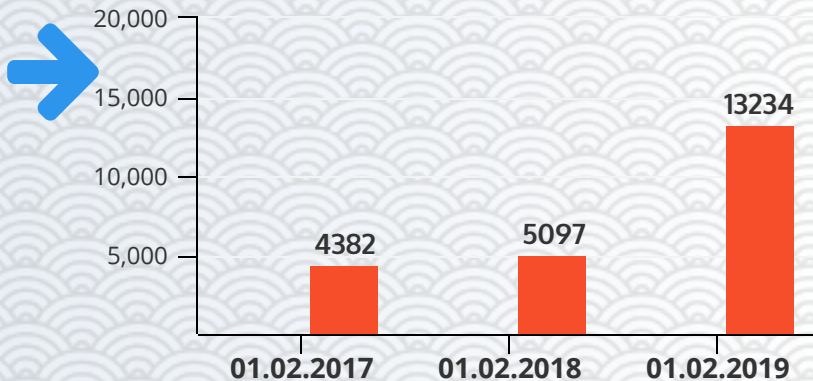
Number of newly created enterprises and organizations by region, units

(without farmer and dekhkan farms)



The largest part of the total number of newly created enterprises and organizations falls on the Tashkent city (2580 units), Tashkent (1270 units), Samarkand (1119 units) and Fergana (1252 units) regions. In contrast, Syrdarya (295 units), Navoi (327 units) and Khorezm (858 units) regions demonstrated a low level of their creation.

The number of newly created enterprises and organizations by year



■ Growth rates of enterprises, units

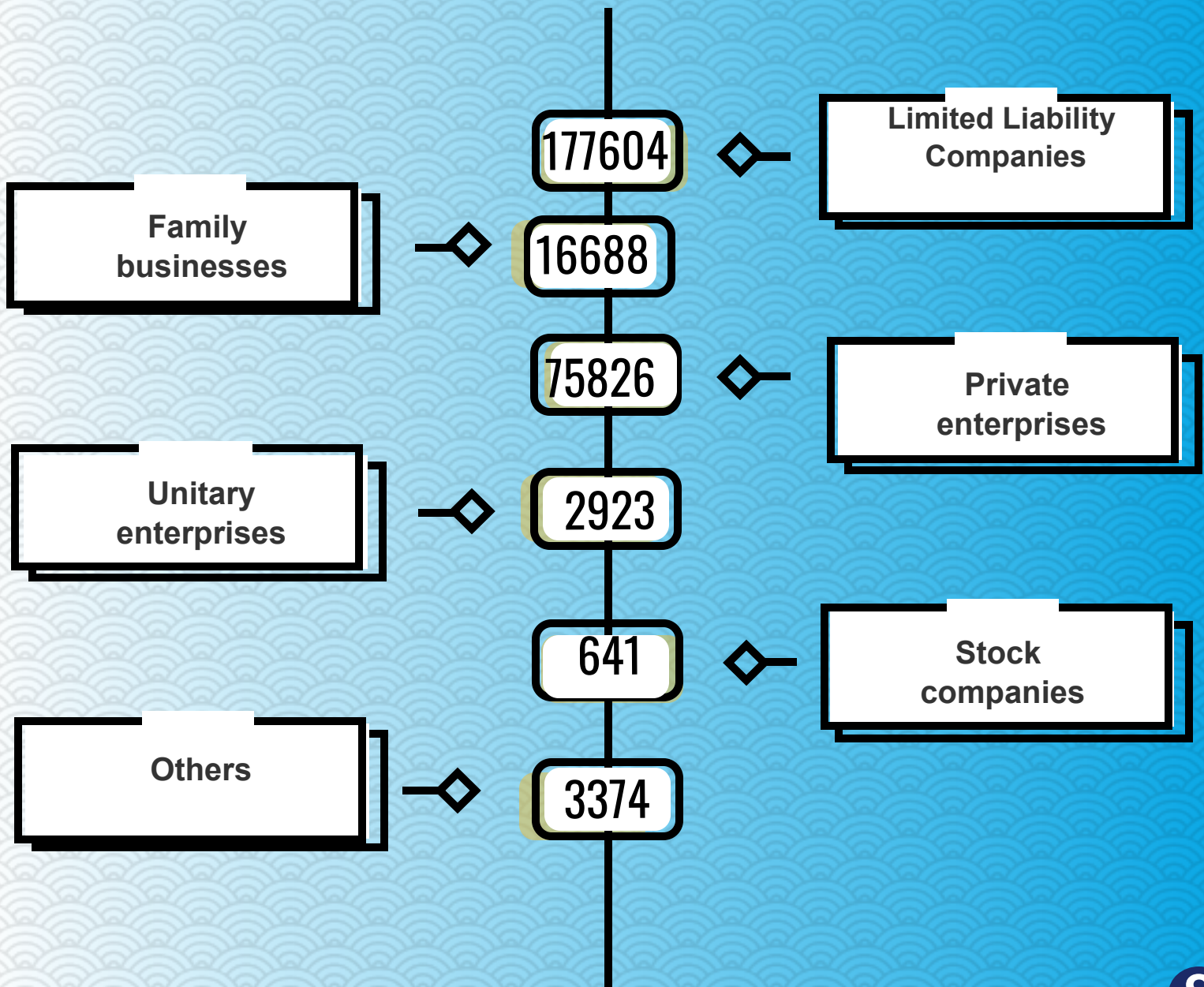
COMMERCIAL ENTERPRISES

The number of active commercial enterprises and organizations as of February 1, 2019 reached 277.0 thousand units

(without farmer and dekhkan farms)

(as of February 1, 2019)

The number of existing commercial enterprises according to the Classifier of organizational and legal forms, units



Enterprises with foreign capital



7810
units

Compared to the same period last year,
their number increased by 39.3 %

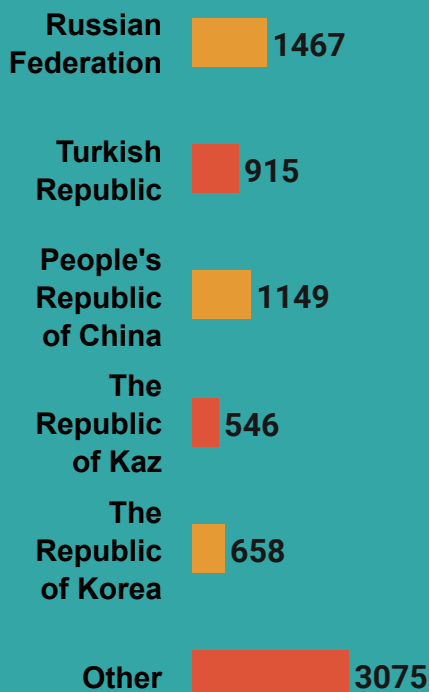
**The number of
active enterprises
with foreign capital**

Most of them belong to the Russian Federation, the Republic of Turkey, the People's Republic of China, the Republic of Kazakhstan and the Republic of Korea.


As of February 1, 2019, the number of active enterprises with foreign capital amounted to 7810 units. Compared to the same period last year, their number increased by 2202, or 39.3 %. Most of them belong to the Russian Federation, the Republic of Turkey, the People's Republic of China, the Republic of Kazakhstan and the Republic of Korea.



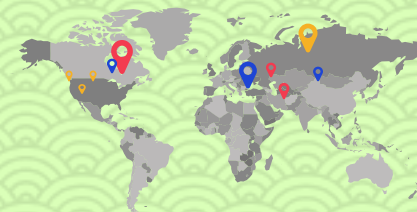
Number of active enterprises with foreign capital in a number of countries, units



Dynamics of growth of existing enterprises with the participation of foreign capital by years, units



Also 4116 enterprises with foreign capital are joint, 3694 are foreign.



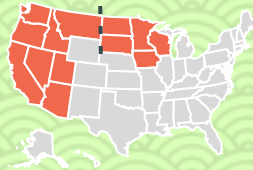
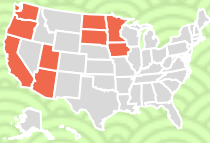
7810

Joint ventures

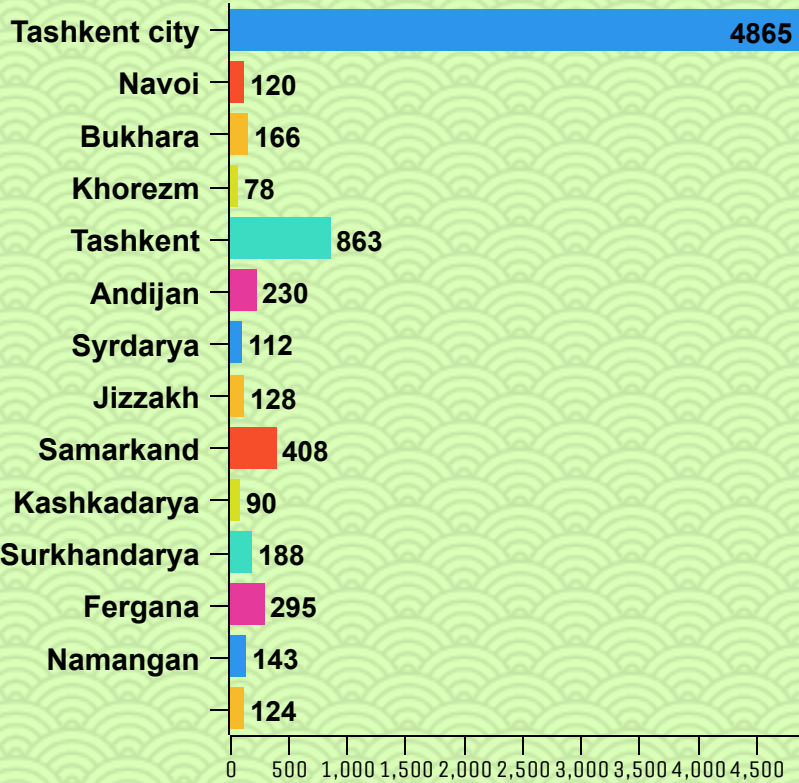
Foreign enterprises

3694

4116

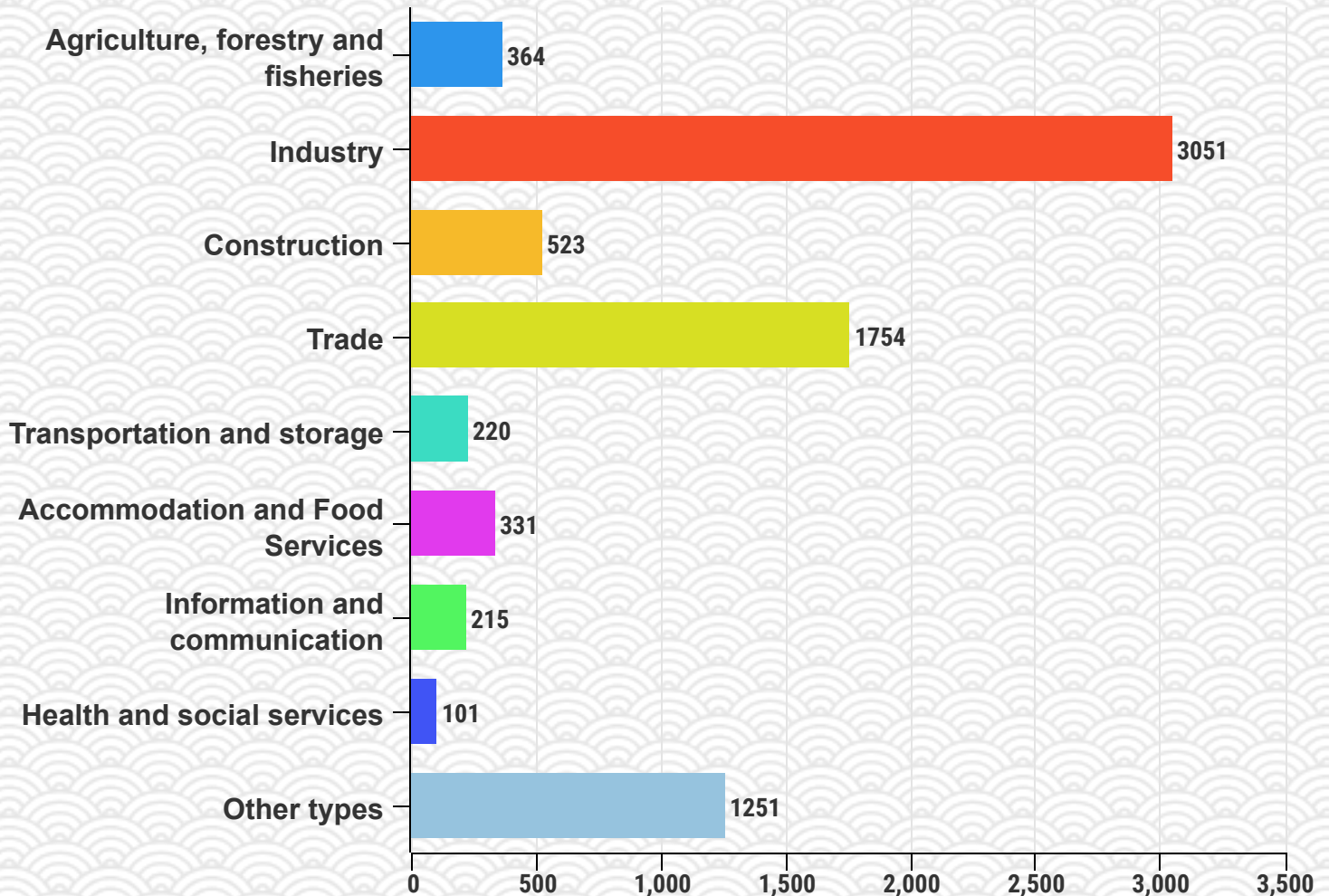


Number of active enterprises with foreign capital participation by region, units



The main part of the active enterprises with the participation of foreign capital falls on the Tashkent - city 4865 units (62.3 %), Tashkent - 863 units (11.0 %) and Samarkand - 408 units (5.2%) regions. Their smallest part was recorded in Khorezm - 78 units (1.0 %), Kashkadarya - 90 units (1.2 %), Navoi - 120 units (1.5 %) regions and the Republic of Karakalpakstan - 124 units (1.6 %).

The number of active enterprises with the participation of foreign capital by type of economic activity, units



From this it can be seen that the main part of the active enterprises with the participation of foreign capital falls on industry and trade, the smallest share falls on health care and the provision of social services, as well as information and communication.




Newly created enterprises with foreign capital



1

Newly created enterprises

According to the results of January 2019, 281 units of enterprises with foreign capital were newly created in the republic. Compared with the same period last year, this figure increased by 176 units.



At the same time, with the participation of capital of residents of the Russian Federation, 43 enterprises were recorded, 41 of the Republic of Turkey, 33 of the PRC, 37 of the Republic of Kazakhstan and 24 of the Republic of Korea.

Dynamics of growth of newly created enterprises with the participation of foreign capital by type of economic activity, units

	Created in January 2018		Created in January 2019	
	Total	compared to the total, %	Total	compared to the total, %
Industry	45	42,9	74	26.3
Trade	25	23,8	85	30.2
Construction	8	7.6	34	12.1
Agriculture, forestry and fisheries	6	5.7	23	8.2
Accommodation and Food Services	4	3.8	10	3.6
Information and communication	5	4.8	8	2.8
Transportation and storage	2	1.9	7	2.5
Health and social services	1	1.0	5	1.8
Other types	9	8.5	35	12.5

If we consider newly created enterprises with the participation of foreign capital by types of economic activity, the main part is accounted for trade - 85 units, industry - 74 units, construction - 34 units, agriculture, forestry and fisheries - 23 units, and other activities - 65 units.



Number of small enterprises and microfirms

(without farmer and dekhkan farms)

(as of February 1, 2019)



As of February 1, 2019, the number of active small enterprises and microfirms in the republic amounted to 274.9 thousand units. This figure is more than the same period last year by 18.1 %.

According to the results of January 2019, the number of newly created subjects of small enterprises and microfirms amounted to more than 12.8 thousand units, which is 8.4 thousand units more than the same period last year.



•The largest share of small business

•The smallest share of small business



•Tashkent city
22,7 %



•Bukhara
5,8 %



•Tashkent
9,6 %



•Khorezm
4,6 %



•Fergana
8,9 %



•Republic of Karakalpakstan
4,5 %



•Andijan
8,5 %



•Surkhandaryya
4,5 %



•Samarkand
7,5 %



•Jizzakh
4,3 %



•Namangan
6,4 %



•Navoi
3,4 %



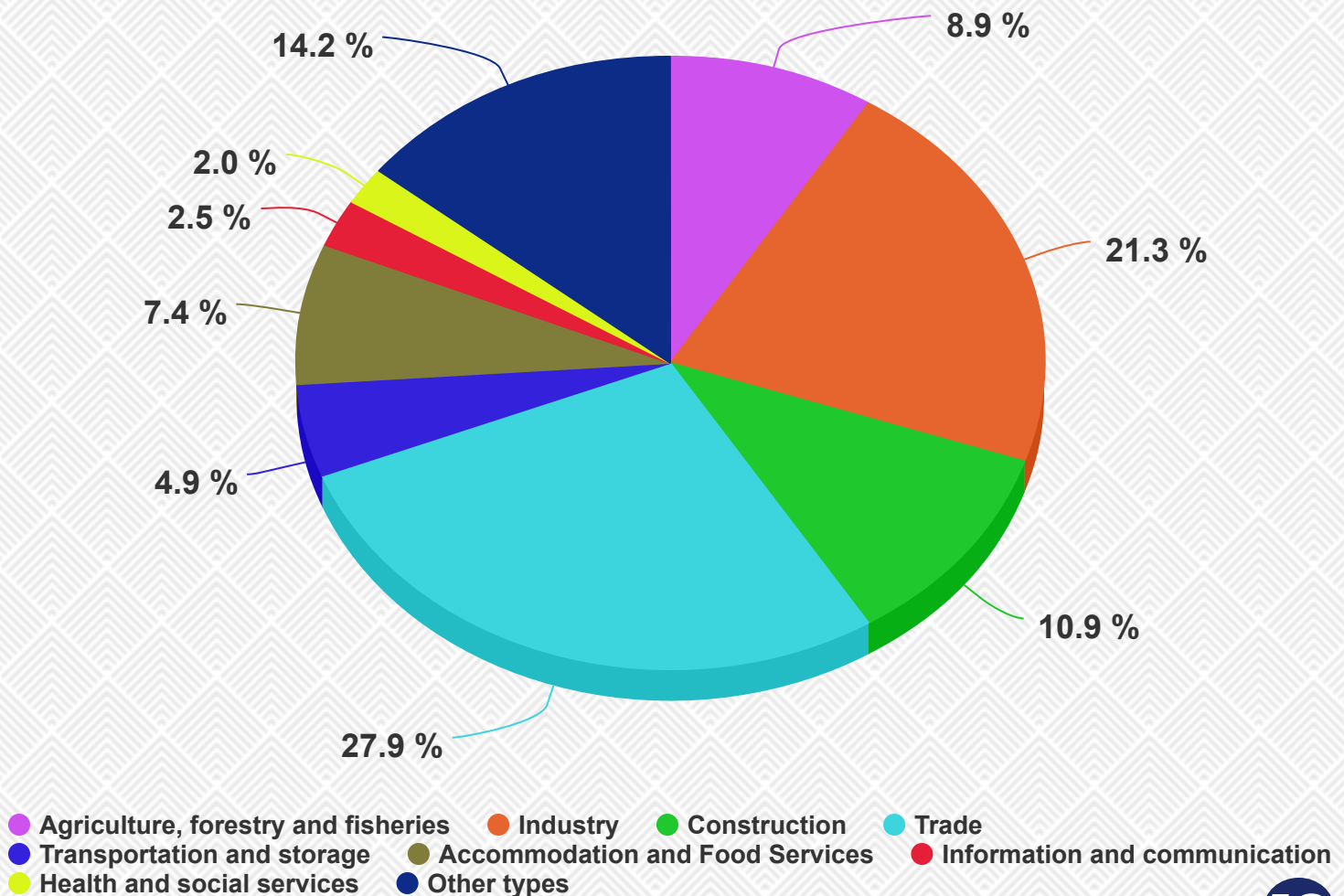
•Kashkadaryya
6,3 %



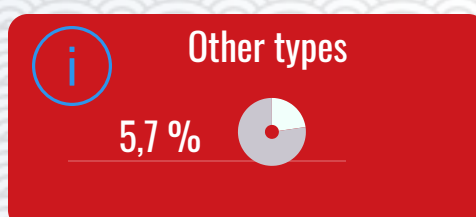
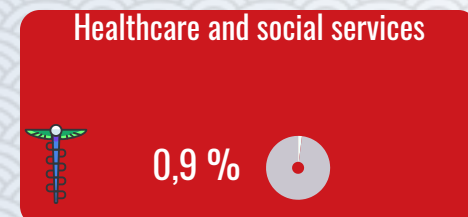
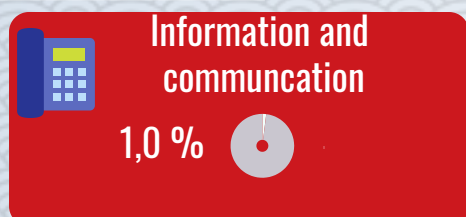
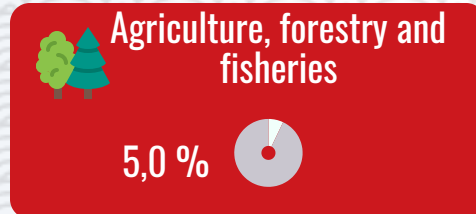

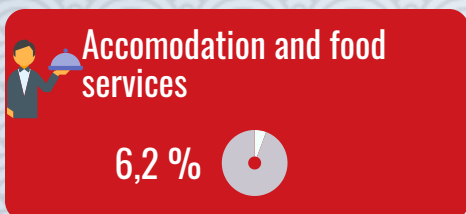

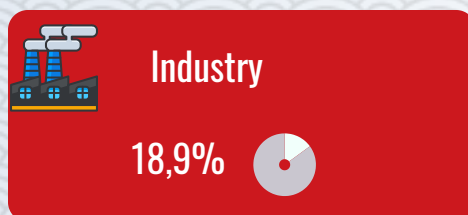
•Syrdaryya
3,1 %

Of the total number of active small enterprises and microfirms, 274.9 thousand units by type of economic activity accounted for trade — 76.8 thousand units (27.9 %), industry — 58.5 thousand units (21.3 %), construction — 30.0 thousand units (10.9 %), agriculture, forestry and fisheries - 25.4 thousand units (8.9 %), accommodation and food services - 20.4 thousand units (7.4 %), services on transportation and storage - 13.4 thousand units (4.9%), information and communication - 6.9 thousand units (2.5%), health care and the provision of social services - 5.5 thousand units (2.0 %), and also for other types - 39.0 thousand units (14.2 %).

The share of active small enterprises and microfirms by economic activity, %

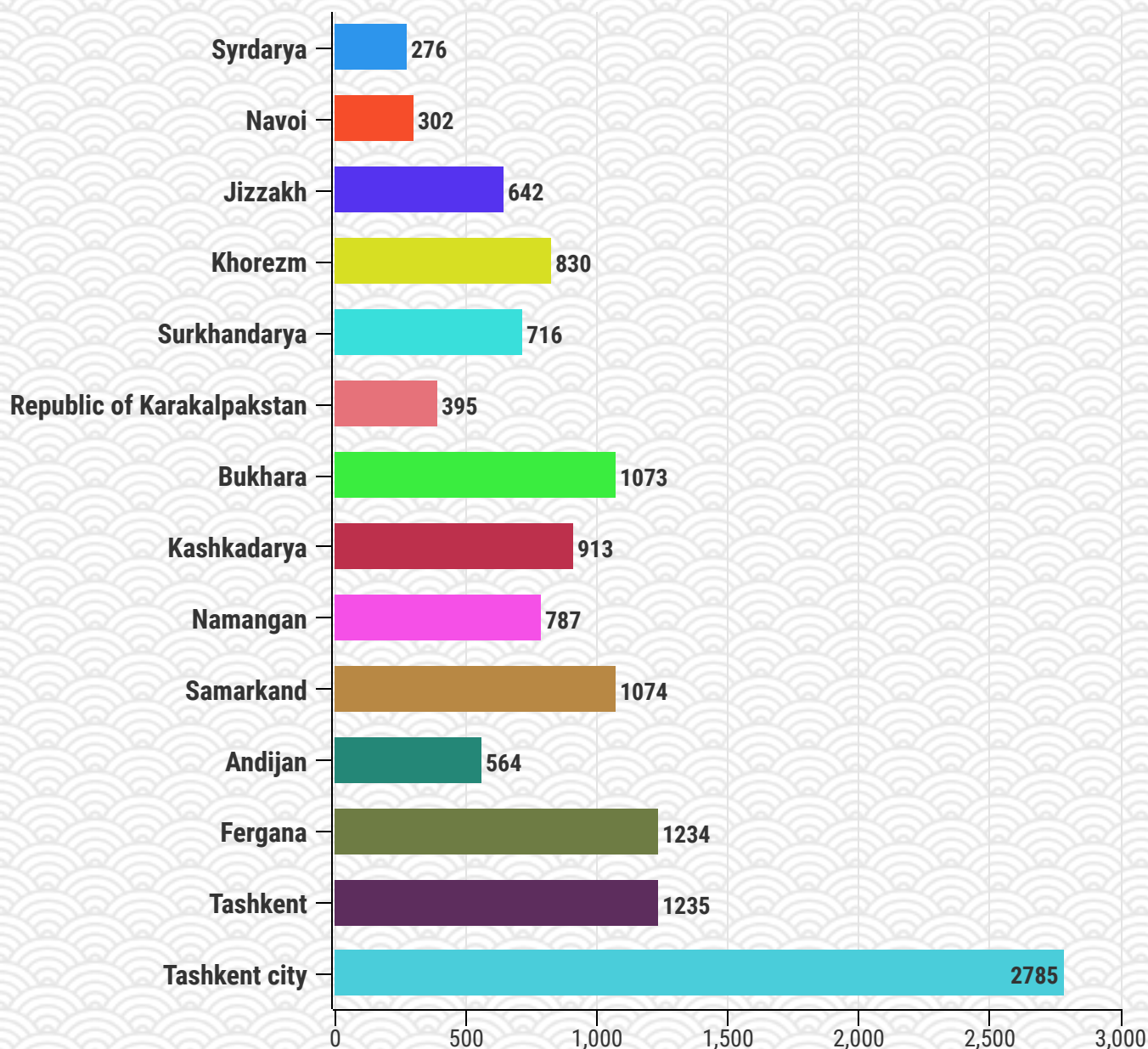


The number of newly created small enterprises and microfirms in the context of economic activity, %



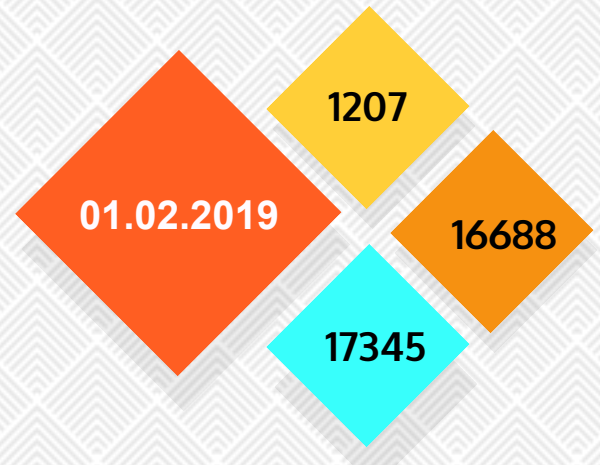
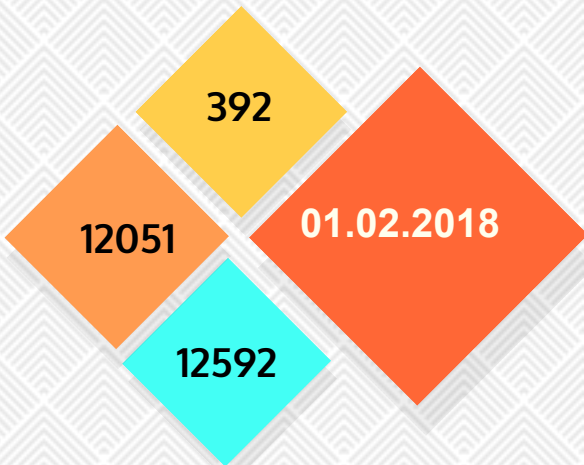
If we consider their number by type of economic activity, the largest part is accounted for trade - 6549 units, industry - 2418 units, construction - 1107 units, agriculture, forestry and fisheries - 637 units. The smallest number falls on health care and the provision of social services - 112 units, information and communication - 133 units, and also on transportation and storage - 335 units.

The number of newly created small enterprises and microfirms in the context of regions, units



A significant part of the total number of newly created small businesses falls on the Tashkent city (2785 units), Fergana (1234 units), Tashkent (1235 units) and Samarkand (1074 units) regions. Their smallest part was recorded in Syrdarya (276 units), Navoi (302 units) and Khorezm (830 units) regions.

Growth dynamics of family enterprises, units



Registered

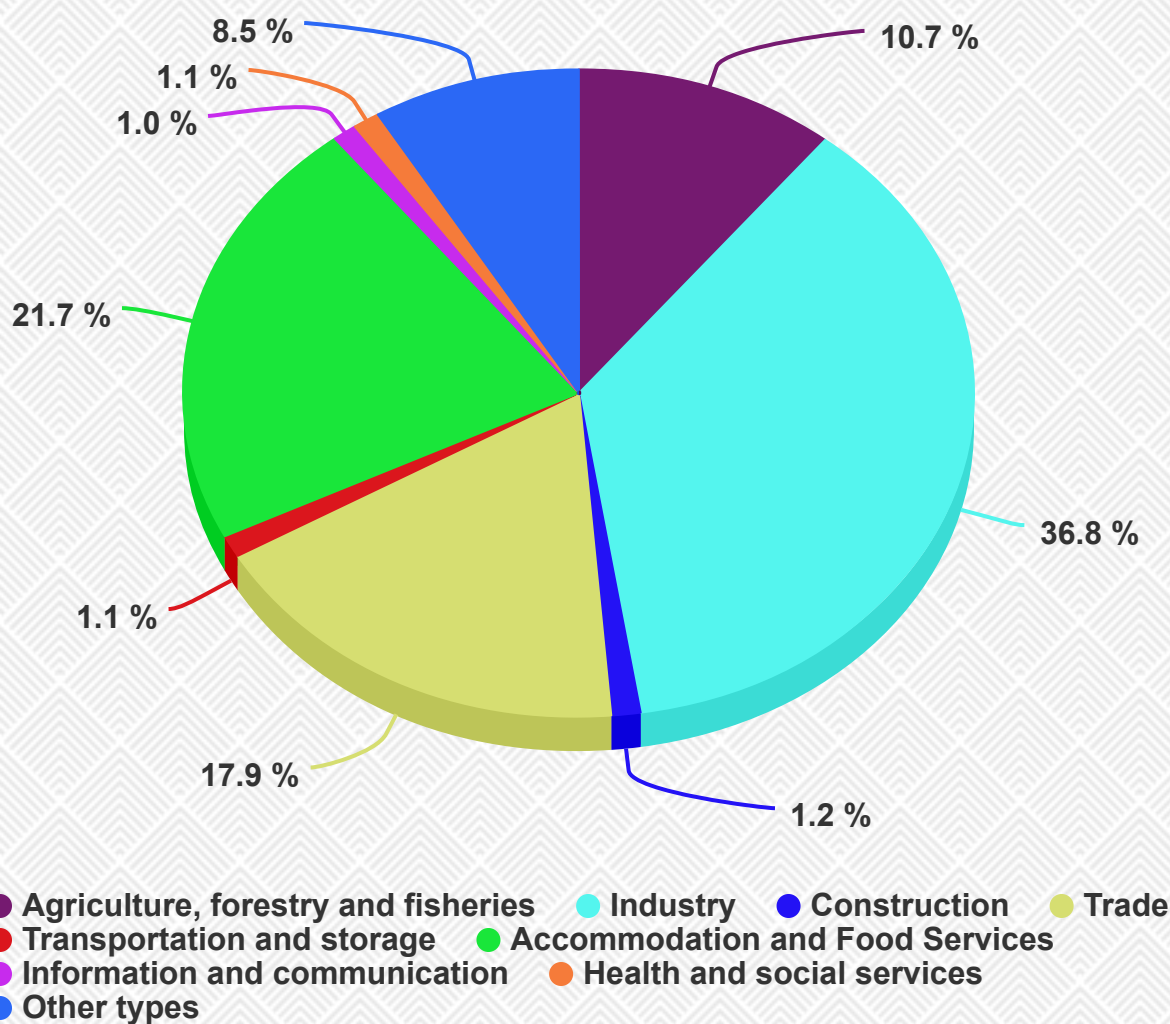


Active



Newly created

The share of existing family enterprises in the context of economic activities, %



If we consider the number of operating family enterprises by type of economic activity, their main share is accounted for industry - 36.8 %, or 6142 units, accommodation and food services - 21.7 %, or 3627 units, trade - 17.9 %, or 2986 units, agriculture, forestry and fisheries - 10.7 %, or 1790 units, construction - 1.2 %, or 202 units, health and social services - 1.1 %, or 184 units, transportation and storage - 1.1 %, or 182 units, information and communication - 1.0 %, or 162 units. and other species - 8.5 %, or 1413 units.

Maintenance and system maintenance of statistical registers

Tel.:71-230-80-90(91)