



CONSTRUCTION WORKS for January-August of 2018

The numbers:

The volume of construction work -
27 680,8 billion soums

The share of large contracting organizations -
29,3 %

Share of small enterprises and microfirms -
42,1 %

Share of the informal sector -
28,6 %

The volume of completed construction works for January-August this year amounted to 27680,8 billion soums. The growth rate to the corresponding period of the previous year was 104,4%.

The volume of construction work performed by large contract organizations amounted to 8 112,5 billion soums, or 97,7 % of the corresponding period of the previous year, the share in the total volume of construction works reached 29,3 %.

The volume of construction works carried out by small enterprises and microfirms amounted to 11649,1 billion soums, or 42,1% of the total volume of construction work, the growth rate – 113,5%. The share of the informal sector was 28,6%, or 7919,2 billion soums, growth rate – 99,0%.

Large contract organizations

- volume -
8 112,5 billion soums

- growth rate -
97,7 %

Small enterprises and microfirms

- volume -
11 649,1 billion soums

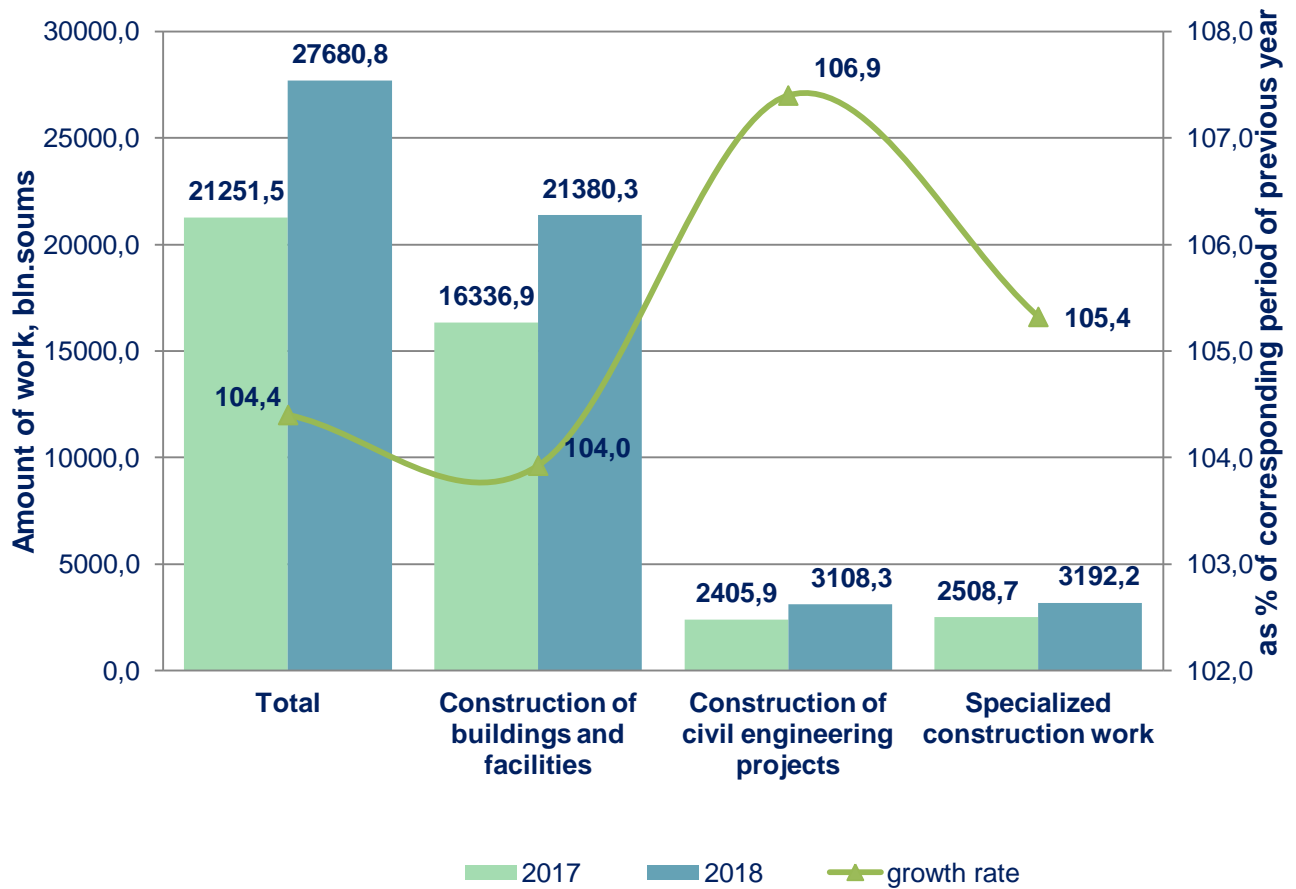
- growth rate -
113,5 %

Informal sector

- volume -
7 919,2 billion soums

- growth rate -
99,0 %

Construction works by activities

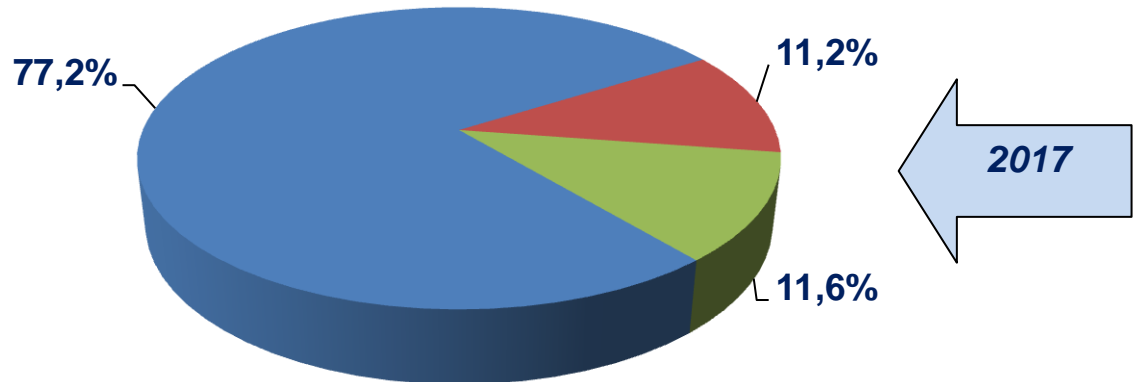


The main part of construction works by types of economic activity was carried out due to the construction of residential buildings and non-residential premises. Their share in the total amount of construction work was 77,2% and, compared to the same period last year, increased by 0,3 percentage points.

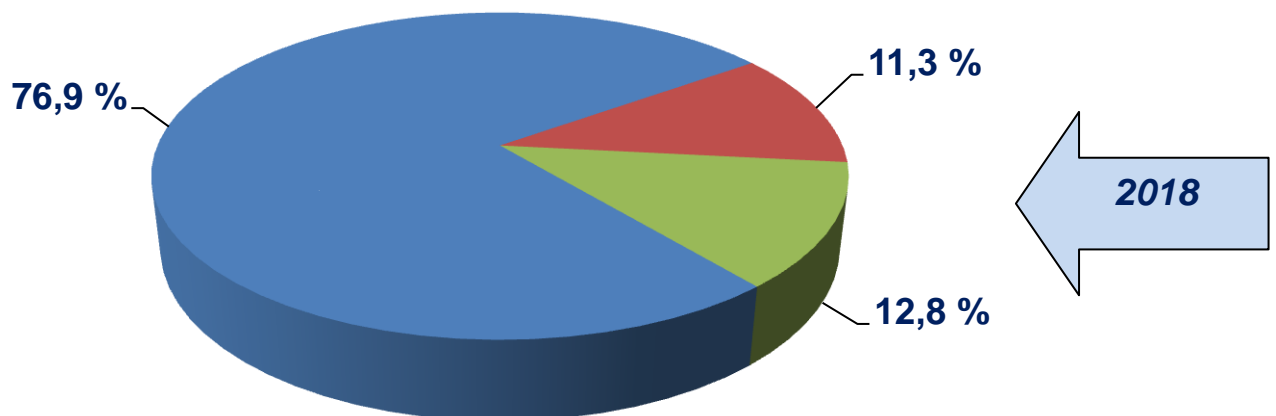
The share in the volume of construction works by type of economic activity, civilian objects amounted to 11,2% and, compared to the same period last year, decreased by 0,1 percentage points.

The share of specialized construction works was 11,6% and, compared to the same period last year, decreased by 0,2 percentage points.

Construction works by activities in January-March



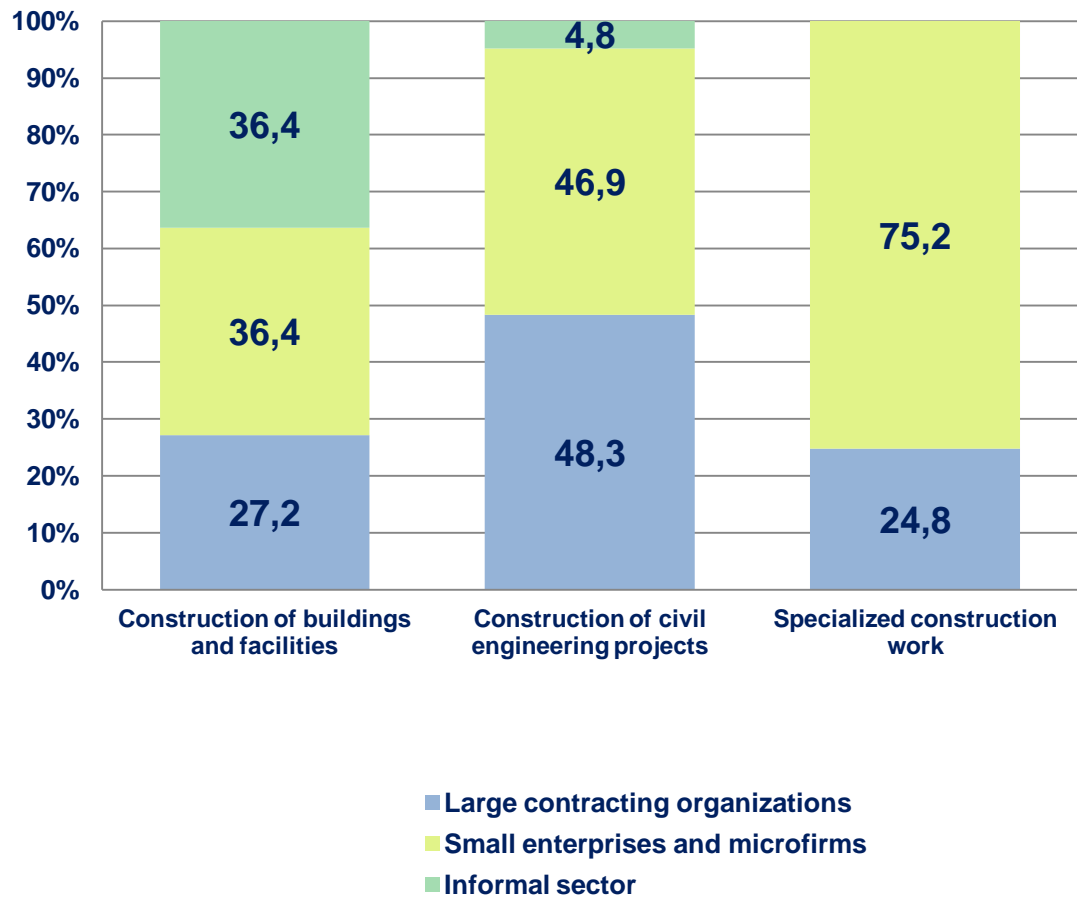
- Construction of buildings and facilities
- Construction of civil engineering projects
- Specialized construction work



The share in the volume of construction works by type of economic activity, construction of buildings and structures, performed by major contractors was 27,2% and, compared to the same period last year, increased by 0,2 percentage points.

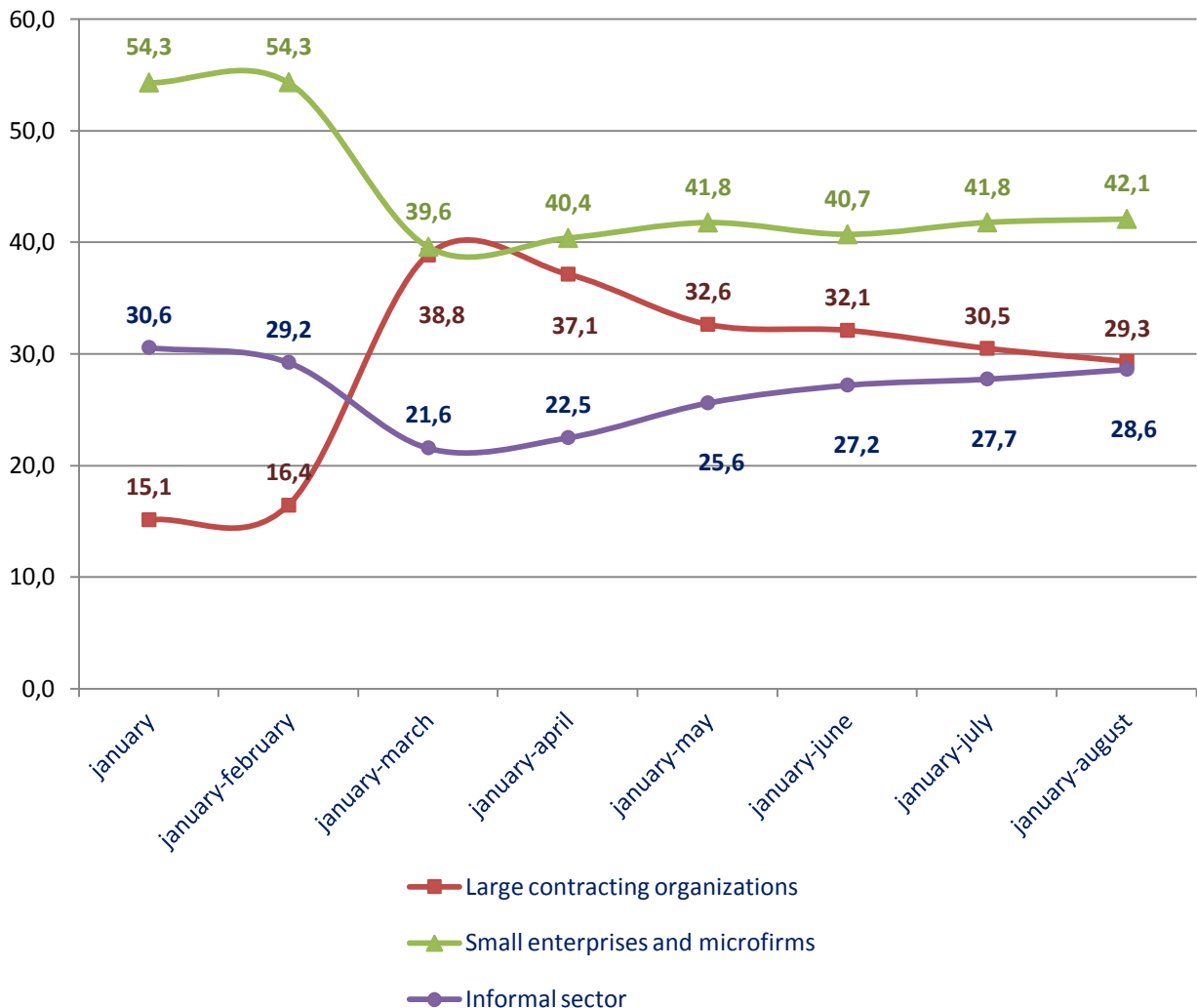
Accordingly, the share of small enterprises and microfirms was 36,5% (an increase of 1,9 percentage points), the share of the informal sector – 36,3% (decrease by 2,1% x point).

**Structure by activities in January-August 2018
(as % of total)**



Large contractors 48,3 % of the total volume of construction work has been completed. Compared to the same period last year, this indicator grew by 2,4 % points. The share of small enterprises and microfirms was 46,9% (decrease by 2,0 %), the informal sector – 4,8 % (decrease by 0,3 % point).

Construction work by type of enterprise

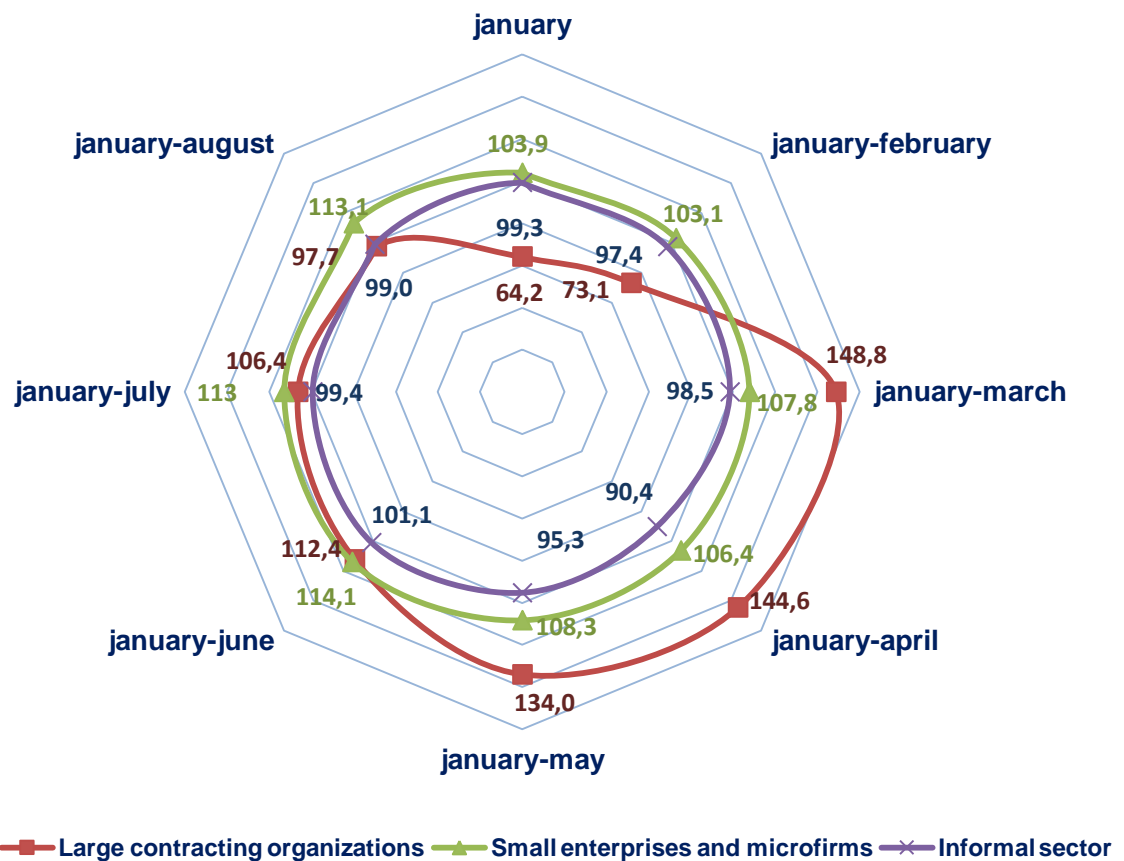


In the current period, most of the volume of construction work was done by small enterprises and microfirms. On their part, the volume of completed construction works amounted to 11649,1 billion soums (42,1 % of the total construction work), which is 13,1 % more compared to the same period last year.

The volume of construction works carried out by major construction organizations amounted to 8112,5 billion soums, the share in the total volume of construction works reached 29,3 %, or 97,7 % compared to the same period last year.

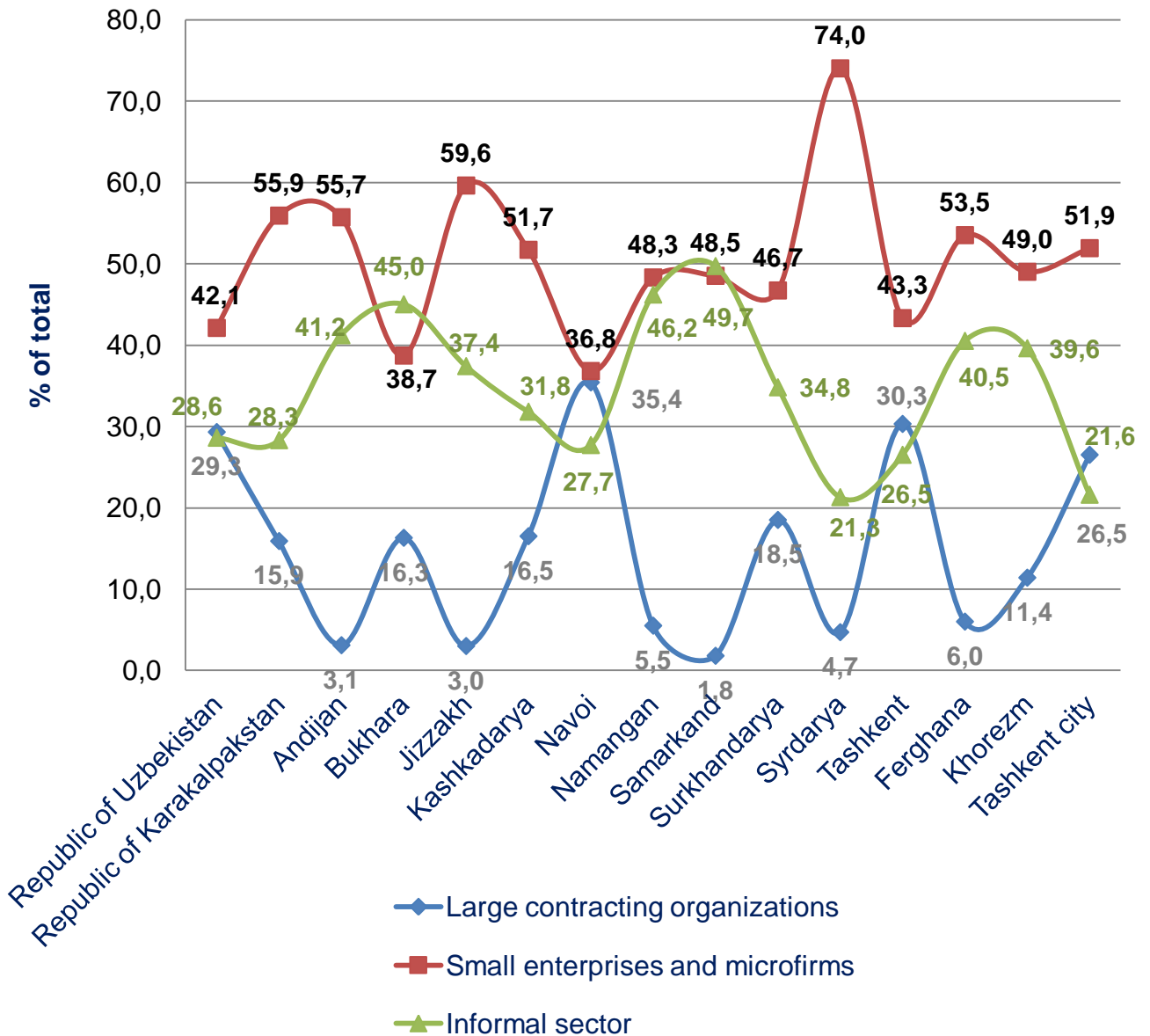
The share of the informal sector in the volume of construction works was 28,6 %, or 7 919,2 billion soums, the growth rate compared to the corresponding period of the previous year amounted to 99,0 %.

Growth rate of construction works by type of enterprise



Navoi region is in the lead in the regional structure of construction works executed by large contract organizations. Large contractors in the territory of this region performed 35,4 % of the total construction work.

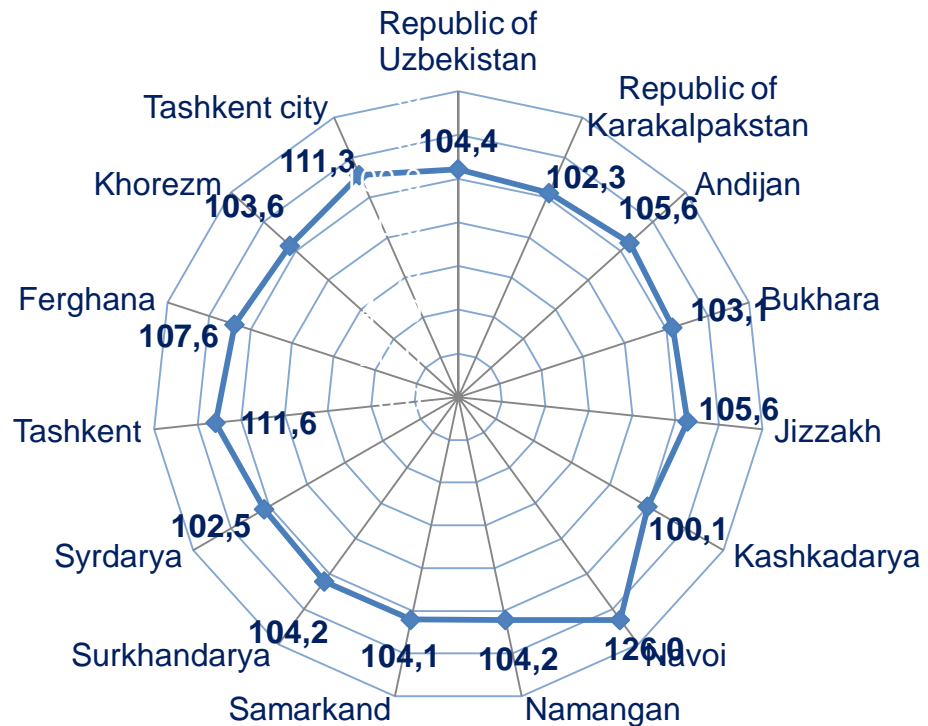
Construction work by region



The lowest share in the volume of construction work performed by major contractors was noted in the Samarkand region – 1,8 %. The bulk of the construction work in this region fell to the informal sector – 49,7 % of the total construction work in the region.

Also, a significant part of the construction work in this region fell to the share of small enterprises and microfirms – 48,5 %.

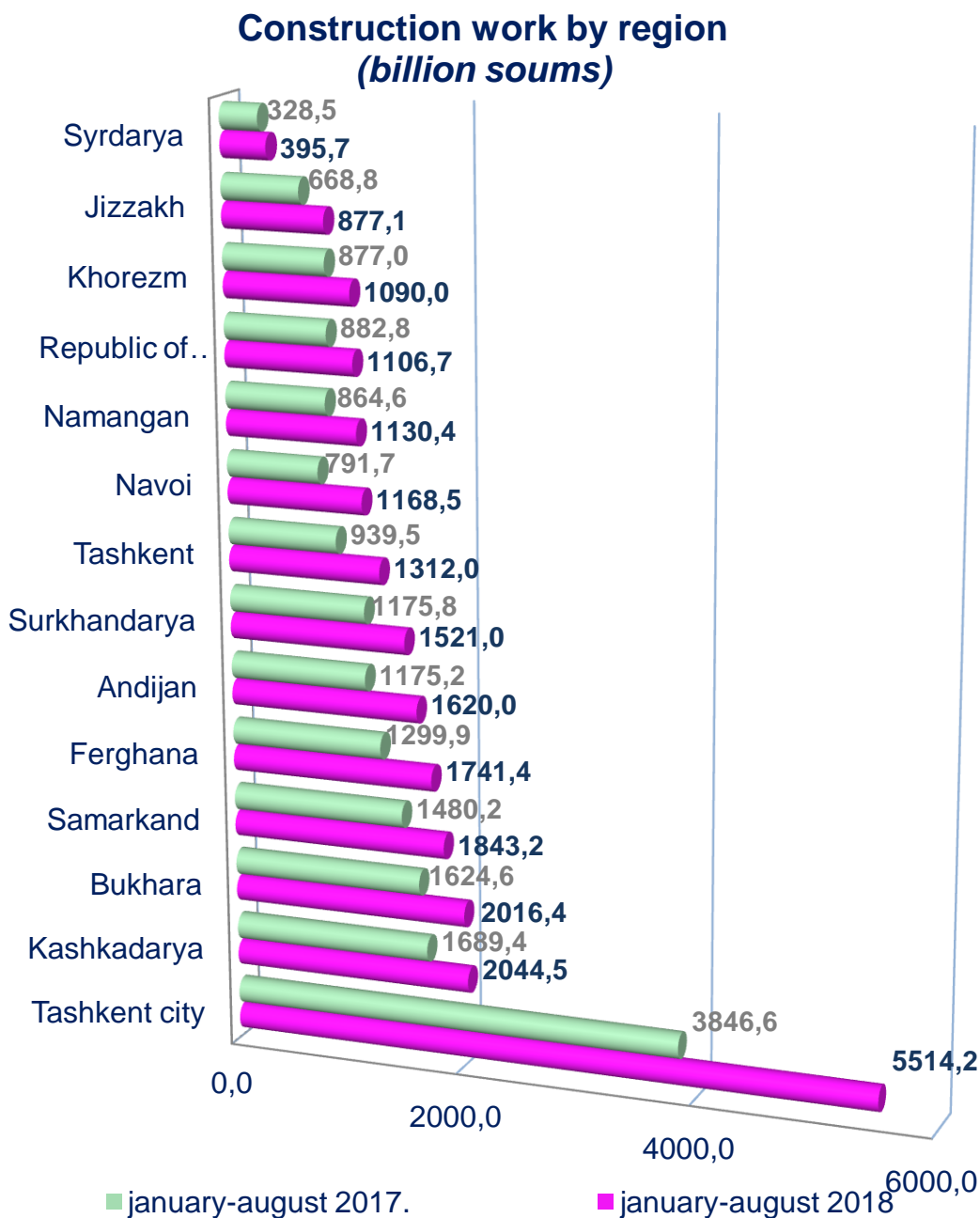
Growth rates of construction work by regions (as % of corresponding period of previous year)



The highest growth rates of construction work were observed in Navoi region. In this area, a high growth rate of 126,0 % was achieved through the construction of a mine for the extraction and processing of gold-bearing ore from the Auminso-Amantoy ore field (IGM-5) (I-II stages), the reconstruction of the third line of the pumping station " Amudaryo-Zarafshon ».

The construction of metro lines, the bridge, the ring railway, the reconstruction of the Tashkent Pedagogical Institute and the national park ensured the growth rate of 111,3 % in the Tashkent city.

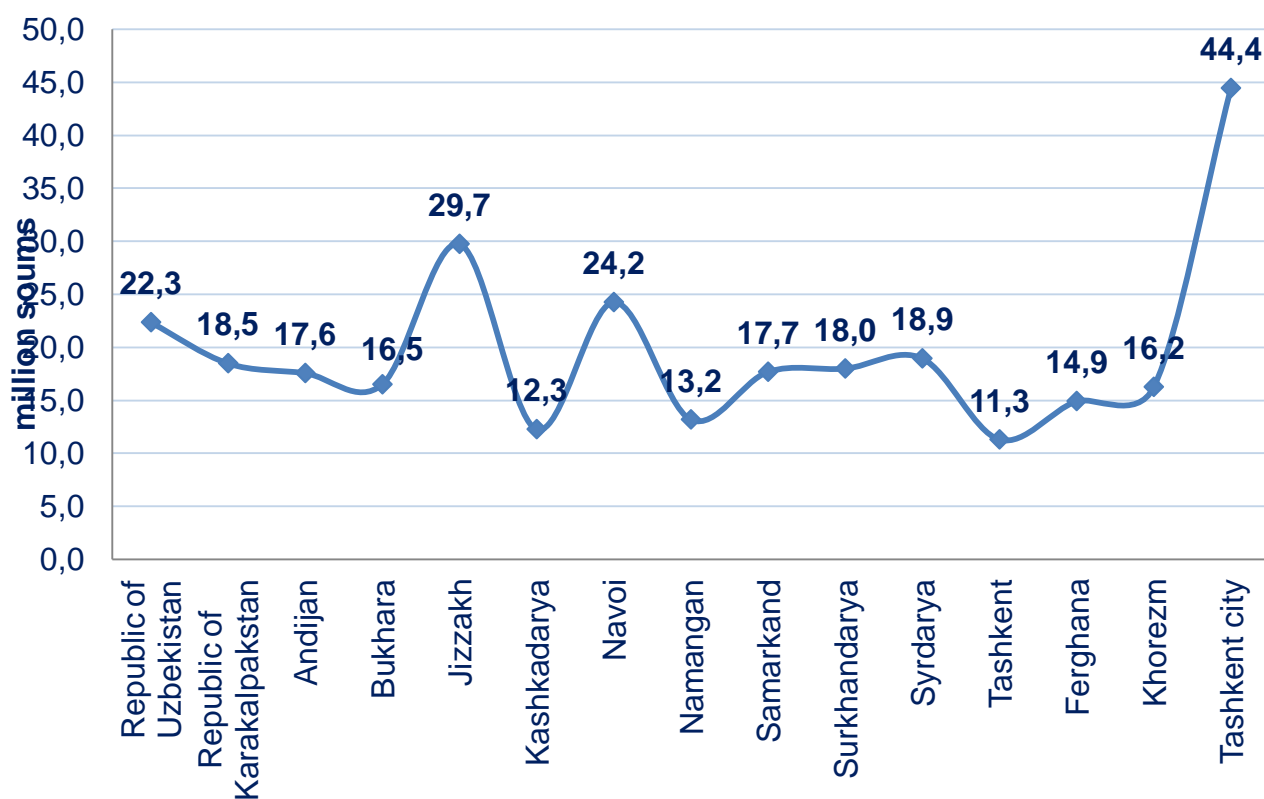
The active construction of large facilities provided high growth rates in the Tashkent region – 111,6 %.



When considering such an indicator as the amount of construction work per employee employed in construction, the highest figure was observed in the Tashkent city. In this region, one employee employed in construction accounts for 44,4 million soums of construction work.

At the same time, in Jizzakh region this indicator is much higher compared to other regions – 29,7 million soums.

Construction work for one employed in construction



In the Tashkent region, one employee employed in construction accounts for 11,3 million soums. volume of construction works, which is the lowest in the Republic of Uzbekistan.



**State Committee of the Republic of Uzbekistan on
Statistics
Department of Statistics and construction investments**

Responsible for the issue:

J.Saipov

Contact number:

(0371) 230-80-56