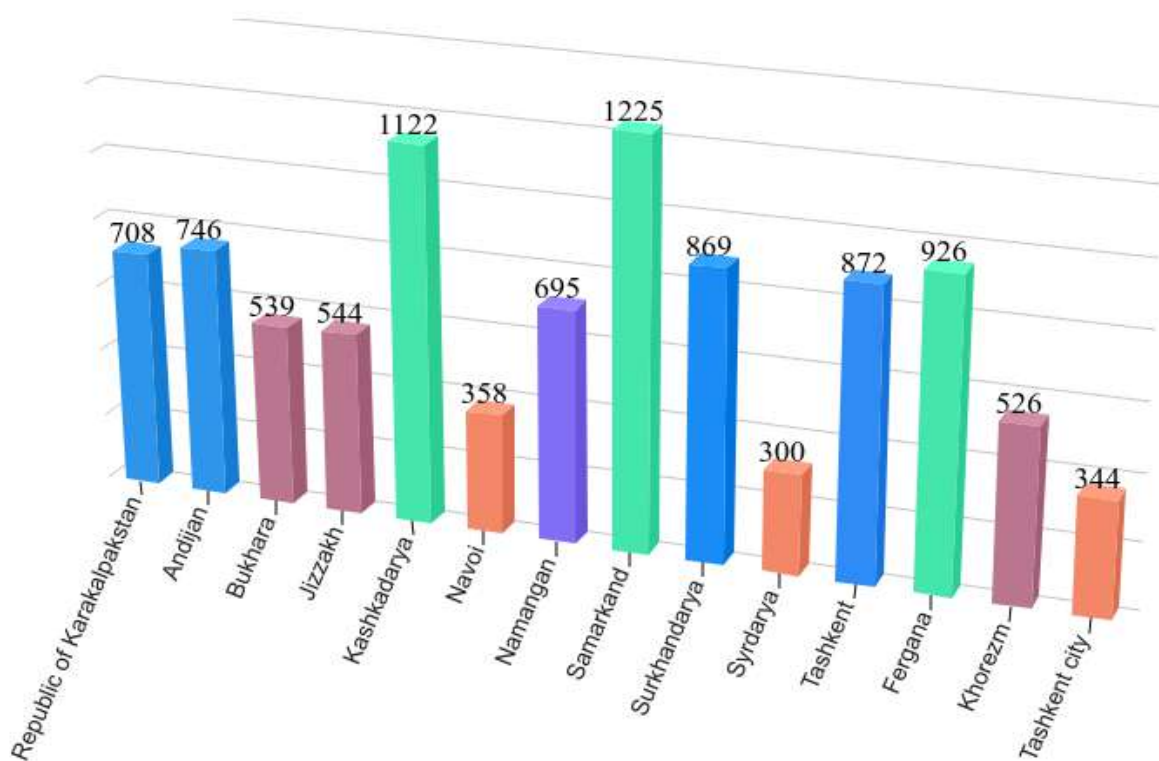


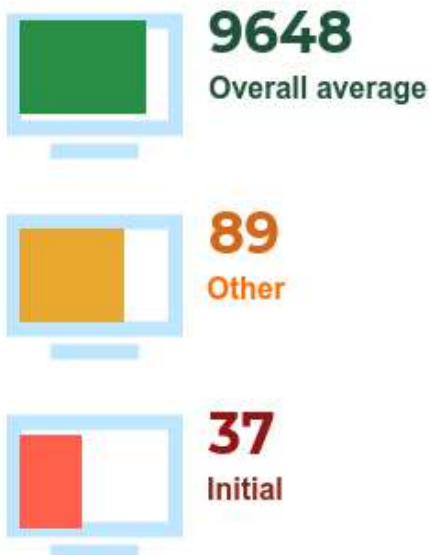
### The system of general secondary education in the Republic of Uzbekistan

At the beginning of the 2018/2019 school year, the number of educational institutions in the Republic of Uzbekistan was 9774 units, of which 6044 units (62 %) are in rural areas, 3730 units. (38 %) - in urban areas. Compared with the corresponding period last year, the number of educational institutions increased by 0.6 % (56 %).

#### Distribution of educational institutions by region, unit.

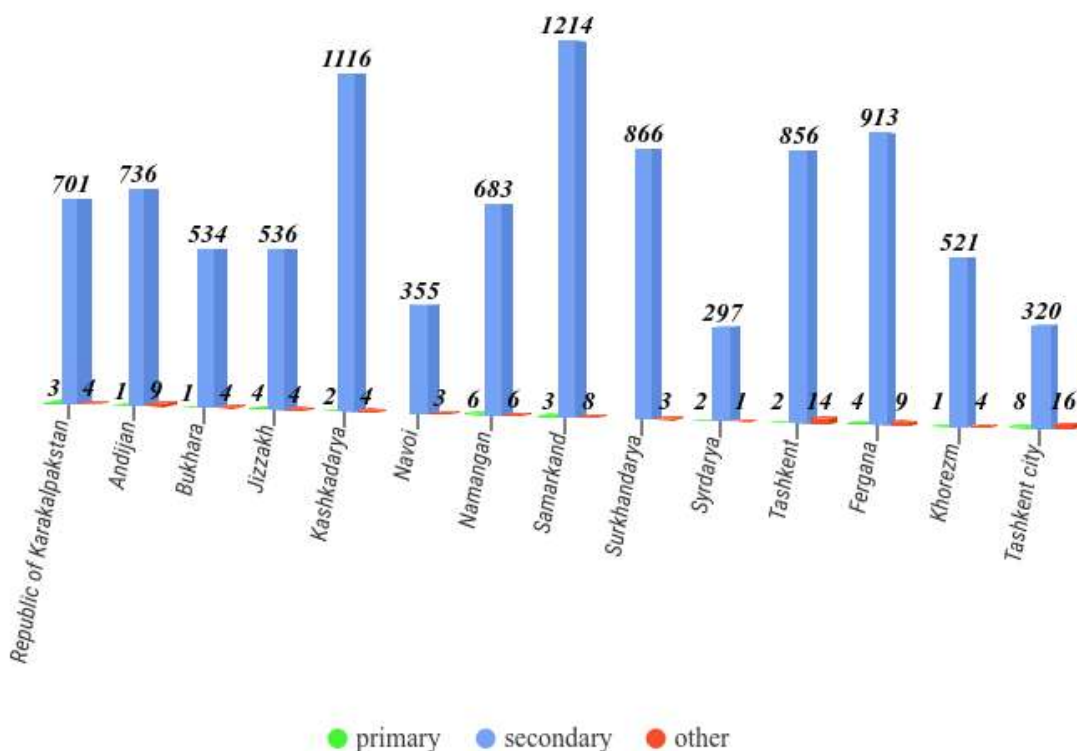


The number of educational institutions - 9774, of which:

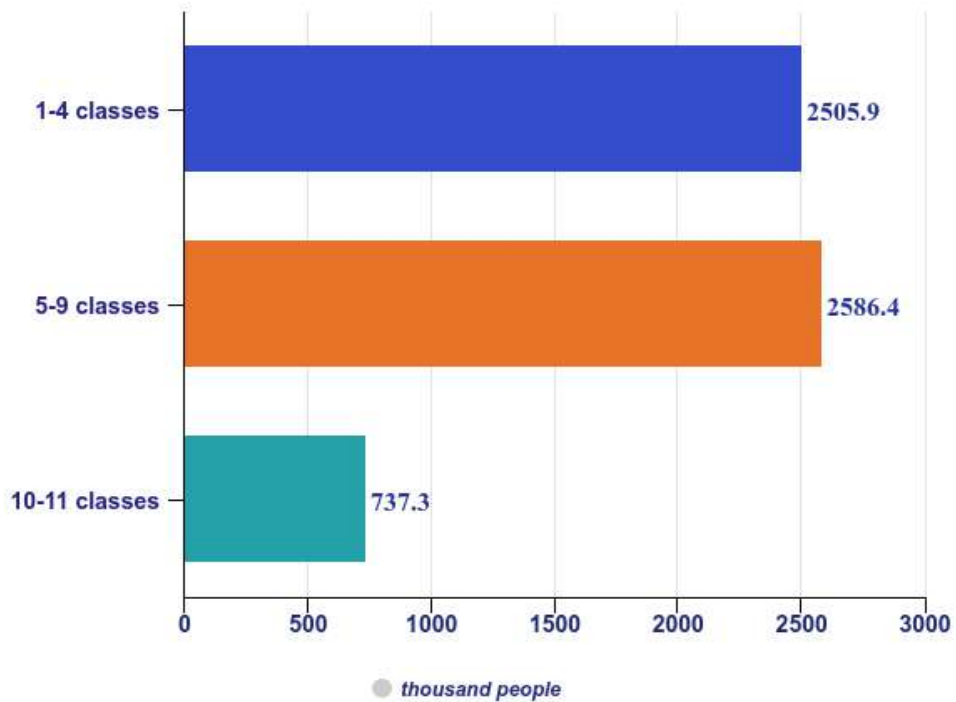


In the Republic of Uzbekistan educational institutions are divided into three types: primary, general secondary and others. At the beginning of the 2018/2019 school year, out of the total number of general education institutions, there are 9648 general secondary schools, 37 primary, 89 other institutions. In total, secondary general education institutions study 5819.7 thousand people, in the initial 6.6 thousand people and 21.0 thousand people in others.

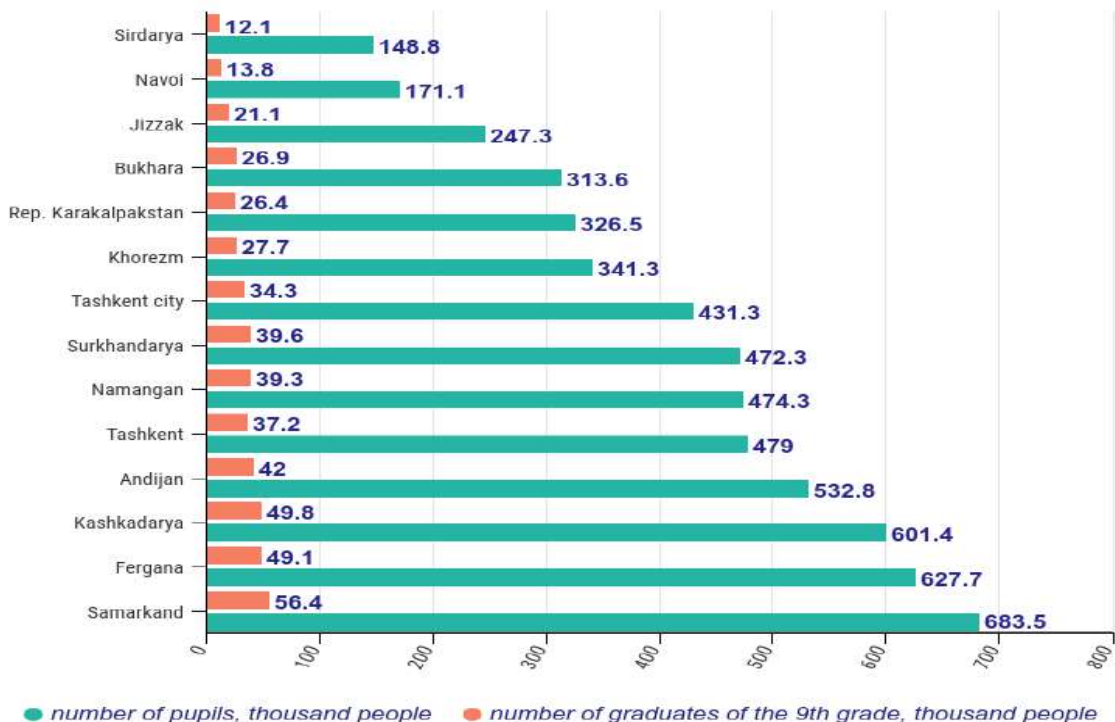
Educational institutions by type, unit.



Number of students in general education institutions  
by class groups, *thousand people*



The number of students in general education institutions and the number of graduates  
of 9th grades by region, *thousand people*

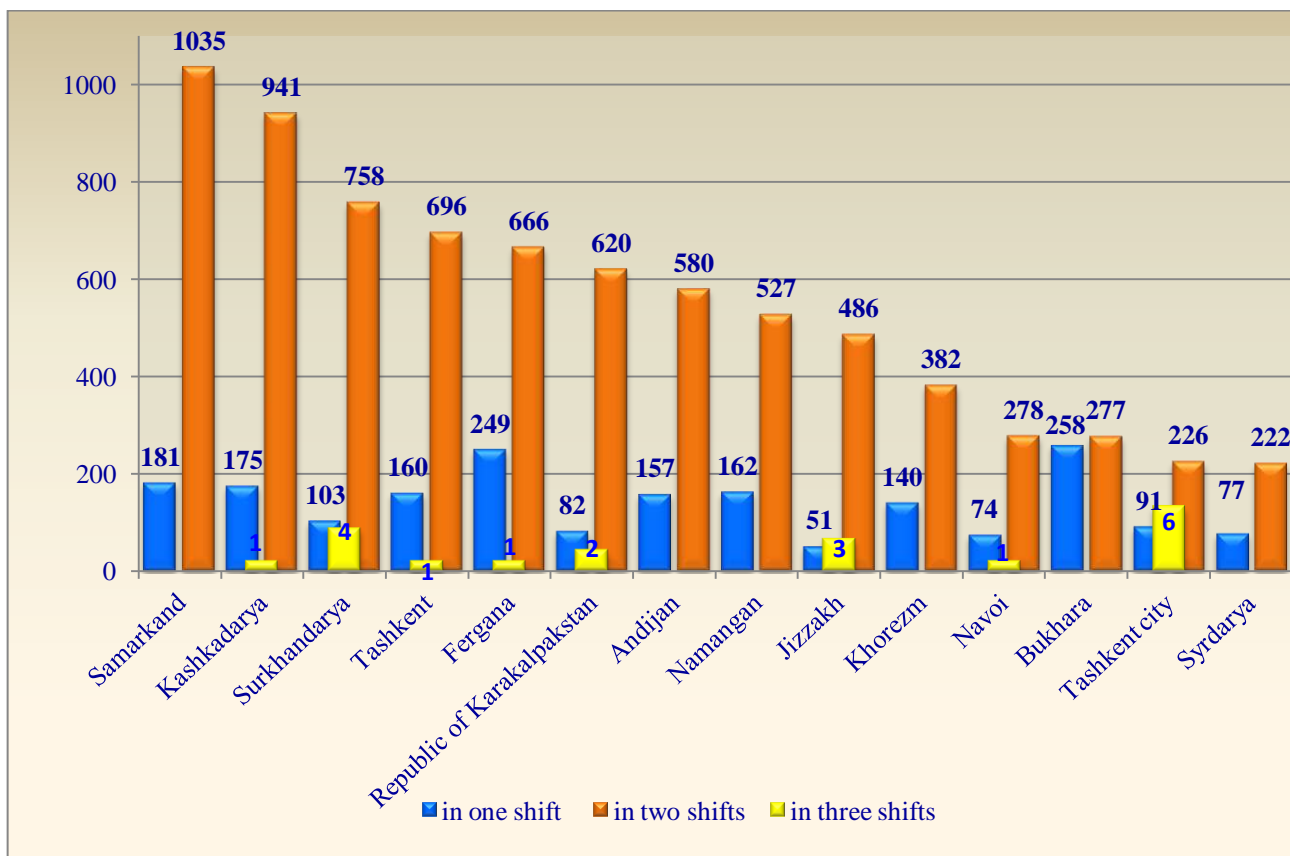


The share of institutions, leading classes in shifts, %



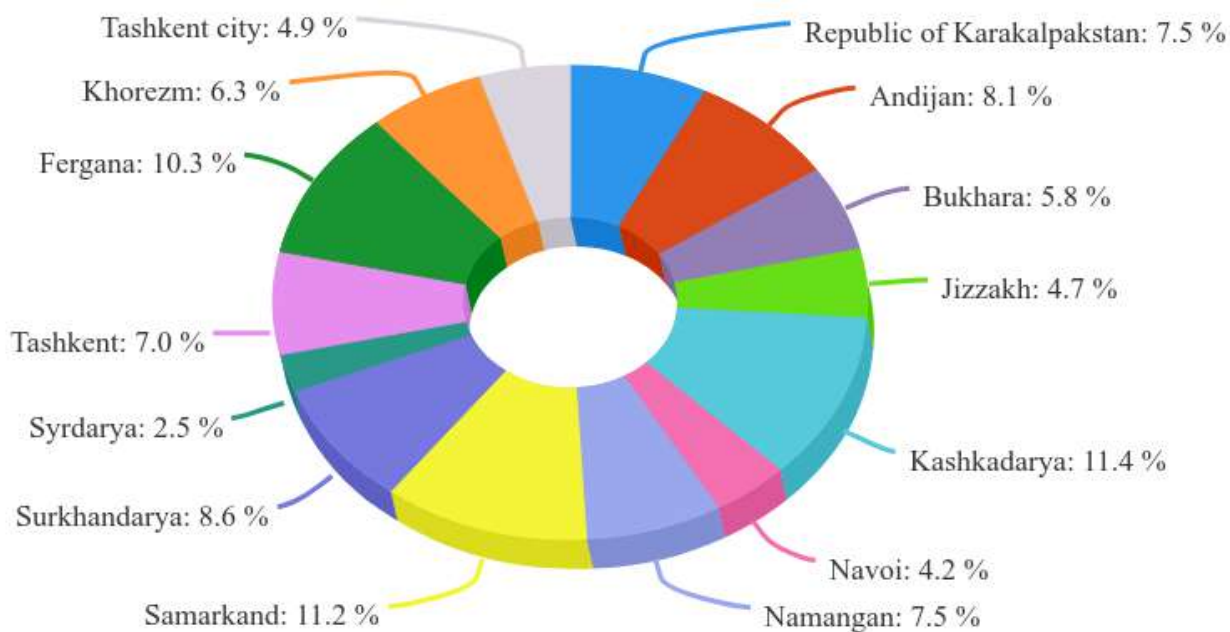
In the 2018/2019 school year, out of the total number (without schools for children with disabilities in physical or mental development), study in one shift 1960 (20.2%), in two shifts 7694 (79.6 %), in three shifts 19 (0.2 %) of general educational institutions. It was noted that 3800.7 thousand people (65.2 %) study in the first shift, 2021.0 thousand people in the second shift (34.7 %), and 4.5 thousand people in the third shift (0.1 %).

Shift work of general education institutions\*



\* Without schools for children with disabilities in physical or mental development.

**The share of teaching staff in educational institutions in the regions \*, %**



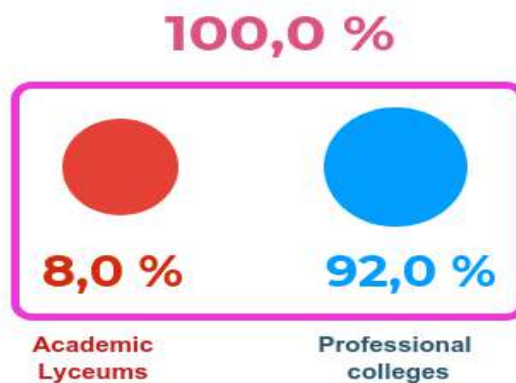
\* without part-timers

The number of teachers (without part-timers) of general education institutions in the 2018/2019 academic year was 444.2 thousand people, of which 54 % teach in schools in rural settlements, 46 % are in cities. In Uzbekistan, on average, there are 13 students per teacher.



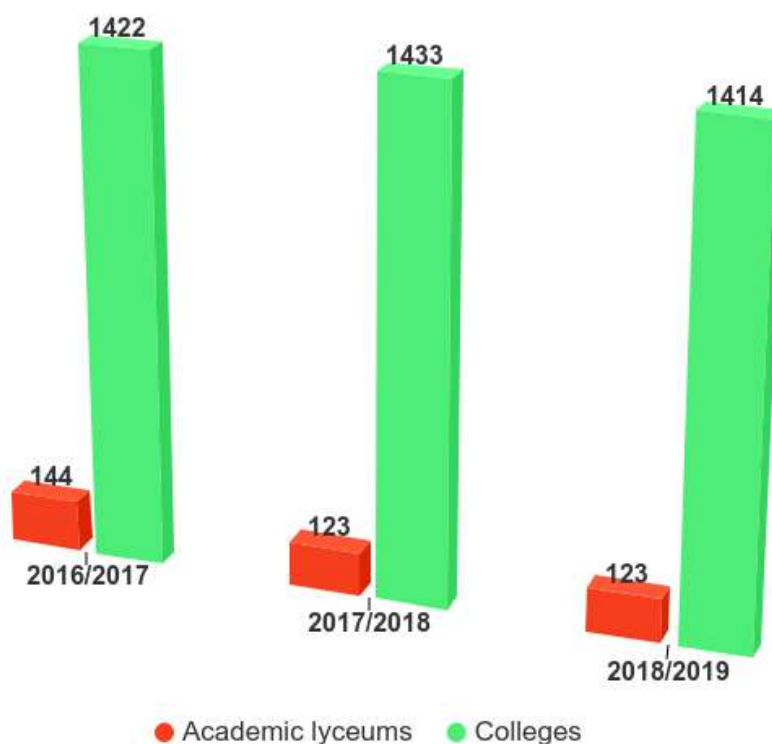
## Secondary special, vocational education in the Republic of Uzbekistan

At the beginning of the 2018/2019 school year, 1537 secondary specialized and vocational educational institutions were recorded in the Republic of Uzbekistan. Of these, academic lyceums amounted to 123, and vocational colleges - 1414.



**For information:** by the beginning of the 2017/2018 school year, there were 1556 secondary specialized and vocational educational institutions, of which 123 - academic lyceums and 1433 - professional colleges.

**Dynamics of secondary special and professional educational institutions for 2016/2017-2018 academic years, unit.**

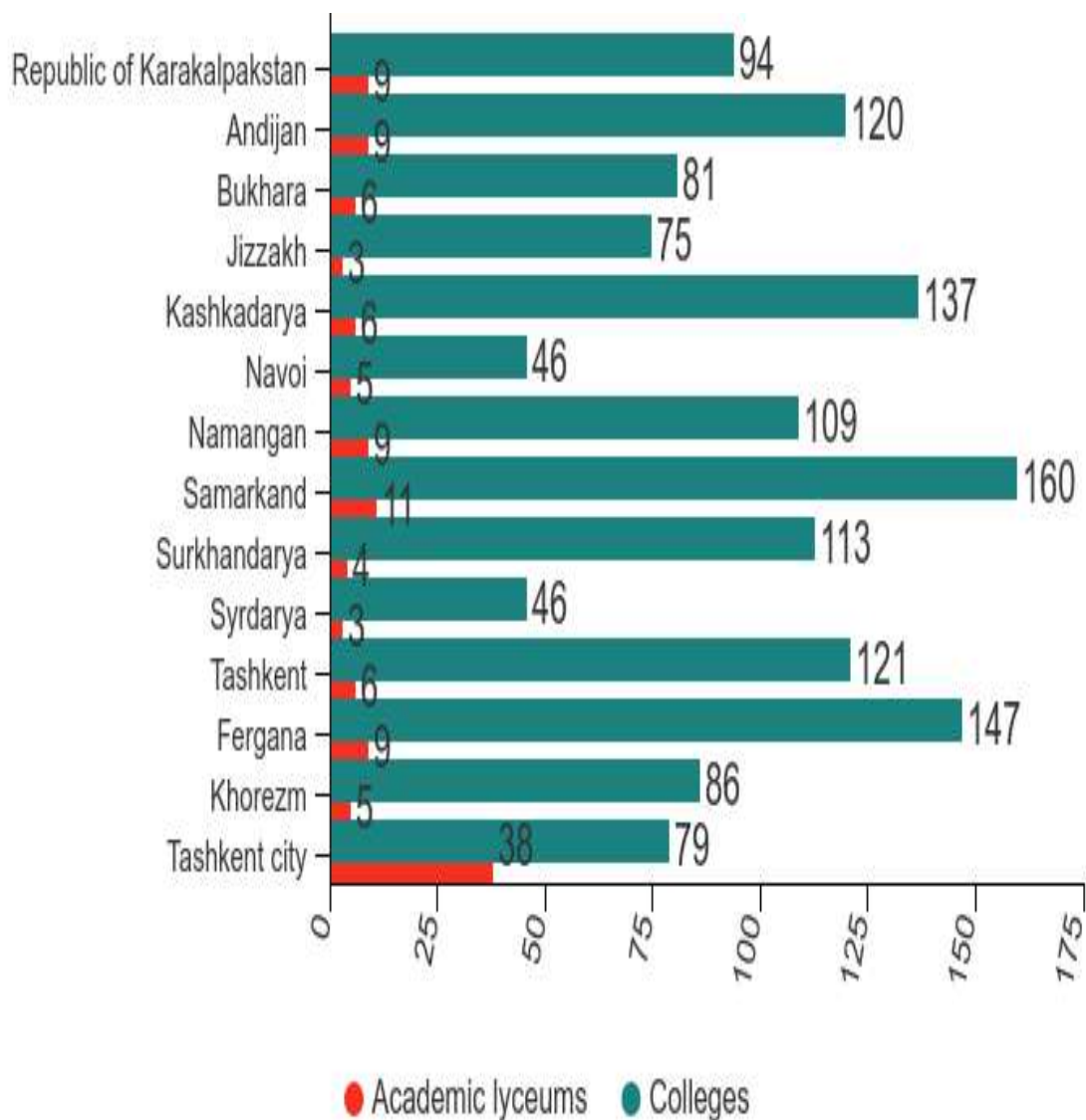


Academic lyceums in the total number of secondary specialized and vocational educational institutions at the beginning of the 2018/2019 school year reached 8.0 %, and professional colleges - 92.0 %.

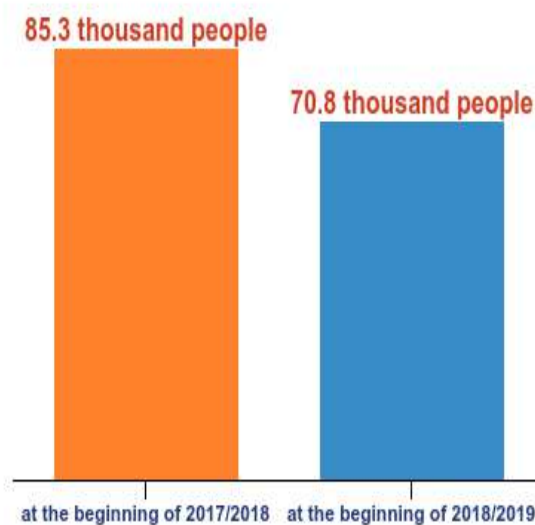
**For information:** the proportion of academic lyceums at the beginning of the 2016/2017 school year reached 9.2 %, vocational colleges - 90.8 %.

**Number of academic lyceums and vocational colleges by region, units**

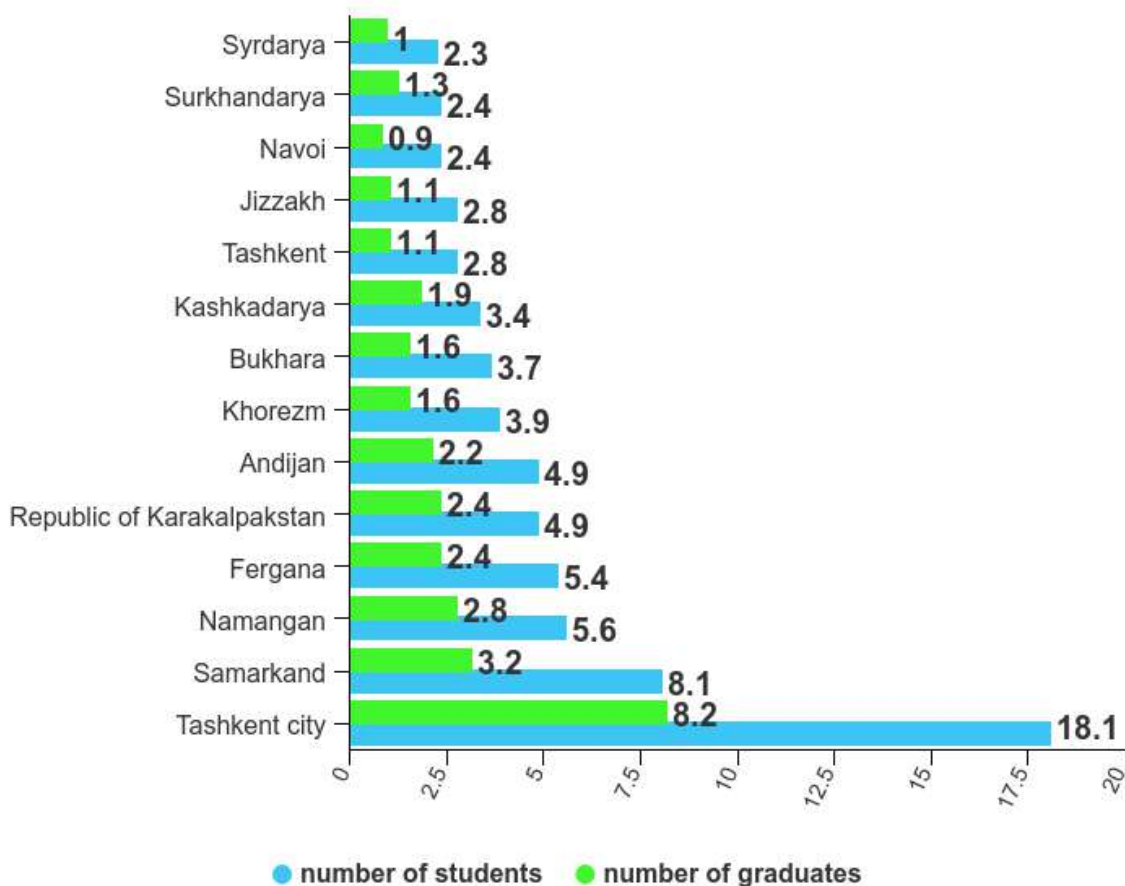
*(at the beginning of 2018/2019)*



At the beginning of the 2018/2019 school year, 123 academic lyceums function in the Republic of Uzbekistan, in which 70.8 thousand people studied and after graduation 31.6 thousand people graduated. And at the beginning of 2017/2018, the number of academic lyceums was 123, 85.3 thousand people were trained in them and 32.7 thousand people were graduated.



**Number of students and graduates of academic lyceums by region,**  
*thousand people (at the beginning of 2018/2019)*



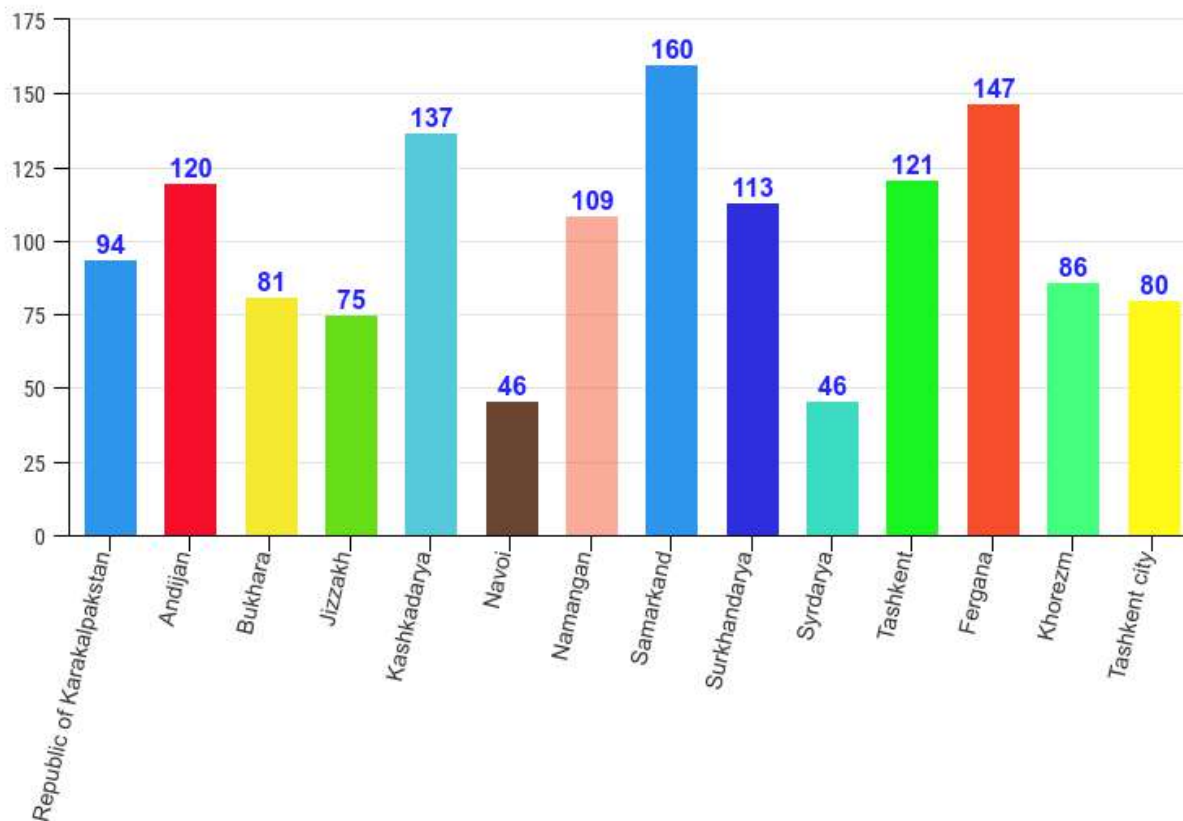


At the beginning of the  
2018/2019 school year



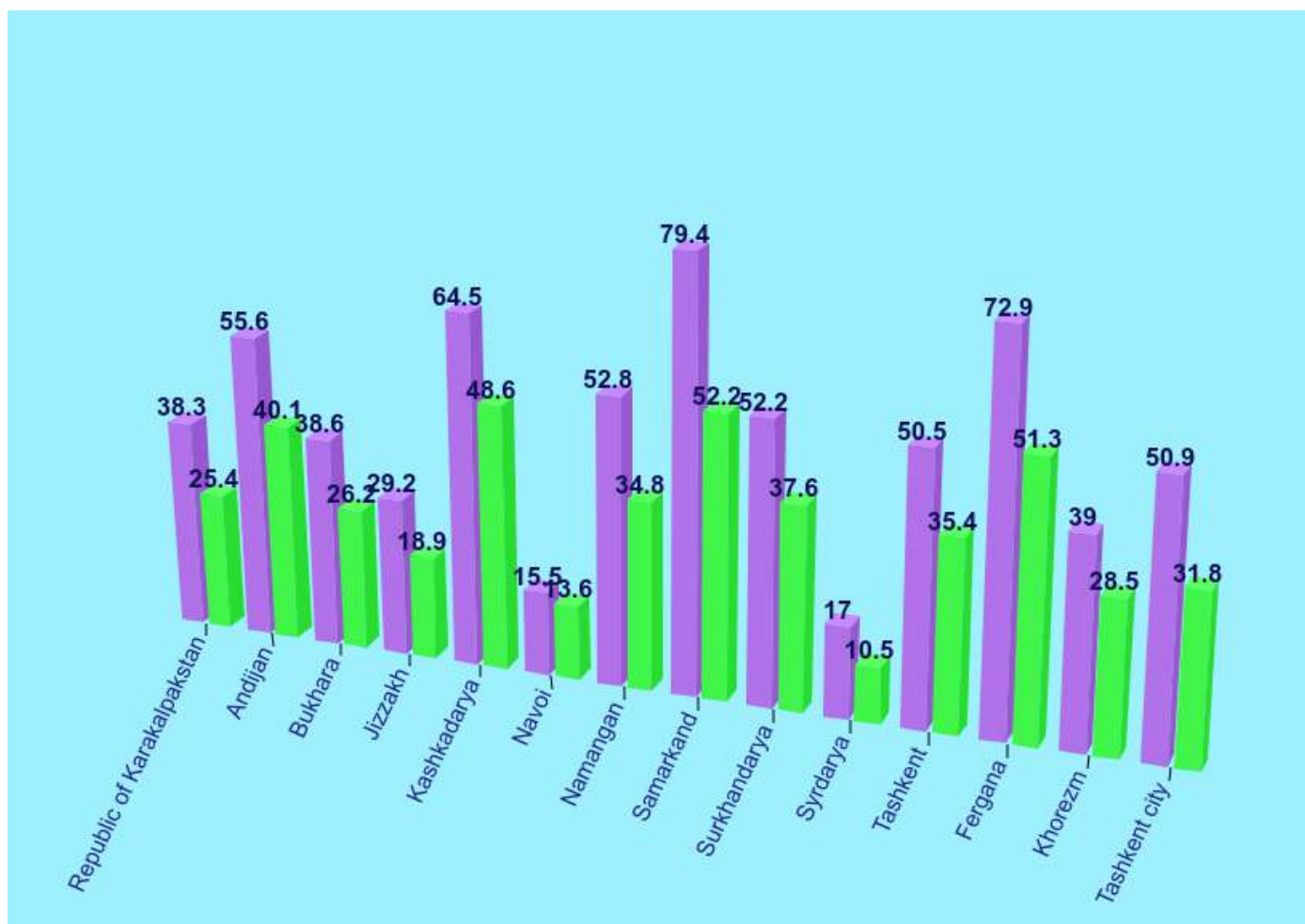
At the beginning of the 2018/2019 school year, 1414 vocational colleges functioned in the Republic of Uzbekistan, and 656.3 thousand people undergo training in which 454.9 thousand people graduated.

Number of vocational colleges by region,  
unit (at the beginning of the 2018/2019 school year)



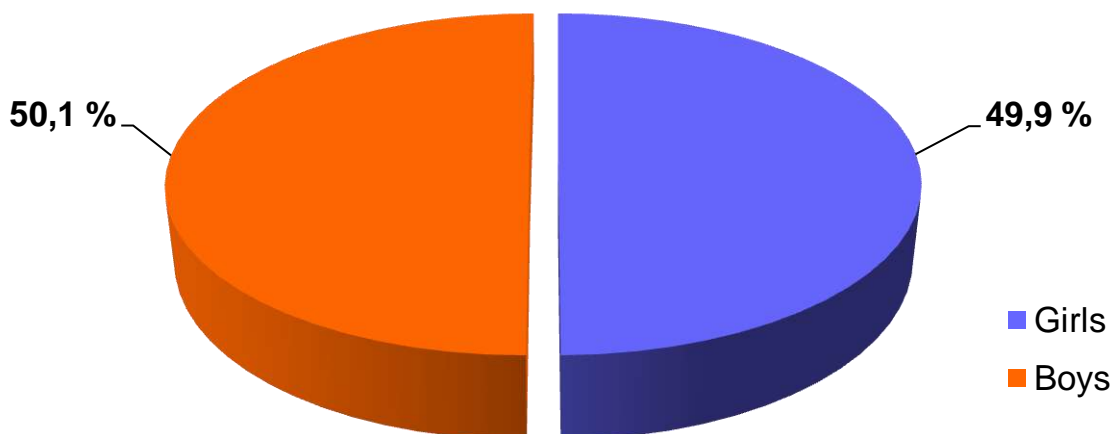
In the total number of professional colleges, the largest share is occupied by such areas as Samarkand, Fergana, Kashkadarya and Tashkent. The smallest share falls on Navoi, Syrdarya, Jizzakh and Bukhara regions.

**Number of students and number of graduates of vocational colleges by region,**  
*thousand people (at the beginning of the 2018/2019 school year)*



Among students in vocational colleges, the proportion of girls was 49.9 %, and boys - 50.1 %. When compared with the proportion of graduates, the proportion of young men reached 50.7 %, and girls - 49.3.

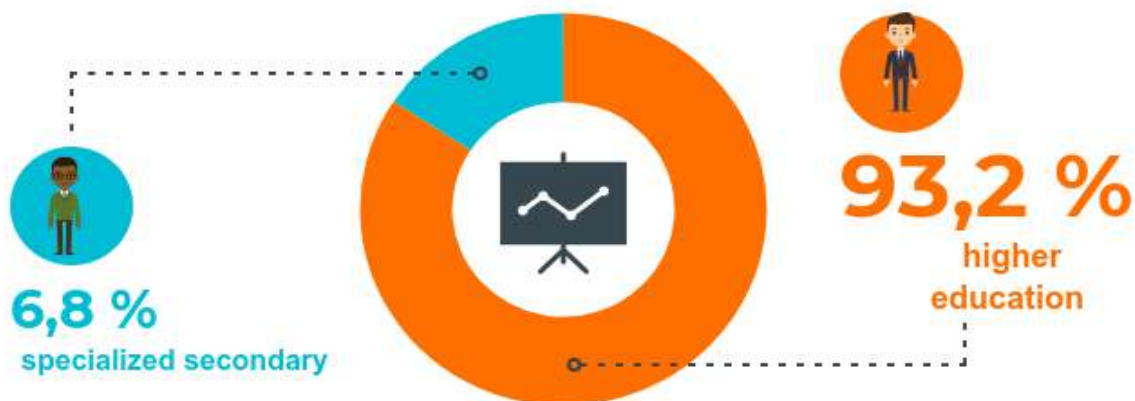
**Share of girls and boys among students in vocational colleges,%**  
(at the beginning of the 2018/2019 school year)



At the beginning of the 2018/2019 school year, the number of teachers of vocational colleges reached 44.0 thousand people, of which 41.0 thousand people have a higher education, 3.0 thousand people have a average specialized education.

**For information:** at the beginning of the 2017/2018 school year, 73.1 thousand teachers of vocational colleges were recorded, of which with higher education 68.6 thousand people with a vocational average of 4.4 thousand people.

At the beginning of 2018/2019

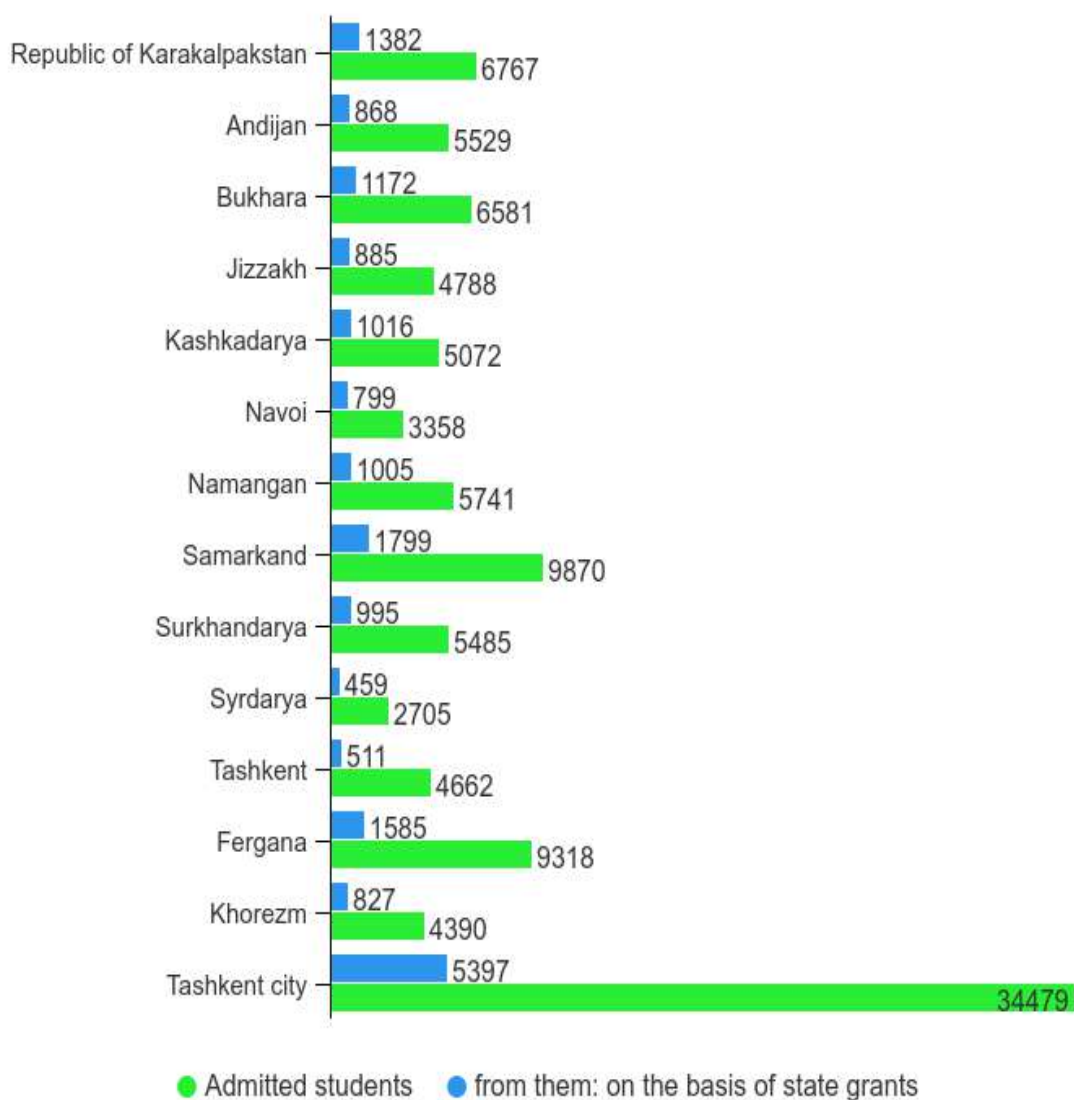




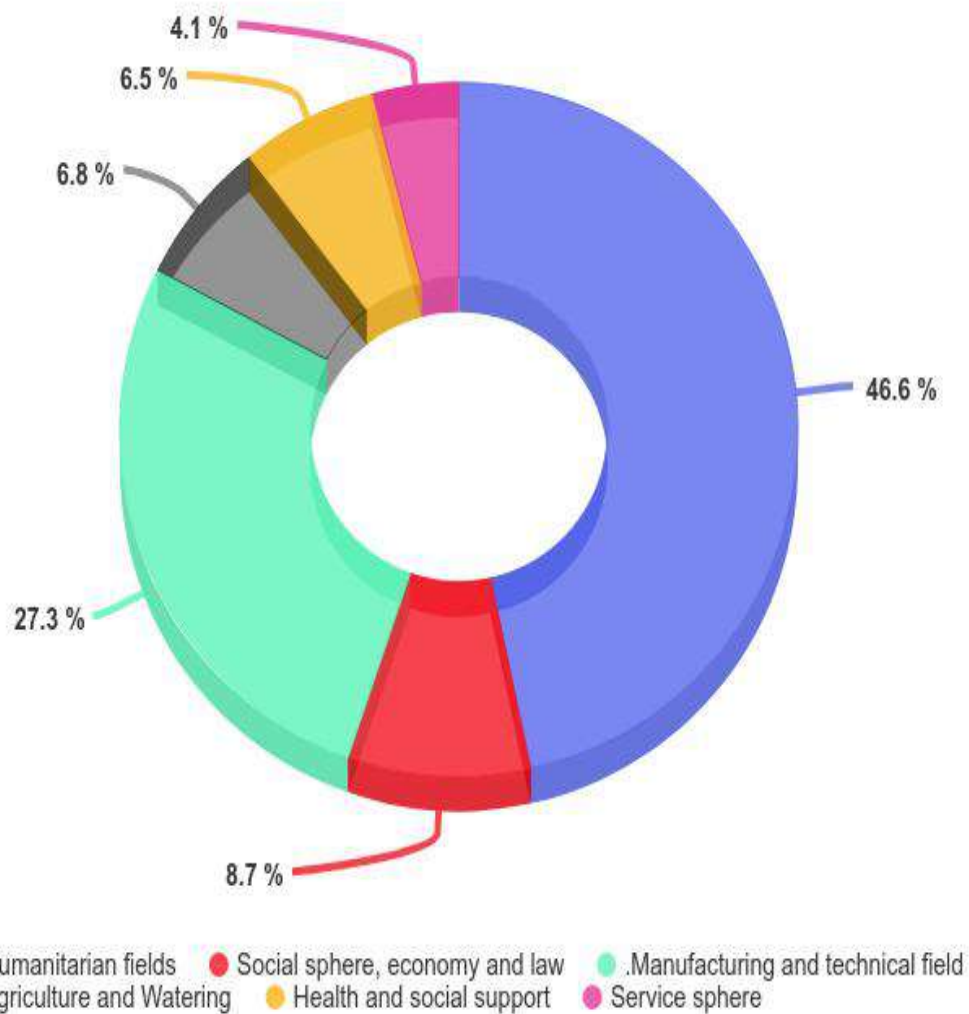
## Main indicators of the higher education system in the Republic of Uzbekistan

As of November 1, 2018, 78 higher educational institutions (except for higher military educational institutions) and 20 branches function in the Republic of Uzbekistan.

### Distribution of admitted students for the 2018/2019 academic year, by territory



Distribution of undergraduate students by areas of education,  
higher educational institutions, %

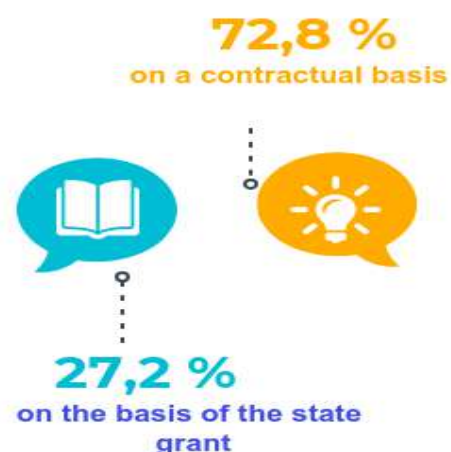


In 2018, 66594 students received a bachelor's degree, of which 19105 people were trained under a state grant. In 2018, out of the number of those who graduated from undergraduate programs, 25566 people were girls (or 38.4%).

From the number of those graduated in the same year, 43.8 % underwent humanitarian studies, 10.7 % in social, economics and law, 28.0 % in production and technology, 7.4 % were trained in agriculture and water management , 4.4 % in health and social welfare, 5.6% in services.

### Admission of students to the master degree of higher educational institutions

In the 2018/2019 academic year, 5725 students were admitted to the magistracy, out of which 27.2 % (1555 people) study on a state grant basis, 72.8 % (4170 people) on a fee-contract basis. On average, there were 236 applications submitted per 100 places.



### The distribution of students enrolled in graduate programs in higher educational institutions by specialties

Of those enrolled in the master's program, 11647 students, 34.9 % receive education in the humanitarian sphere, 19.8 % in the social sphere, economics and law, 21.7 % in the production and technical sphere, 4.9 % in the agriculture and water sector , 16.0 % in the field of health care (the training period for some of them increased to three years) and social security, 2.7 % in the service sector.

The number of students enrolled in the master's program of higher educational institutions, by field of study, %



At the beginning of the 2018/2019 school year, 360.2 thousand students receive education in higher educational institutions, of which 159.4 thousand are girls. 22.1 % of students study on a state grant basis, 77.9 % on a paid-contract basis.

As of November 1, 2018, the distribution of students in higher educational institutions by age is as follows.

**Distribution of students enrolled in higher education institutions,  
by gender, %**

