



## Employment and labor market

January-December 2017 (preliminary data)

For 2017 in the Republic of Uzbekistan the number of labor resources was **18 672,5** thousand people, there was an increase compared with 2016 by **183,6** thousand people or by **1,0** %.

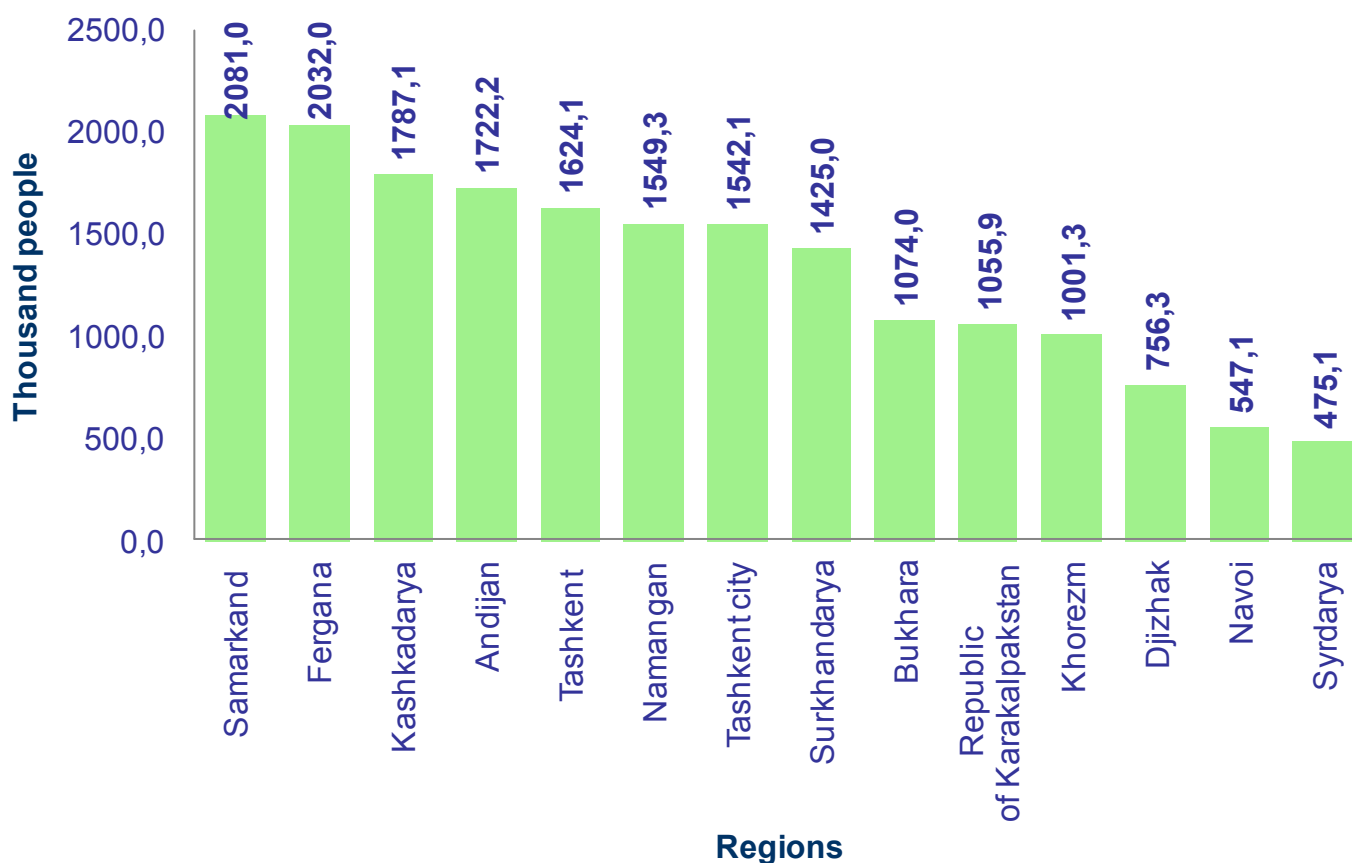
As part of the labor force, the economically active population was **14 357,3** thousand people (**76,9** % of the total number of labor resources), and the number of economically inactive population - **4 315,2** thousand people (**23,1** %).

In the republic, the number of employed population was **13 520,3** thousand people, up **1,7** % compared to the same period in 2016.

### Note:

- The number of employed population of the republic increased by **1,7** % compared to the same period last year.
- The share of employed in small business and private entrepreneurship was **78,3** % of the total number of employees.

**Distribution of labor force by region**  
(January-December 2017, thousand people )

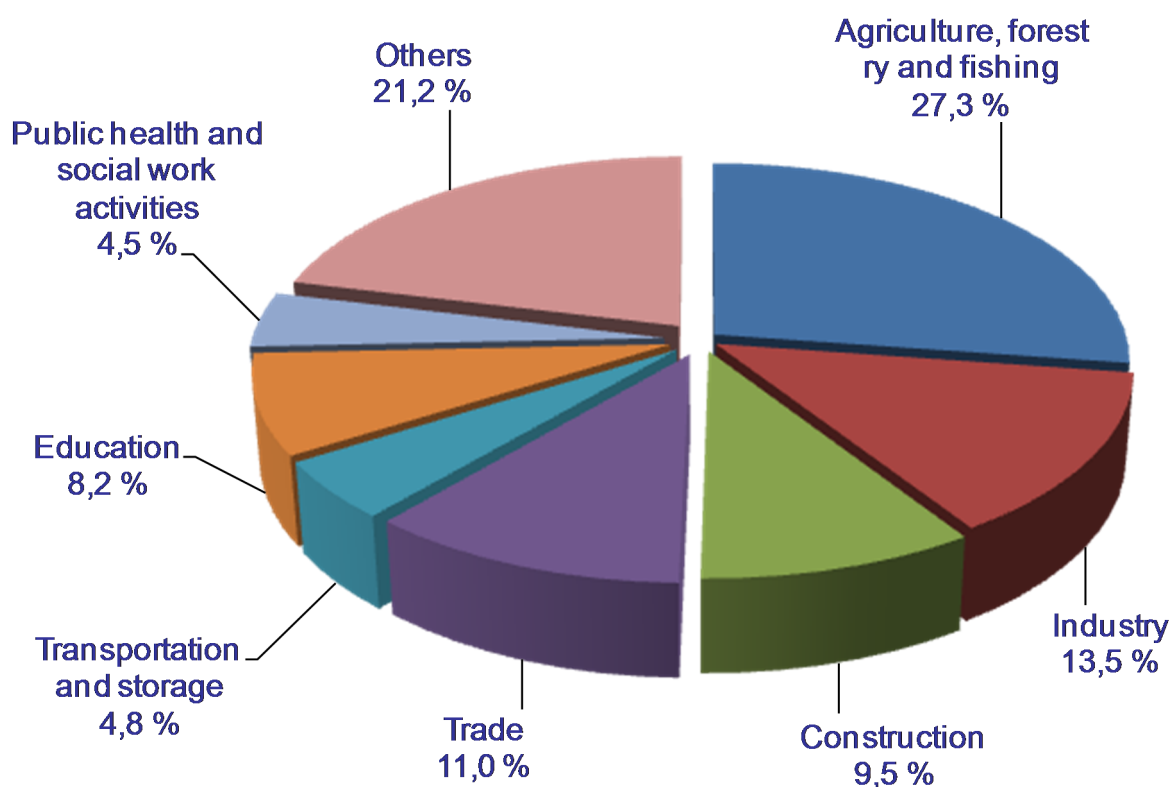


High rates of growth in the number of the employed population as compared to with 2016 marked by the type of activity of transportation and storage of **2,6 %**, financial and insurance activities **2,4 %**, construction **2,1 %**, trade **1,9 %**.

By type of economic activity, the largest share in the total number of employed is in agriculture, forestry and fisheries economy (**27,3 %**), industry (**13,5 %**), trade (**11,0 %**), construction (**9,5 %**) and education (**8,2 %**).

### Distribution of the employed population by type economic activity

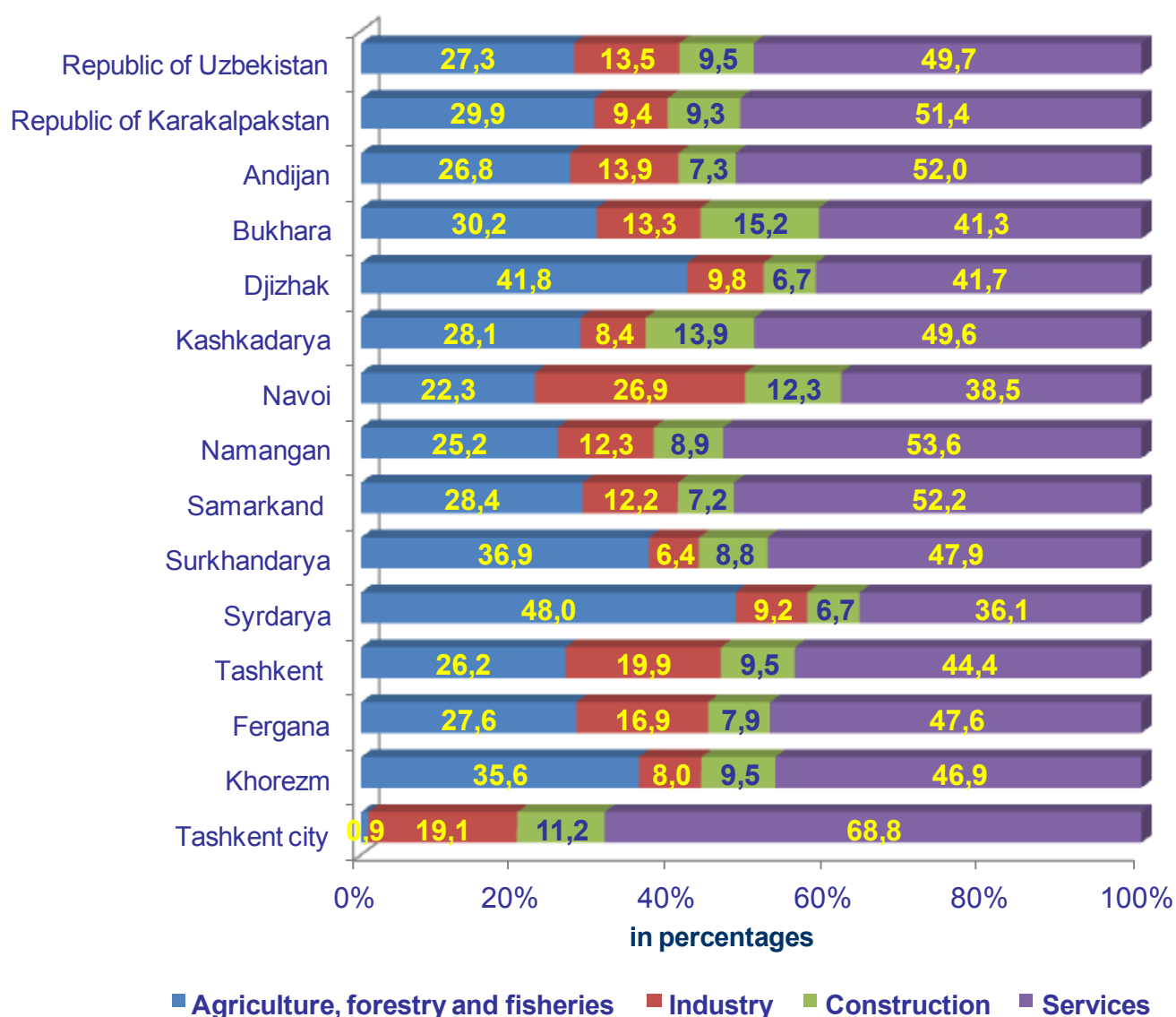
(January-December 2017, in % of the total number of employees )



When analyzing the number of employed in the context of territories and by type economic activity, the highest level of employment was observed in the sphere of agriculture, forestry and fisheries in Djizhak (in **41,8** % of the total number of employed regions) and in the Syrdarya (**48,0** %) regions, in industry - in Navoi (**26,9** %), Tashkent (**19,9** %) regions and Tashkent city (**19,1** %), in the construction sector - in Bukhara (**15,2** %) and Kashkadarya (**13,9** %) regions, as well as in the services sector - in Tashkent city (**68,8** %), Namangan (**53,6** %), Samarkand (**52,2** %), Andijan (**52,0** %) regions and Tashkent city (**68,8** %).

### Distribution of the employed population by type economic activity in the context of territories

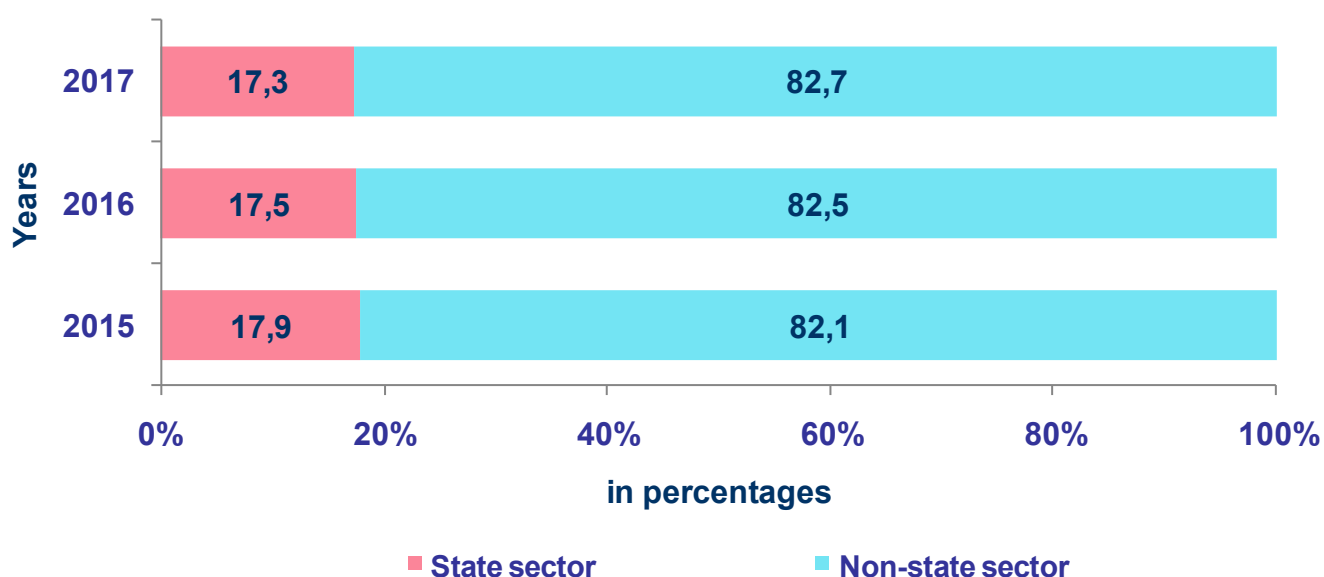
(January-December 2017, in % of the total number of employees )



The results of reforms in the country on the development of small business and private entrepreneurship are reflected in the employment indicators. In 2017, the share of employed in small business and private entrepreneurship accounted for **78,3** % of the total number of employees. In the Republic of the total number of employed, the share of employed in the public sector was **17,3** %, while in the non-state sector of **82,7** %.

### Distribution of the employed population by sector of the economy

(January-December 2017, in % of the total number of employees.)



According to the data of Ministry of Employment and Labor Relations for 2017, the number of unemployed people in need in job placement (unemployed) amounted to **837,0** thousand people, the unemployment rate was **5,8** % of the economically active of the population.

At the same time, 2017, the number citizens registered with labor authorities as job seekers at the end of December amounted to **14,4** thousand people, and increased **2,9** times compared to 2016.

