



COMPREHENSIVE INCOME OF THE POPULATION

January-June 2018

FIGURES:

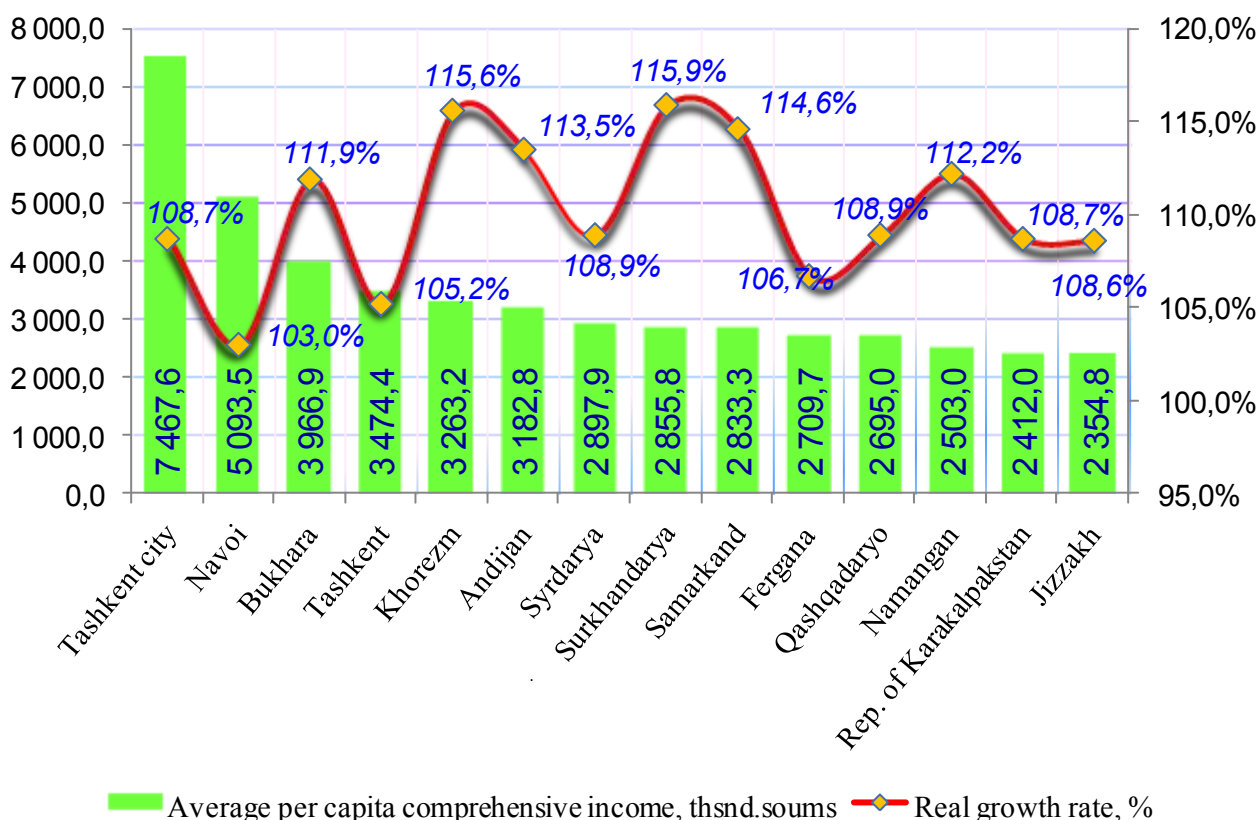
- Total revenues of the population - 109.2 trillion soum
- Real growth rates of aggregate income of the population - 112.0%
- Total income per capita of the population - 3 332.4 thousand soums
- Real total incomes per capita - 2 793,0 thousand soum
- Real growth rates
- of total income per capita - 110.1%

According to preliminary data, in January-June 2018, the total aggregate income of the population amounted to 109.2 trillion soum, which, per capita, averaged 3.3 million soum.

Real incomes characterize nominal incomes taking into account changes in retail prices and tariffs, representing the real purchasing power of nominal incomes.

In connection with the change in consumer prices, the growth rate of total income of the population in real terms were 112.0%, incomes per capita - 110.1% compared to with the same period of the previous year.

The volume of average per capita aggregate incomes of the population and real growth rates for the regions of the Republic of Uzbekistan for January-June 2018



Total income of the population

Total incomes of the population include cash income and income in kind, consist of income that, as a rule, has the property of repeatability and enters the household or its individual members on a regular basis, annually or at shorter intervals.

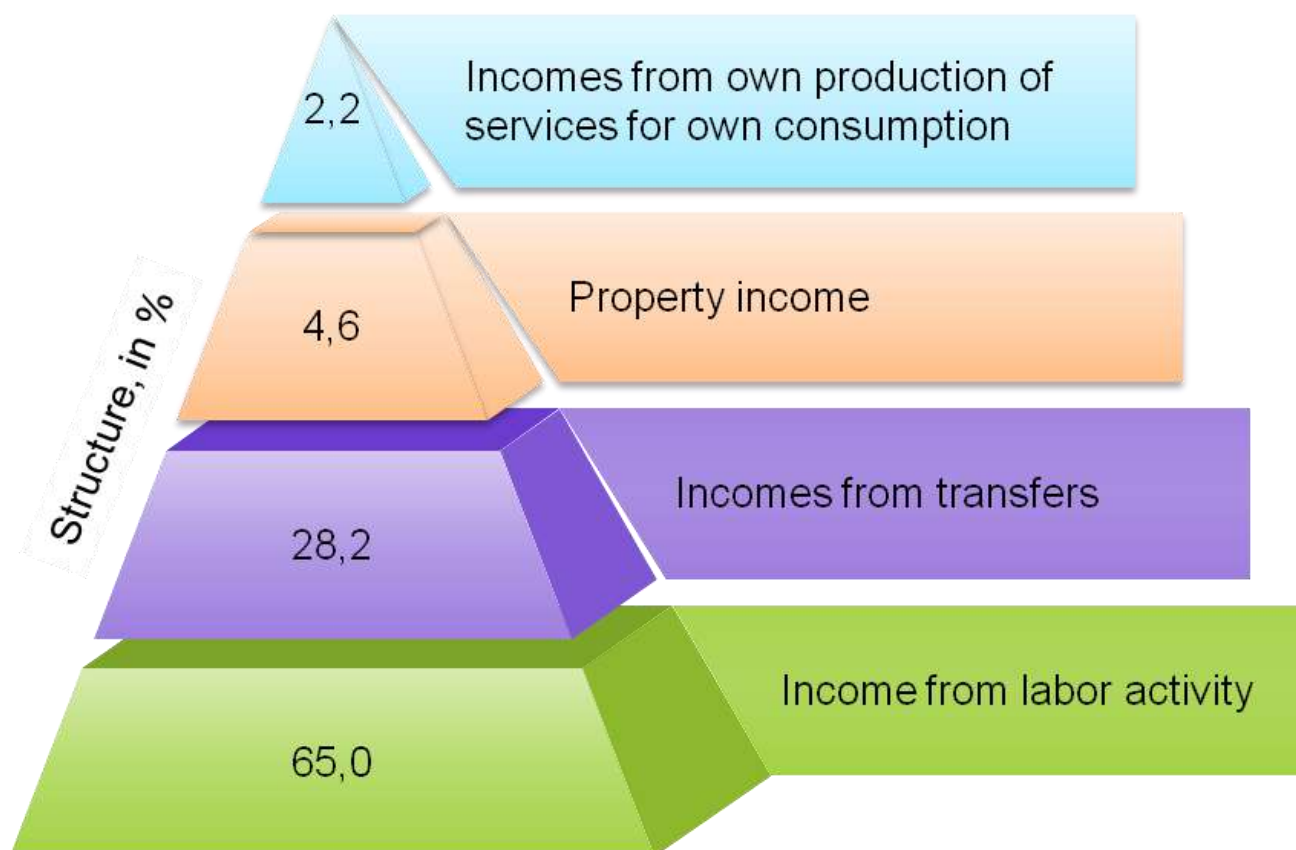


Average per capita nominal aggregate incomes of the population are higher medium-republican values were registered in Tashkent - 7467.6 thousand soums, Navoi - 5,093.5 thousand soums, Bukhara - 3966.9 thousand soums and in Tashkent 3474.4 thousand Soums.

A very high rate of real growth in total income per capita of the population was recorded in Surkhandarya - 15.9%. Also in Khorezm - 15,6%, Samarkand - 14,6%, Andijan - 13,5%, Namangan - 12,2%, Bukhara - 11.9% of the regions average per capita income exceeds average republican level.

Significant growth in total aggregate income of the population mainly contributed to a significant change in income from labor activities (income of employees and self-employment), on share of which account for 65.0% of total revenues and 28.2% of revenues from transfers.

Structure of total income of the population, %



Total income of the population

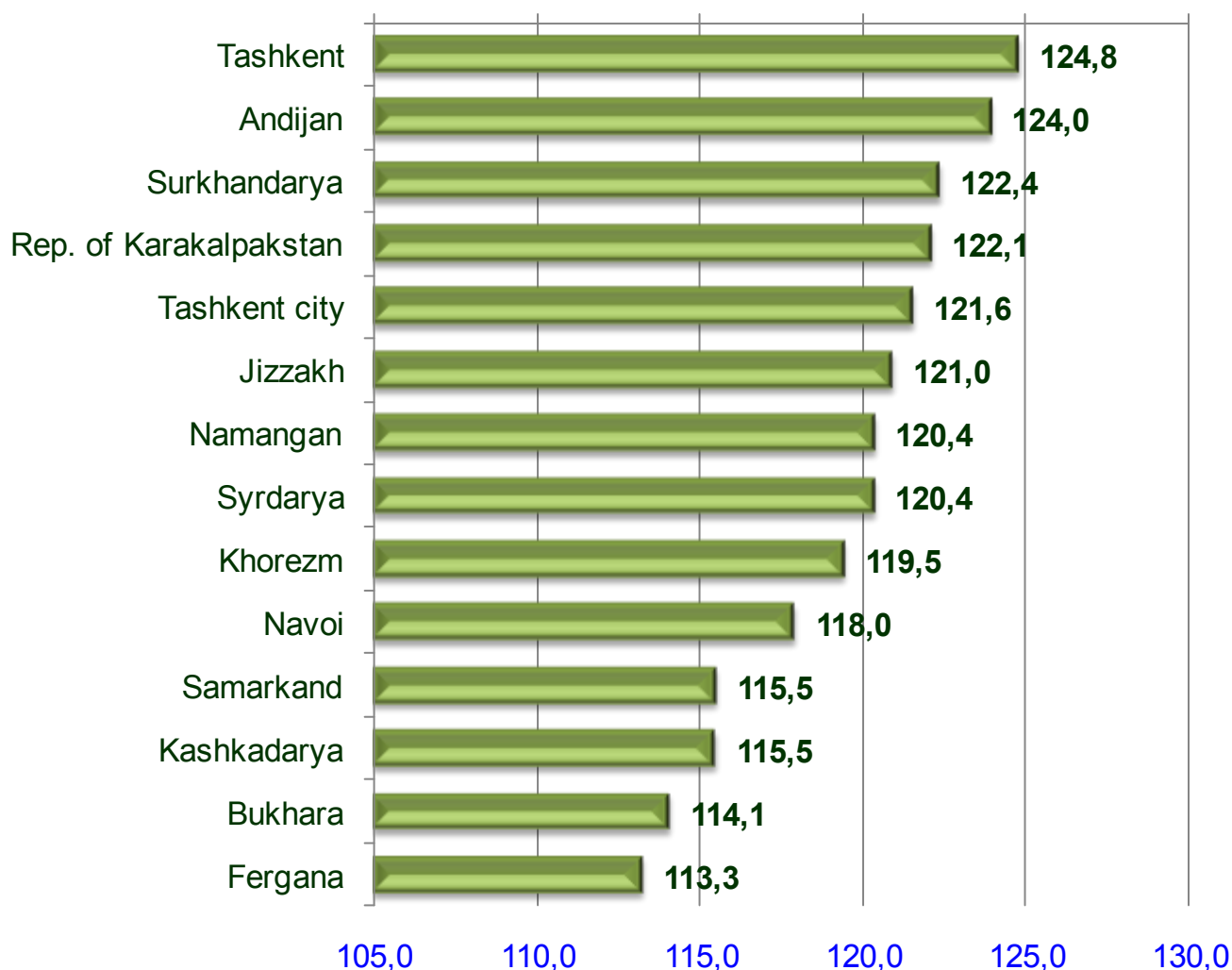
Income from labor activity

The income from labor activity has a significant weight in the structure of the aggregate income of the population. According to preliminary data for January-June 2018, the share of income from work in the structure of total income of the population was 65.0%, the nominal growth rate of income by the corresponding period of 2017 reached 121.3%.

Such a significant share and growth rates for that period contributed to the growth of the total volume of total revenues in the order of 15.2%. In turn, income from employment is formed from income Employees and income from self-employment. In January-June of 2018 incomes of wage earners increased by 19.6% and accounted for 30.3% of the total aggregate income of the population.

Growth rates of incomes of wage workers by regions for January-June of 2018

(% of the corresponding period of the previous year)



Total income of the population

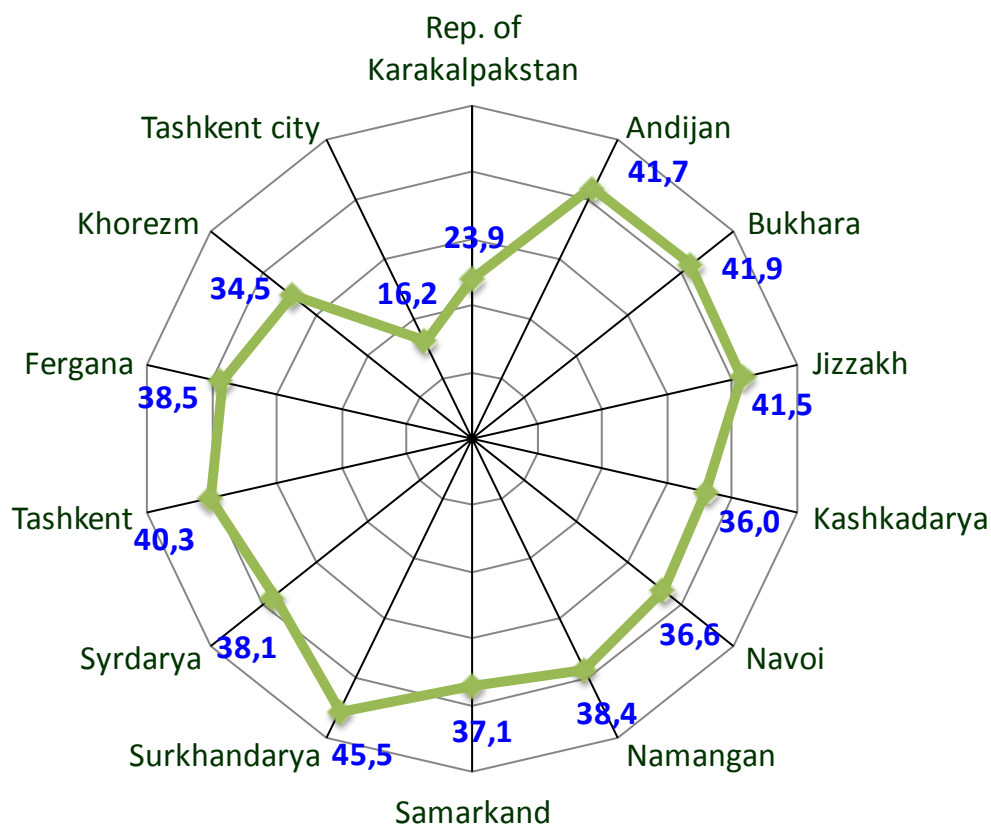
The largest nominal growth rates of incomes of hired workers were (124.8%), Andijan (124.0%), Surkhandarya (122.4%) oblasts, the Republic of Karakalpakstan (122.1%), and in Tashkent (121.6%) and the Jizzakh (121.0%) of the region.

In calculating the aggregate income of the population, income in the form of wages includes payroll accrued to employees, all types of payments incentive nature, compensation payments and payment for time not worked. Income in the form of labor remuneration also includes payments to employees of the mass media, payments for rationalization proposals and similar remunerations that are not covered by the Copyright.

The next main source of income from employment is income from self-employment. This area is mainly related to individual entrepreneurial activities of the population in various branches of the economy.

In January-June 2018, the nominal growth rates of household incomes from self-employment accounted for 122.7%. In the total volume of aggregate income of the population, this source of income takes a significant weight and its share is 34.7%.

The share of income from self-employment in the total amount of total incomes of the population by region, %



Total income of the population

The income from self-employment in its specific weight also has a significant impact on the total income of the population. With an increase in income from self-employment by 1%, total aggregate income increases by 0.38%.

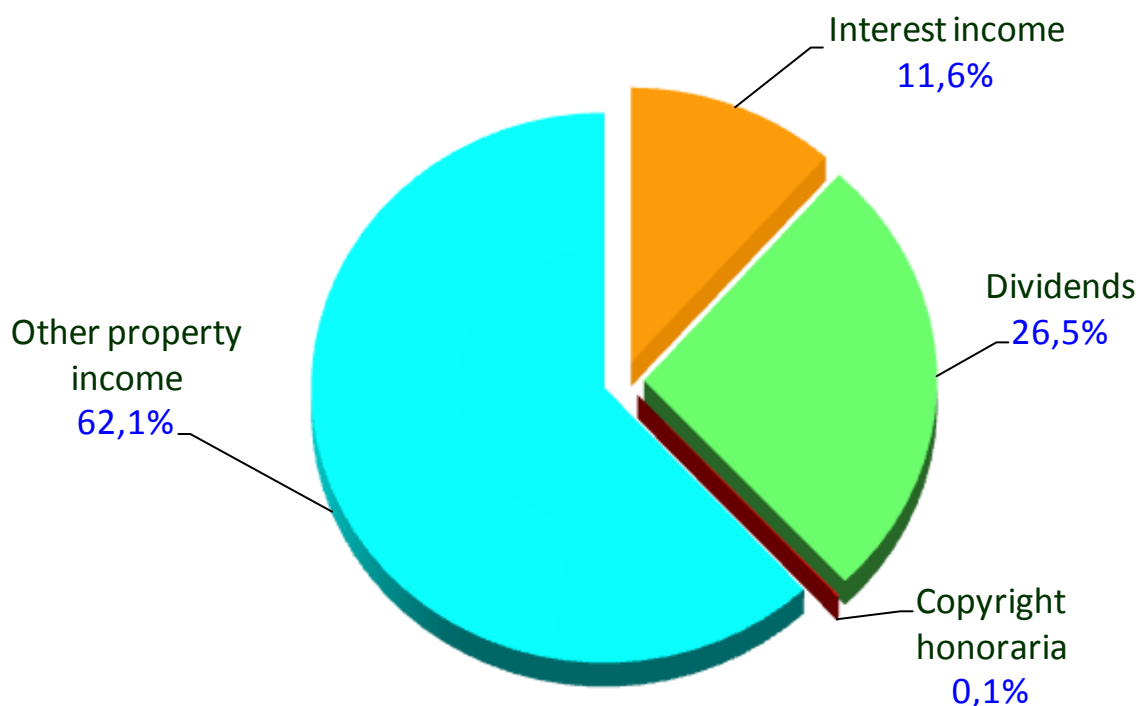
The share of income from self-employment in the total income in the regions varies and ranges from 16.2% (in Tashkent) to 45.5% (in Surkhandarya region). The largest share (one third - 31.5%) in the total volume of received income from self-employment accounted for Tashkent (10.6%), Andijan (10.6%) and Samarkand region (10.3%). And the smallest proportion accounts for the Syrdarya (2.4%) region, the Republic of Karakalpakstan (2.8%) and the Jizzakh (3,4%) region.

Income from property

One of the sources of income of the population is income from property. According to preliminary results, for January-June 2018 the population received 5.0 trillion soums of property income. Nominal rates of their growth, in comparison with the corresponding period of 2017, amounted to 137.4%. Share of income from property in total aggregate income the population reached 4.6%.

In turn, income from property consists of interest, dividends, royalties and other property income.

Structure of income from property,%



Total income of the population

In the structure of income from property, the majority property income - 62.1%. The next most important are dividends - 26.5%, interest on bonds, deposits and other securities, as well as royalties - 11.4%.

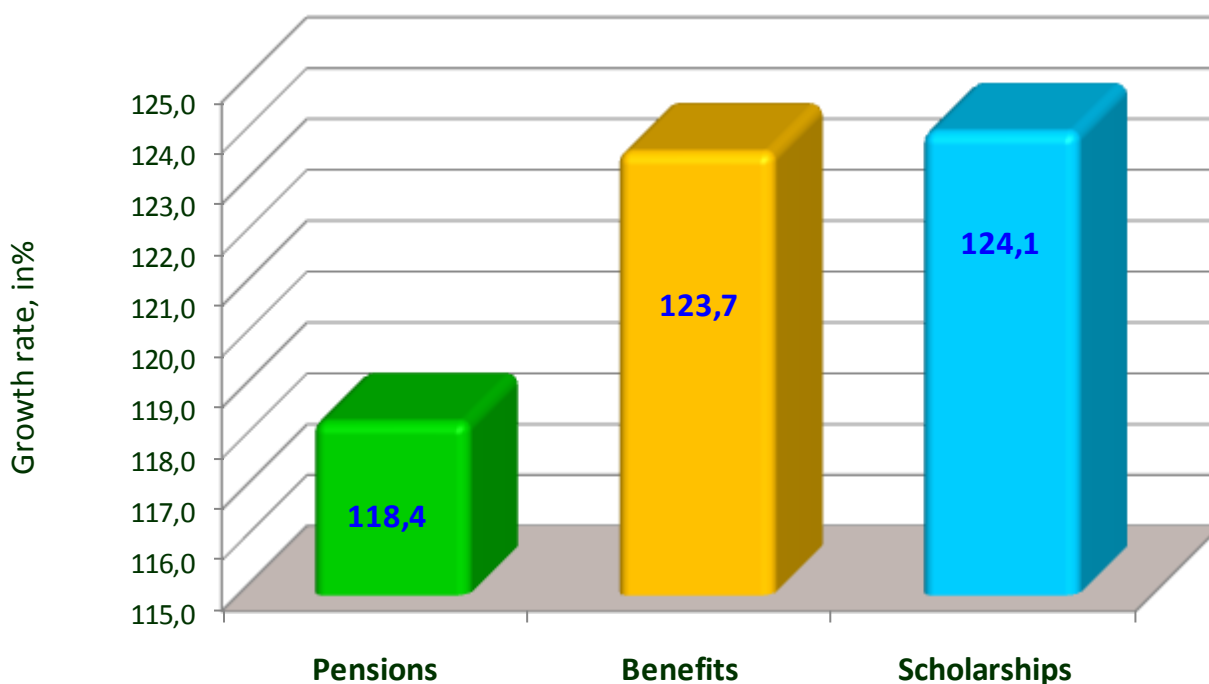
The effect of income from ownership on the change in the total volume of aggregate income of the population is insignificant. In the past period, these revenues contributed to an increase in the total volume of total revenues in the order of 1.7%.

Two-thirds of the volume of income received from January-June 2018 property fell to the share of Tashkent - 69.4%. The following regions, having a significant weight, are Tashkent (6.3%), Samarkand (4.1%) and the Fergana (3.5%) regions.

Income from transfers

In the structure of income of the population, the income from transfers. Nominal growth rates of income from transfers to preliminary data for January-June 2018 to the corresponding period of the previous year amounted to 176.0%. At the same time, the share of transfers in the total aggregate income of the population for this period increased by 6.8% points and amounted to 28.2%. Growth of social transfers for the period has reached 119.3%.

Growth rates of social transfers by types,%



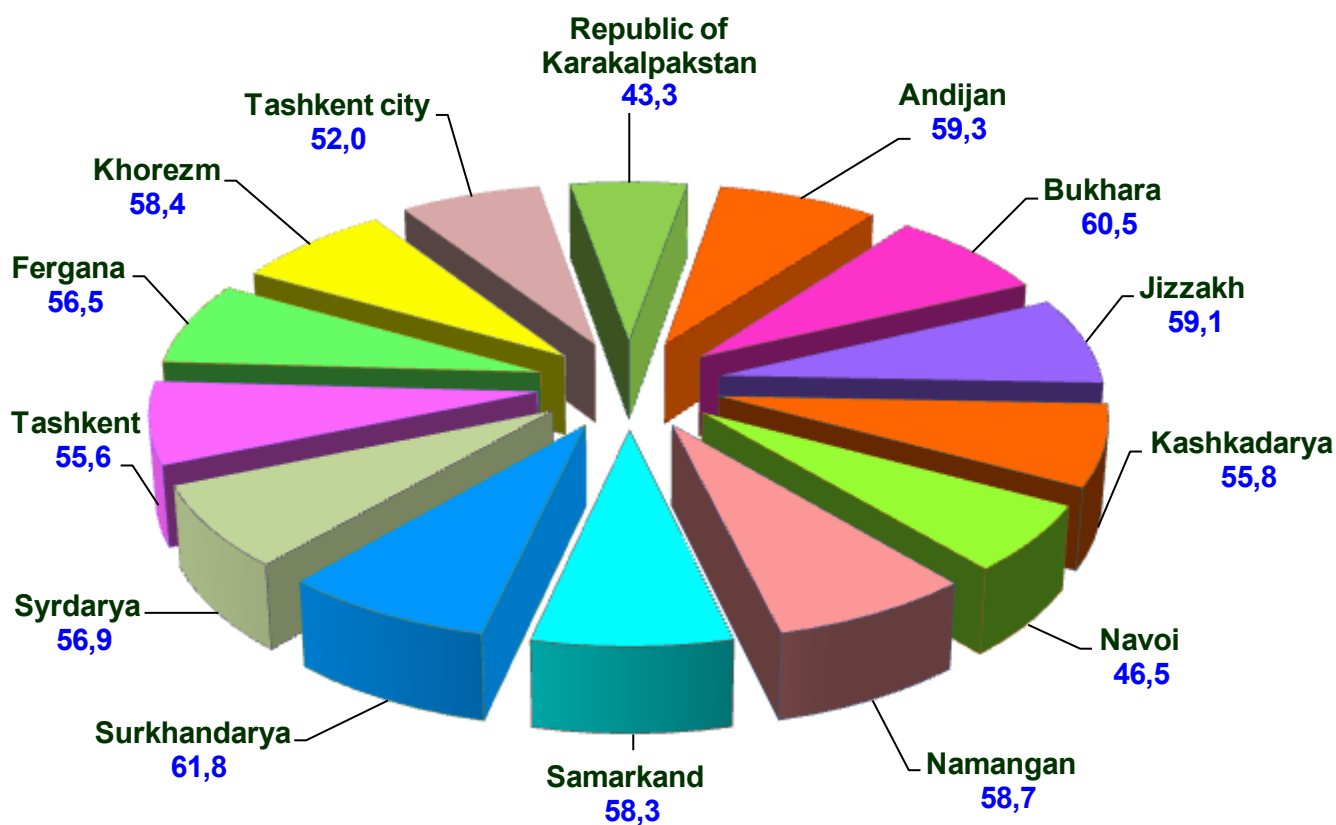
Total income of the population

The growth of social transfers is mainly affected by pensions, the share of which is 83.1% of their volume. Nominal rates of growth of pensions, in comparison with the data of the corresponding period of 2017, amounted to 118.4%.

Changes over the past period of pensions, allowances and scholarships contributed to the growth of total aggregate income of the population by 2.4%.

It should be noted that, according to preliminary data for January-June 2018, out of the total volume of total income of the population, the share of revenues received from small business amounted to 56.0%.

The share of incomes received from small business in the structure of total incomes of the population by region, in%



In the structure of the aggregate income of the population, the share of income from small business has significant weight in the following regions: Surkhandarya -61.8%, Bukhara-60.5%, Andijan-59.3%, Jizzakh - 59.1%, Namangan - 58, 7% of Khorezm - 58.4% and Samarkand region - 58.3%.

Management of statistics on living standards and surveys of the population of Goskomstat

Responsible for the issue: J.Khakimov

Contact number: (71) 230-81-66