



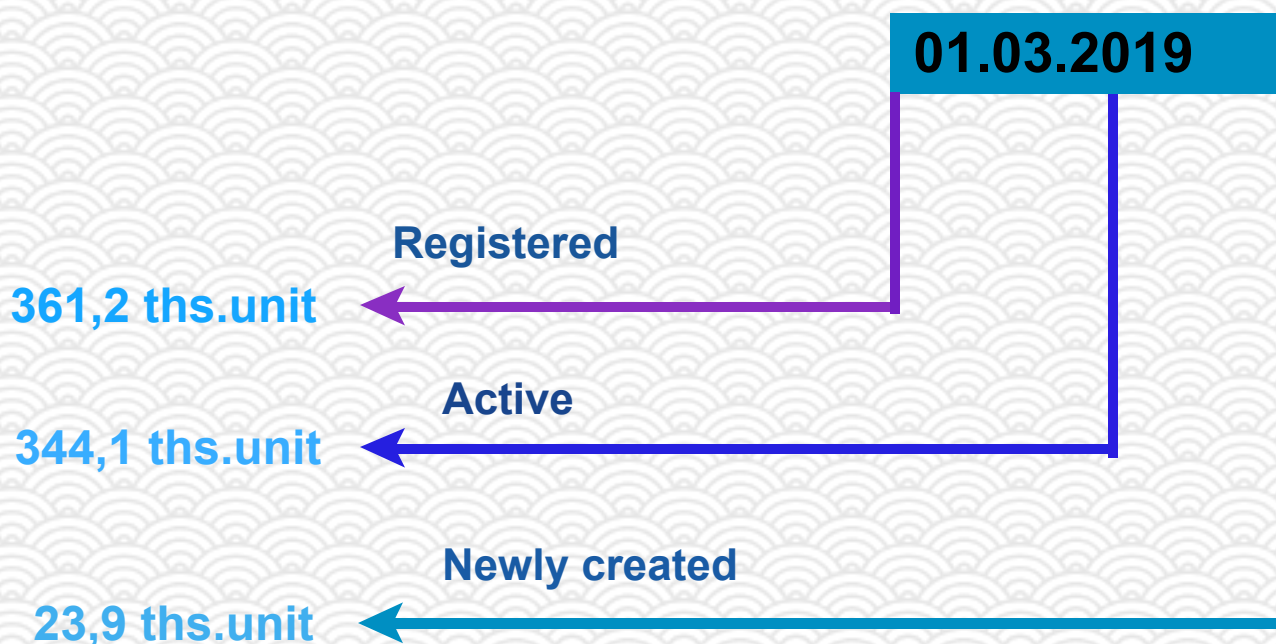
## Enterprises and organizations

(as of March 1, 2019)

(without farmer and dekhkan farms)

In January-February 2019 in the Republic of Uzbekistan the number of newly created enterprises and organizations amounted to more than 23.9 thousand units, which is 13.2 thousand units more than the same period last

As a result, the number of active enterprises and organizations from the beginning of the year increased by 51.0 thousand units (17.4 %) and amounted to 344.1 thousand units.



A number of positive changes are occurring in our country related to the acceleration of the development of small and medium-sized businesses, and therefore a favorable business environment is being created. Important decisions are made in the legislation in the field of state registration and accounting of business entities, as well as improving the automated system of state registration. All this is a necessary factor for the creation and development of private business by the public and foreign investors.

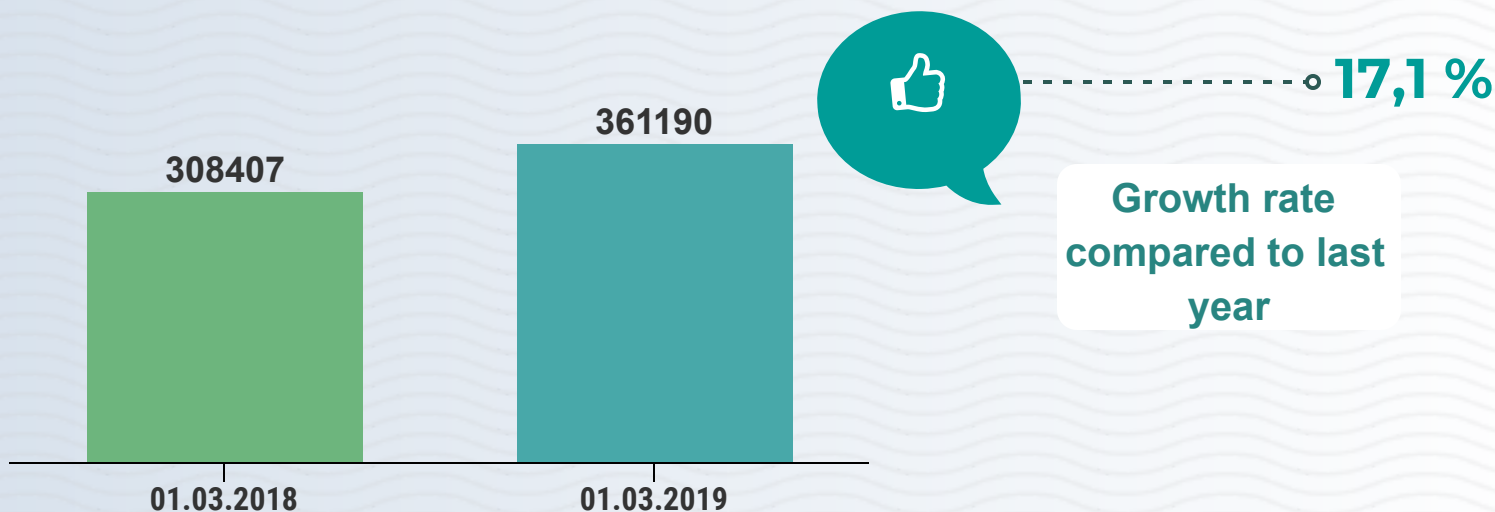
# Number of registered enterprises and organizations

(without farmer and dekhkan farms)

(as of March 1, 2019)

amounted 361,2  
ths.unit

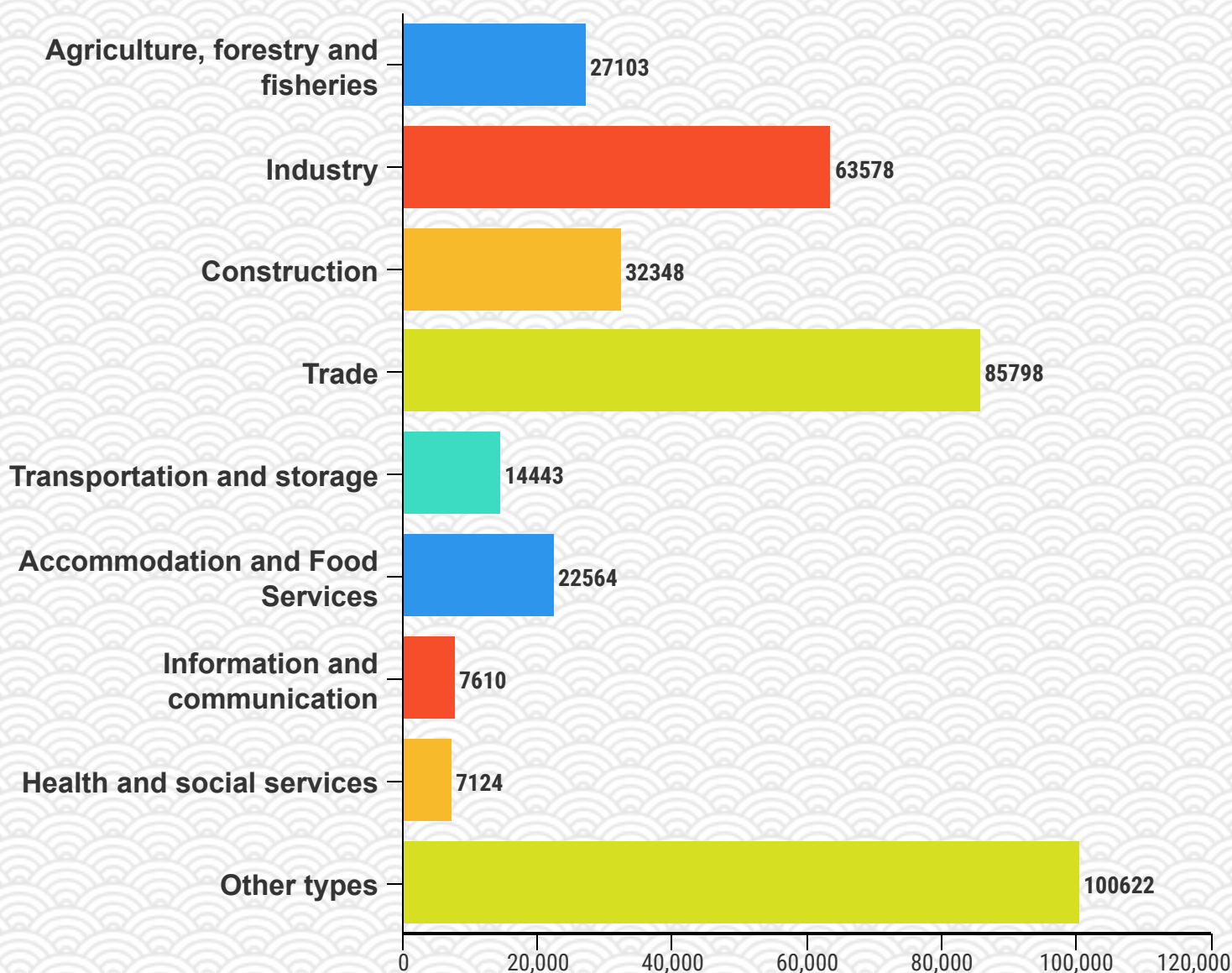
Registered  
enterprises, unit



As of March 1, 2019, the number of registered enterprises and organizations was 361.2 thousand units, which is 17.1 % more than the same period last year. By the types of their economic activity in the sphere of trade, 23.8 % are accounted for, industry - 17.6 %, construction - 9.0 %, agriculture, forestry and fishery - 7.5 %, accommodation and food services - 6.2 % , transportation and storage - 4.0 %, information and communication - 2.1 %, health and social services - 2.0 %, in other areas of economic activity - 27.8 %.

# Number of registered enterprises and organizations by economic activity, unit

(without farmer and dekhkan farms)



If we consider the number of registered enterprises and organizations by type of economic activity, then the trade sector accounts for 85798 units, industry - 63578, construction - 32348, agriculture, forestry and fisheries - 27103, accommodation and food services - 22564, transportation and storage - 14443, information and communication - 7610, health and social services - 7124, other spheres of economic activity - 100622 units.

# Active legal entities

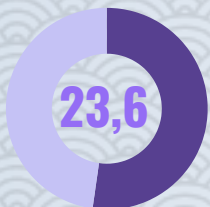
(without farmer and dekhkan farms)



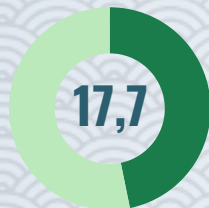
The number of active enterprises and organizations, compared with the same period last year, increased by 51.0 thousand units (17.4 %), their total number was 344.1 thousand units.

## Share of acting legal entities by type of economic activity, %

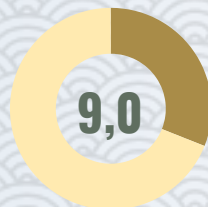
(without farmer and dekhkan farms)



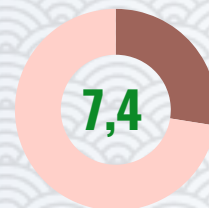
Trade



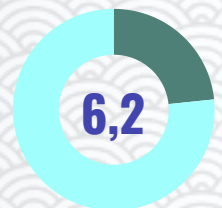
Industry



Construction



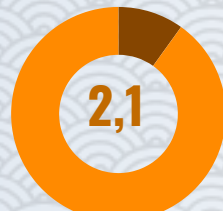
Agriculture, forestry and fisheries



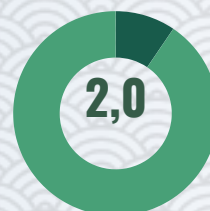
Accommodation and food services



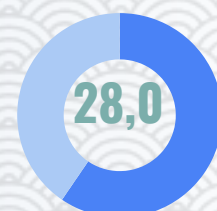
Transportation and storage



Information and communication



Health and social services

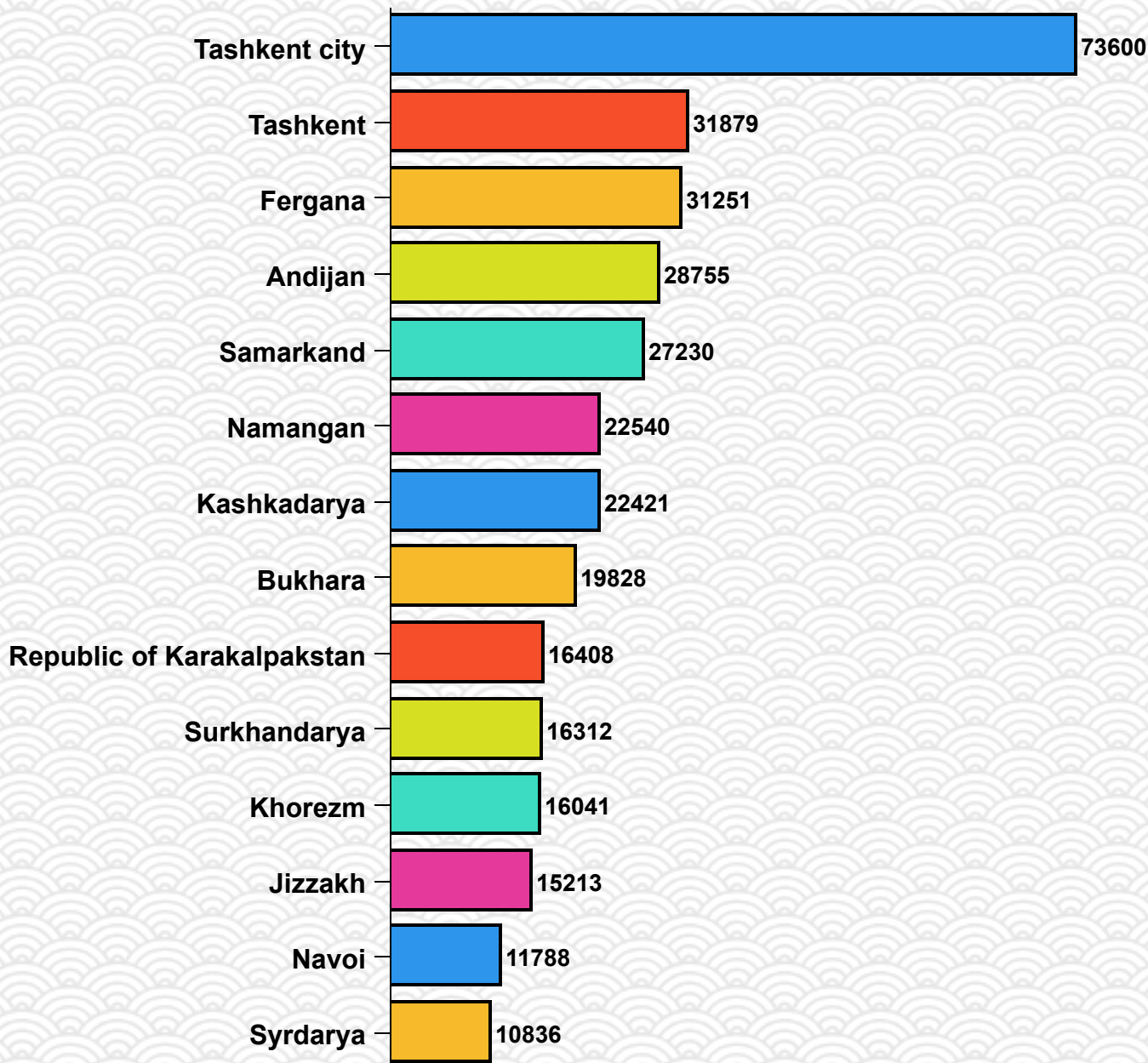


Other types



# The number of existing enterprises and organizations in the regions, unit

(without farmer and dekhkan farms)



The largest number of active enterprises and organizations is located in Tashkent city (73600 units), Tashkent (31879 units), Fergana (31251 units), Andijan (28755 units) and Samarkand (27230) regions. In Syrdarya (10836 units), Navoi (11788 units) and Jizzakh (15213 units) regions, a small number of enterprises and organizations were recorded.

# Newly created legal entities

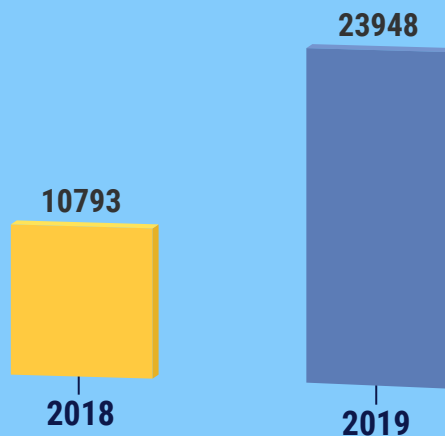
(without farmer and dekhkan farms)



**In January-February 2019, 23948 units of enterprises and organizations were created, which is 13155 units more than in the same period of 2018.**

## Dynamics of newly created enterprises and organizations, units

for the same period in January-February 2017, the growth was 1655 units



for the same period in January-February 2018, the growth amounted to 13155 units



If we consider the number of newly created enterprises and organizations by type of economic activity, the main part falls on trade (11126 units), industry (4623 units), construction (2030 units), agriculture, forestry and fisheries (1238 units). The smallest number is observed in the field of health care and the provision of social services (202 units), information and communication (271 units), as well as in the field of transportation and storage (646 units).

# Number of newly created enterprises and organizations by type of economic activity, unit

(without farmer and dekhkan farms)

Trade



11126

Transportation and storage



646

Accommodation and food services



1621

Construction



2030

Industry



4623

Information and communication



271

Health and social services



202

Agriculture, forestry and fisheries



1238

Other types

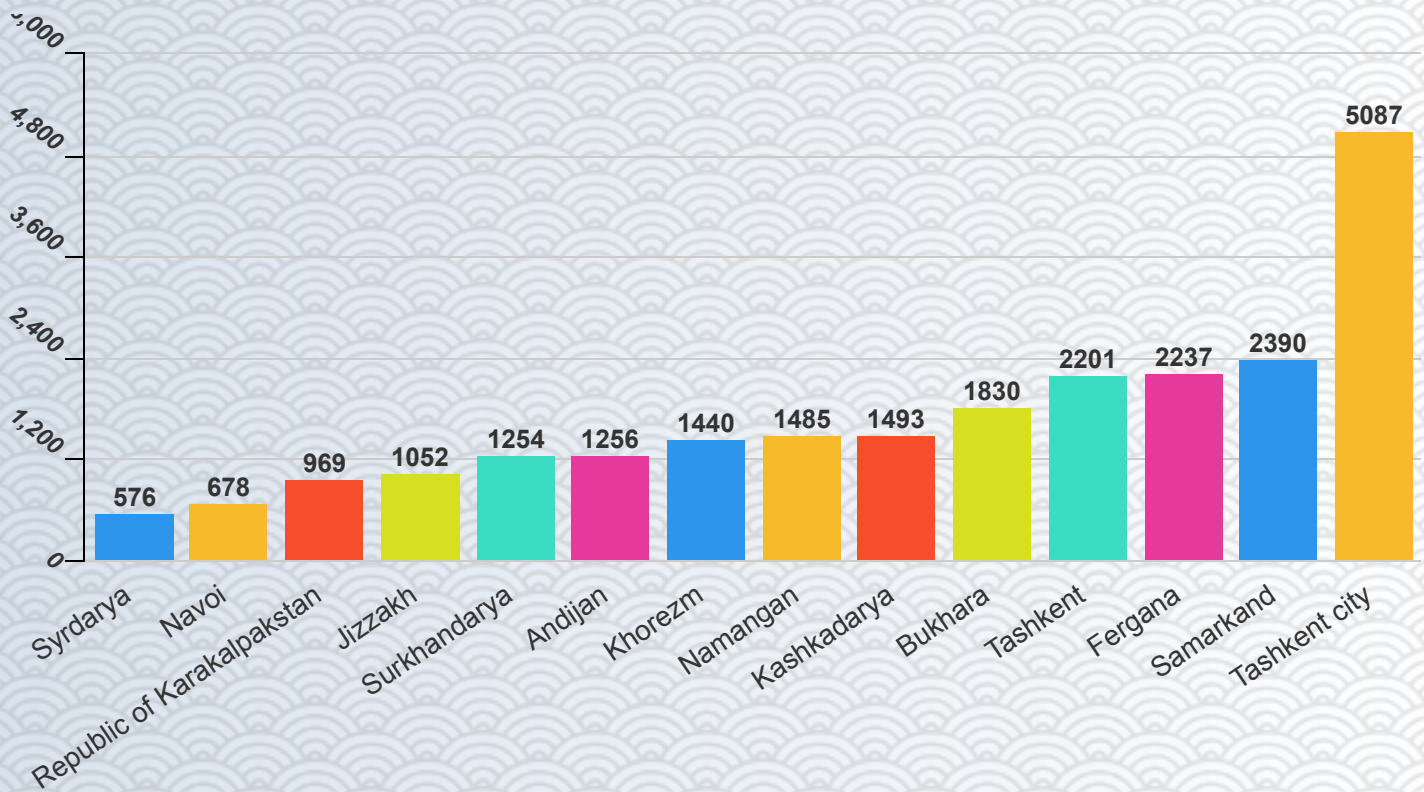


2191



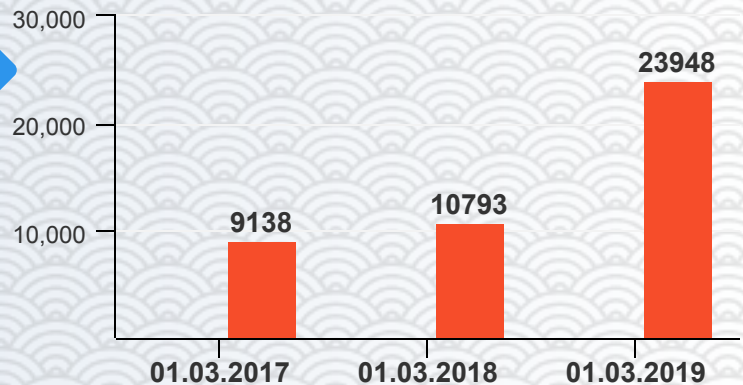
# Number of newly created enterprises and organizations by region, unit

(without farmer and dekhkan farms)



The largest part of the total number of newly created enterprises and organizations falls on the Tashkent city (5087 units), Tashkent (2201 units), Samarkand (2390 units) and Fergana (2237 units) regions. In contrast, Syrdarya (576 units), Navoi (678 units) and Jizzakh (1052 units) regions demonstrated a low level of their creation.

The number of newly created enterprises and organizations by year



■ Growth in the number of enterprises, units



# COMMERCIAL ENTERPRISES

(without farmer and dekhkan farms)

(as of March 1, 2019)

The number of active commercial enterprises and organizations as of March 1, 2019 reached 285.2 thousand units

The number of existing commercial enterprises according to the classifier of organizational and legal forms, unit.

Общества с ограниченной ответственностью



Private enterprises



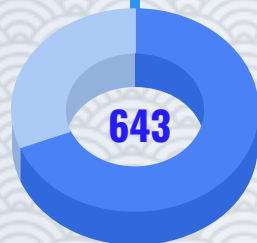
Family businesses



Unitary enterprises



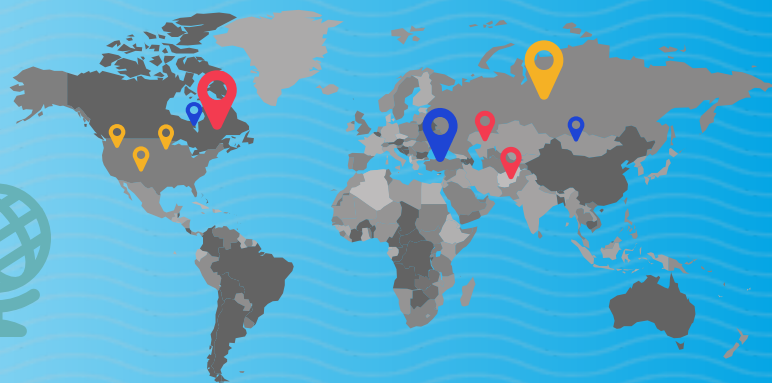
Stock companies



Others



# Enterprises with foreign capital



8056  
unit

**The number of active enterprises with foreign capital**

**Compared to the same period last year, their number increased by 41.1%**



**Most of them belong to the Russian Federation, the Republic of Turkey, the People's Republic of China, the Republic of Kazakhstan and the Republic of Korea.**

As of March 1, 2019, the number of active enterprises with foreign capital amounted to 8056 units. Compared to the same period last year, their number increased by 2345, or 41.1 %. Most of them belong to the Russian Federation, the Republic of Turkey, the People's Republic of China, the Republic of Kazakhstan and the Republic of Korea.






# The number of active enterprises with foreign capital in some countries, unit

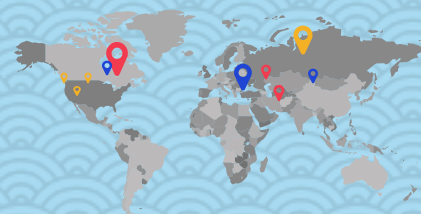


# Dynamics of growth of active enterprises with the participation of foreign capital by years, unit





Also, 4218 enterprises with foreign capital are joint, 3838 - foreign.



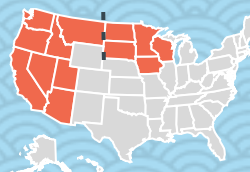
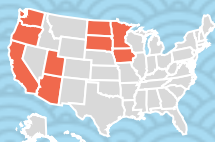
8056

Joint ventures

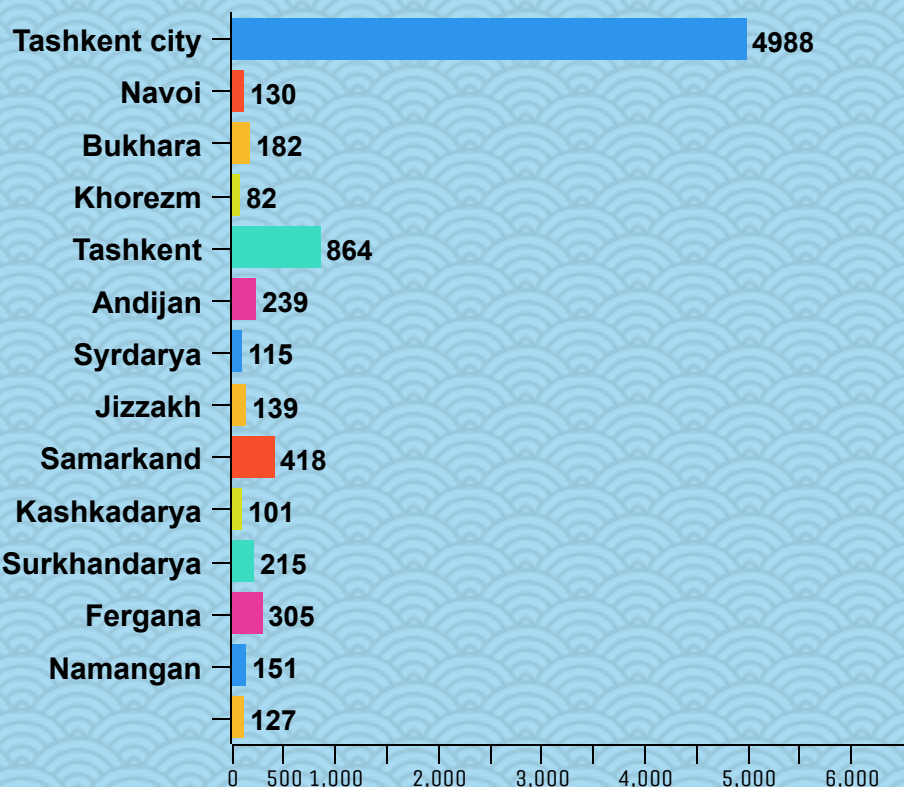
Foreign enterprises

3838

4218



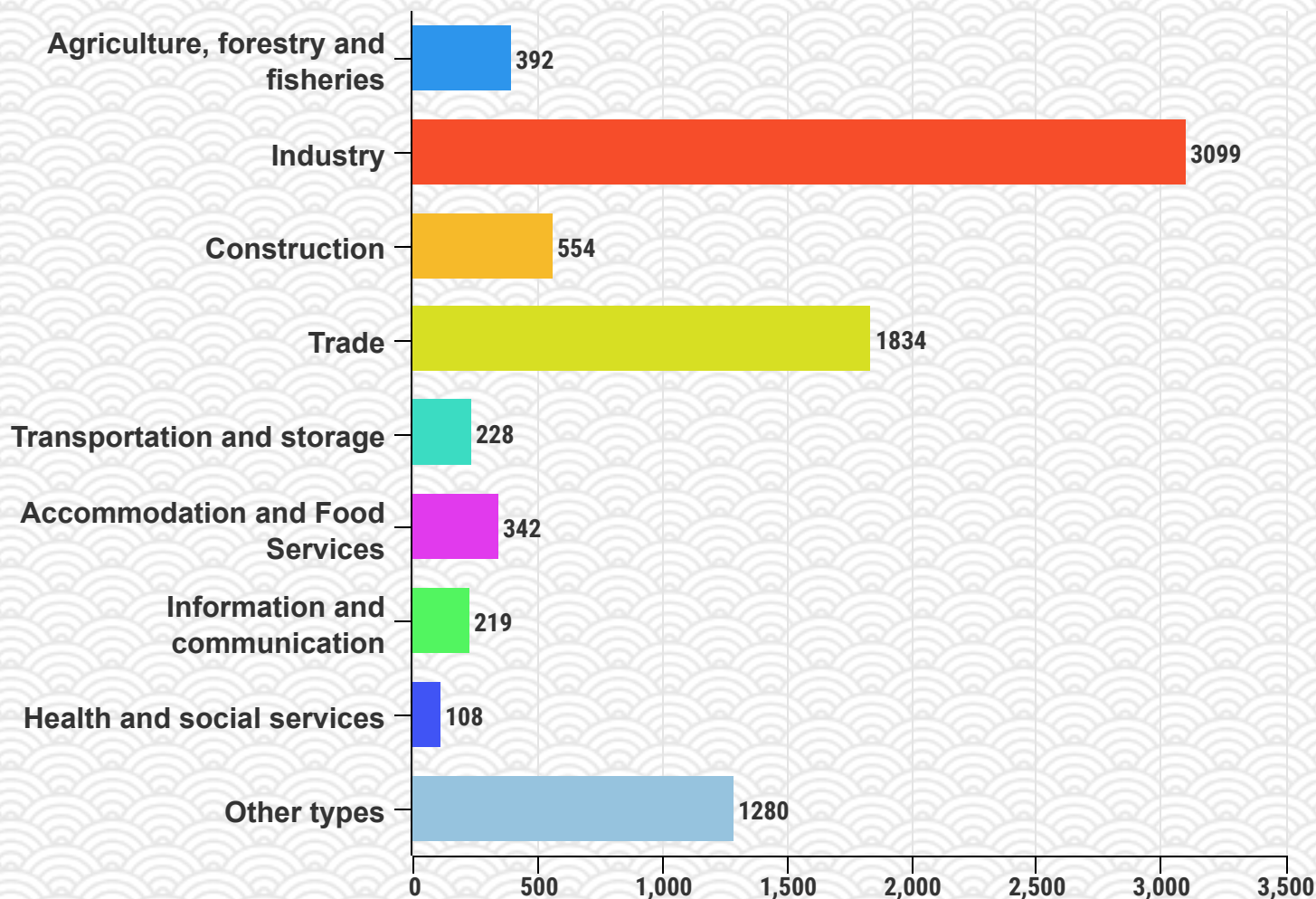
## Number of active enterprises with foreign capital participation by region, unit



The main part of the active enterprises with the participation of foreign capital accounts for the city of Tashkent - 4988 units (61.9 %), Tashkent - 864 units (10.7 %) and Samarkand - 418 units (5.2 %) regions. Their smallest part is recorded in Khorezm - 82 units (1.0 %), Kashkadarya - 101 units (1.2 %), Syrdarya - 115 (1.4 %), Navoi - 130 units (1.6 %) regions and the Republic of Karakalpakstan - 127 units (1.6%).



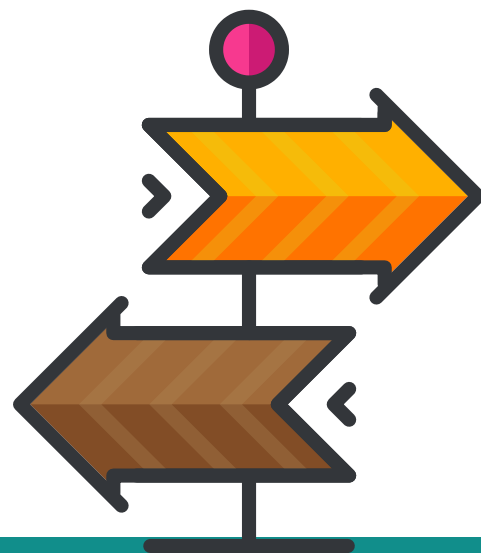
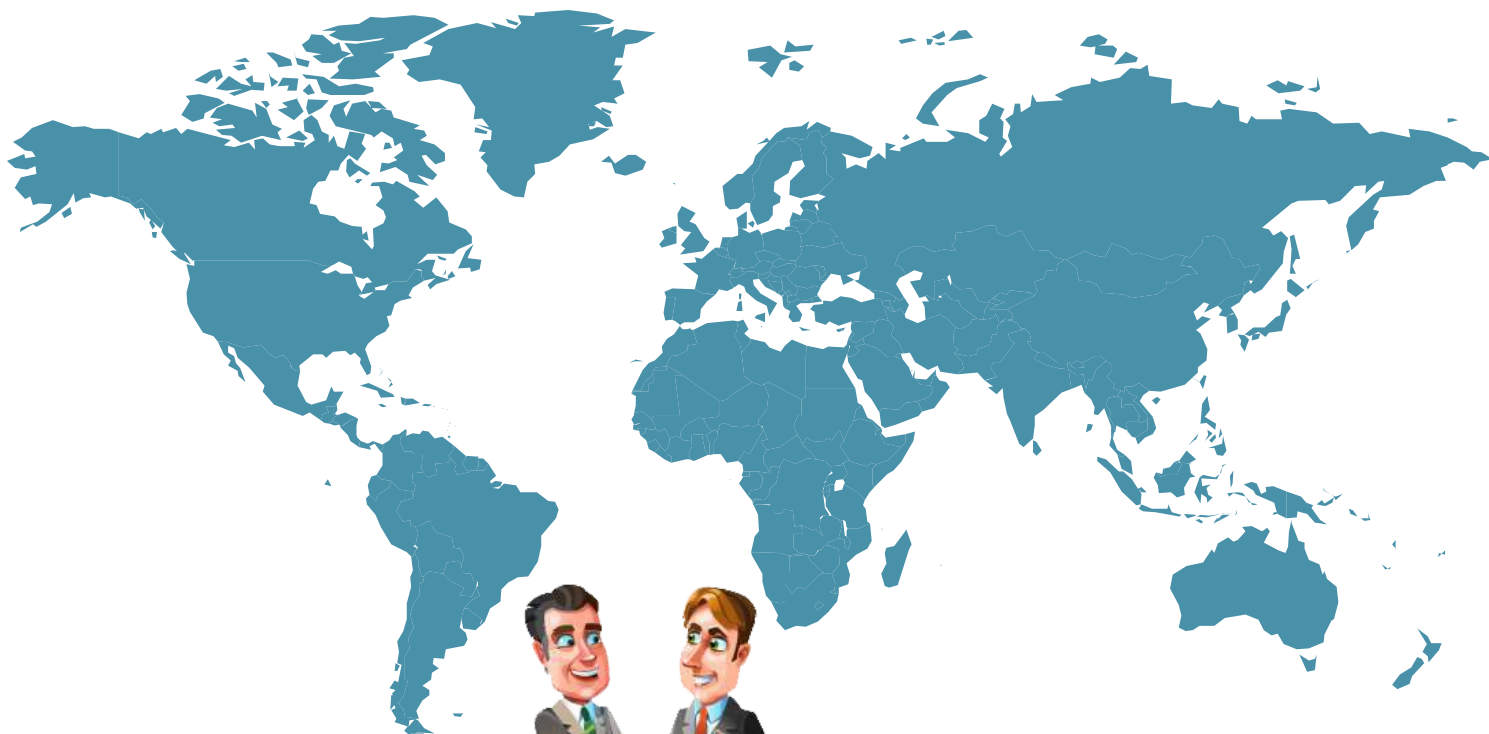
# Number of active enterprises with foreign capital participation by type of economic activity, unit



From this it can be seen that the main part of the operating enterprises with the participation of foreign capital falls on industry and trade, the smallest share falls on health care and the provision of social services, as well as information and communication.



# Newly created enterprises with foreign capital



1

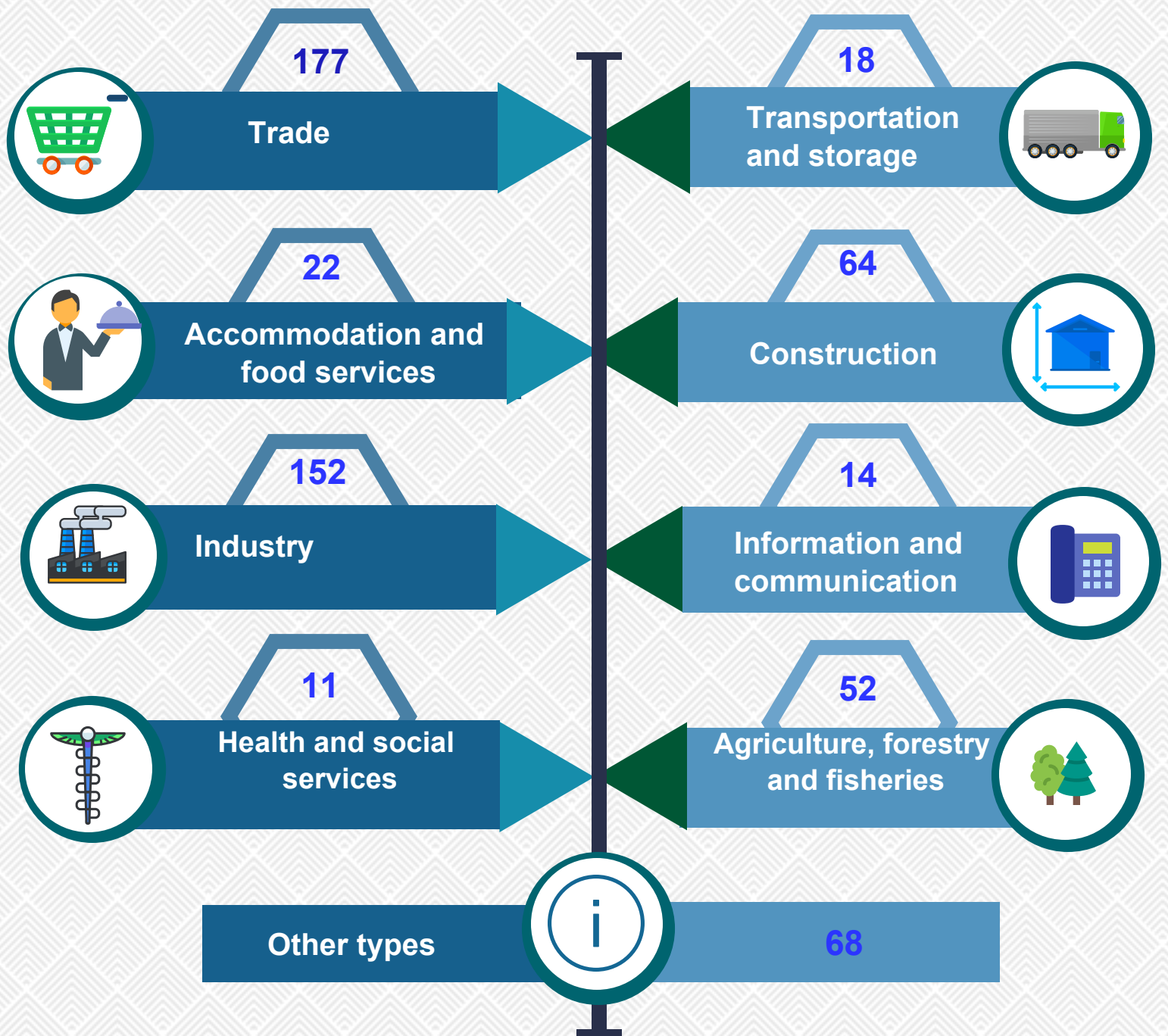
## Newly created enterprises

According to the results of January-February 2019, 578 units of enterprises with foreign capital were re-created in the republic. Compared with the same period last year, this figure increased by 341 units.

At the same time, 107 enterprises were registered with the participation of residents of the Russian Federation, 72 of the Republic of Turkey, 60 of the PRC, 65 of the Republic of Kazakhstan and 42 of the Republic of Korea.



# Number of newly created enterprises with foreign capital participation by economic activity, unit



If we consider newly created enterprises with the participation of foreign capital by types of economic activity, then the main part is accounted for trade - 177 units, industry - 152 units, construction - 64 units, agriculture, forestry and fisheries - 52 units. and other activities - 68 units.



# Number of small enterprises and microfirms

(without farms and dekhkan farms)

(As of March 1, 2019)



***As of March 1, 2019, the number of active small enterprises and microfirms in the republic amounted to 283.0 thousand units. This figure is more than the same period last year by 20.0 %.***

***According to the results of January-February 2019, the number of newly created subjects of small enterprises and microfirms amounted to more than 23.1 thousand units, which is 14.0 thousand units more than the same period last year.***



•The largest share of small business

•The smallest share of small business



•Tashkent city  
22,7 %



•Bukhara  
5,8 %



•Tashkent  
9,3 %



•Khorezm  
4,6 %



•Fergana  
9,0 %



•Republic of Karakalpakstan  
4,5 %



•Andijan  
8,4 %



•Surkhandaryya  
4,5 %



•Samarkand  
7,7 %



•Jizzakh  
4,3 %



•Namangan  
6,4 %



•Navoi  
3,4 %



•Kashkadaryya  
6,2 %

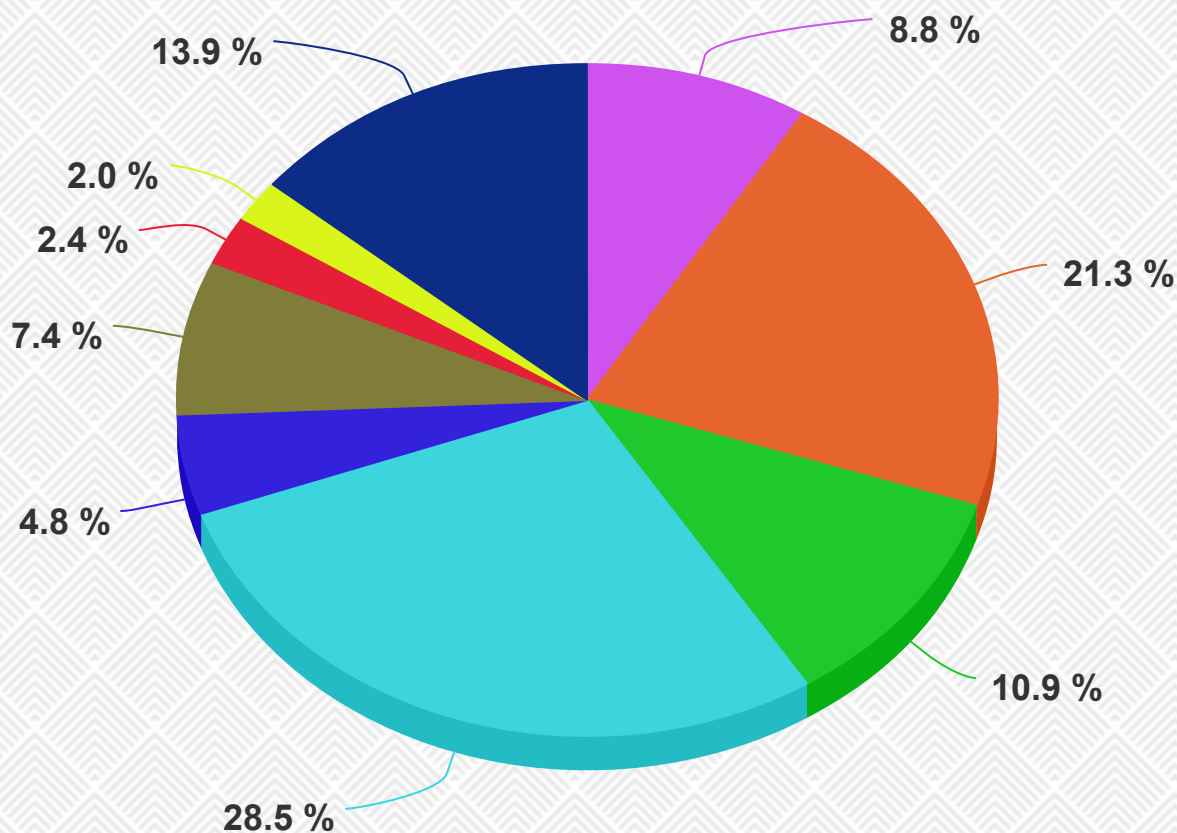


•Syrdaryya  
3,1 %



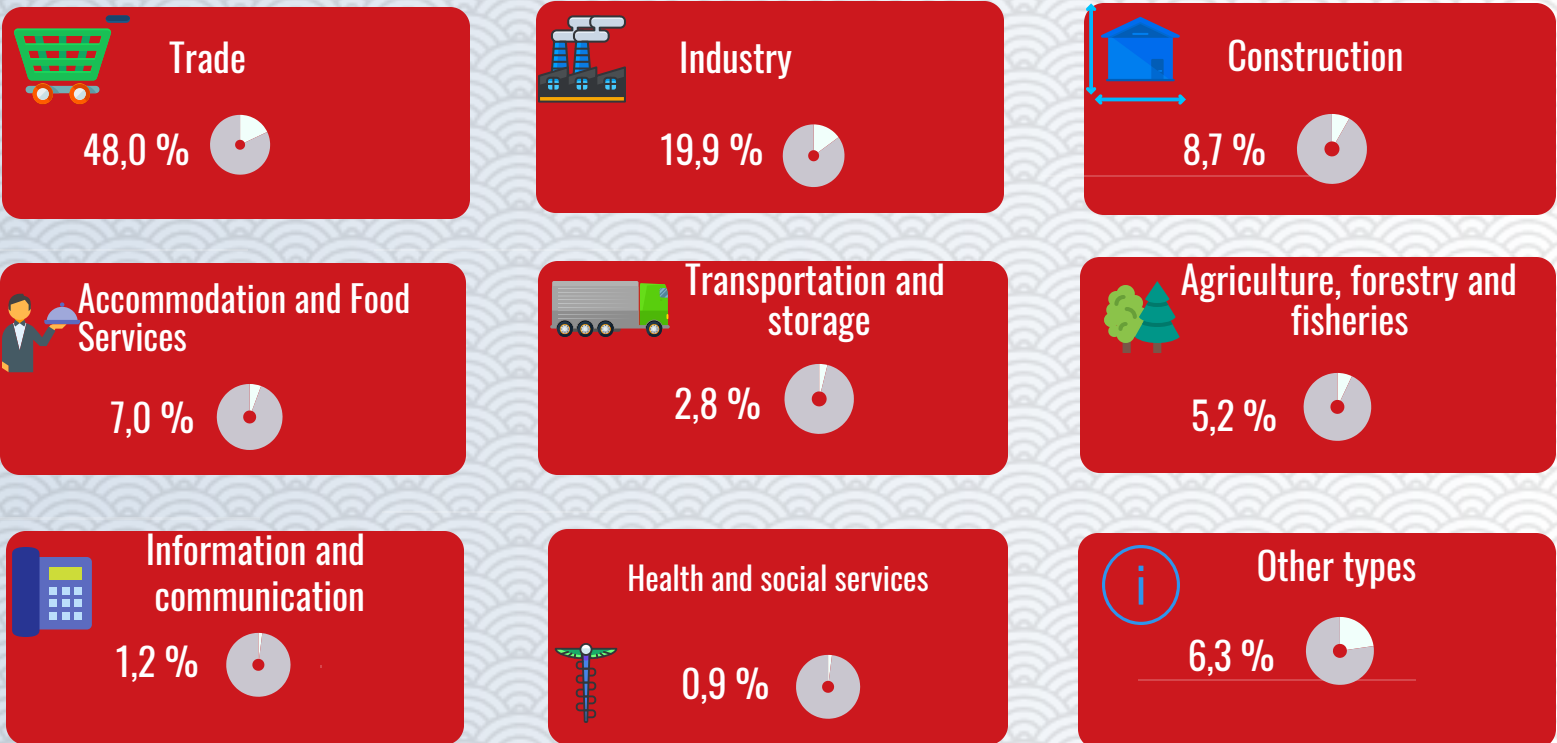
Of the total number of active small enterprises and microfirms, 283.0 thousand units by type of economic activity accounted for trade - 80.8 thousand units (28.5 %), industry - 60.2 thousand units (21.3 %), construction - 30.7 thousand units (10.9 %), agriculture, forestry and fisheries - 24.8 thousand units (8.8 %), accommodation and food services - 21.0 thousand units (7.4 %), services on transportation and storage - 13.6 thousand units (4.8%), information and communication - 6.9 thousand units (2.4 %), health care and the provision of social services - 5.5 thousand units (2.0 %), as well as for other types - 39.5 thousand units (13.9 %).

## Share of active small enterprises and microfirms by types of economic activity



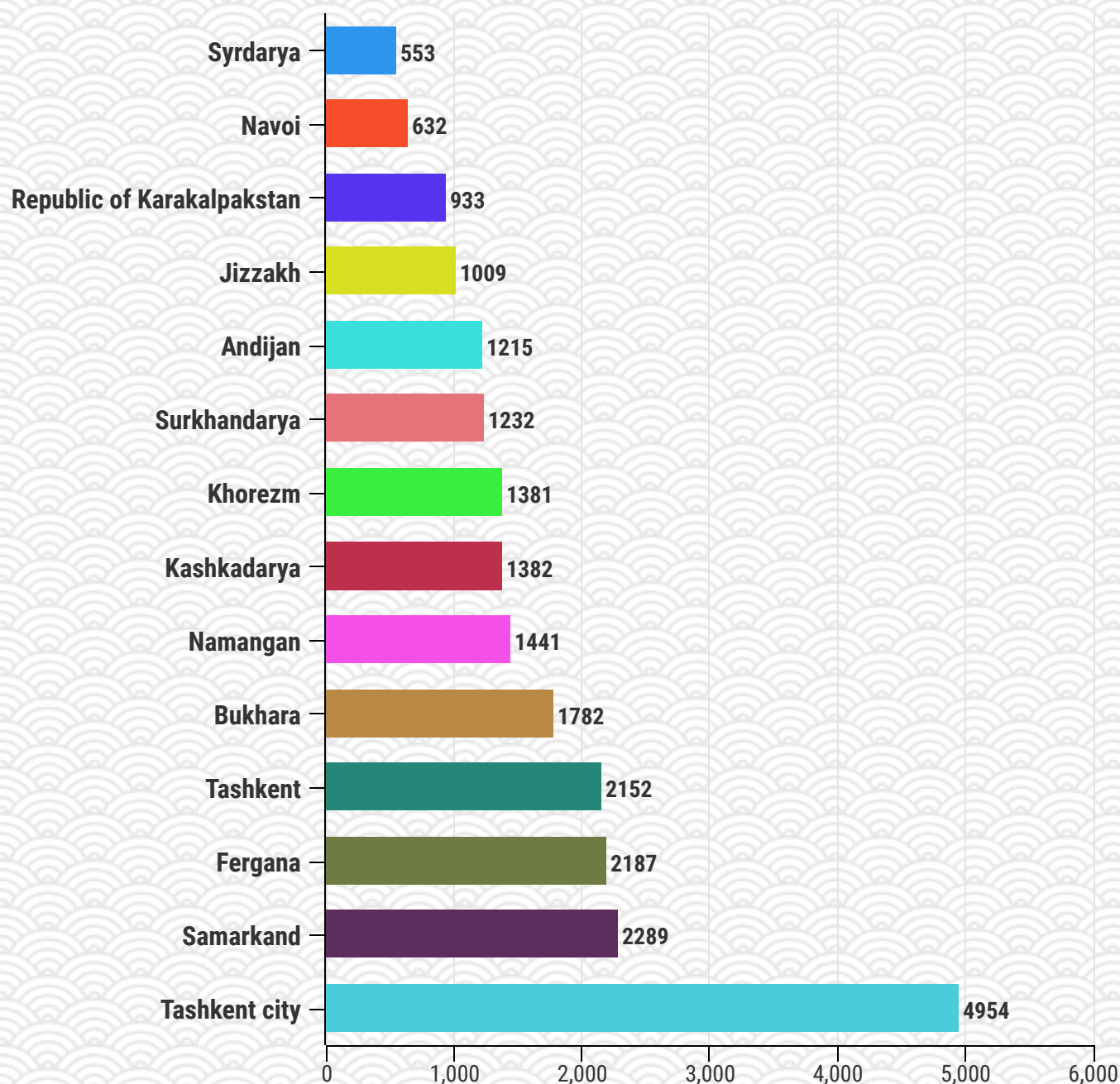
● Agriculture, forestry and fisheries ● Industry ● Construction ● Trade  
● Transportation and storage ● Accommodation and Food Services ● Information and communication  
● Health and social services ● Other types

# The share of newly created small enterprises and microfirms in the context of economic activity



If we consider their number by types of economic activity, the largest part is accounted for trade - 11113 units, industry - 4614 units, construction - 2022 units, agriculture, forestry and fisheries - 1215 units. The smallest number falls on health care and the provision of social services - 199 units, information and communication - 268 units, and also on transportation and storage - 646 units.

# The number of newly created small enterprises and microfirms by region, unit.

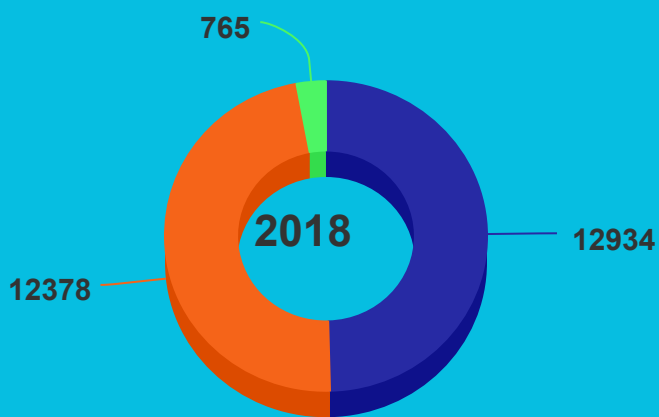


A significant part of the total number of newly created small business entities falls on the city of Tashkent (4954 units), Samarkand (2289 units), Fergana (2187 units) and Tashkent regions (2152 units). Their smallest part was recorded in Syrdarya (553 units), Navoi (632) regions and the Republic of Karakalpakstan (933 units).

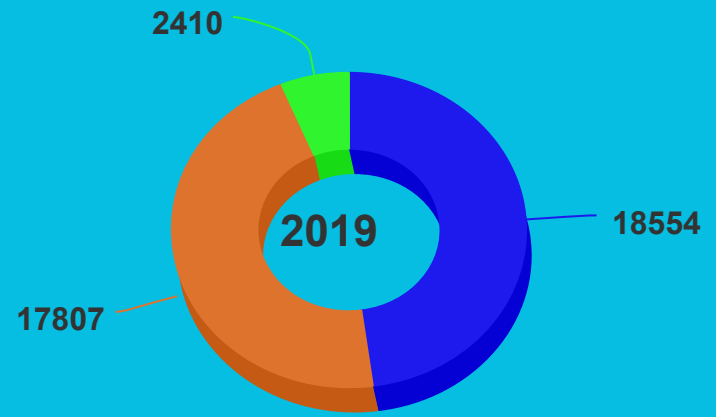


# Dynamics of family enterprises, unit

(as of March 1)

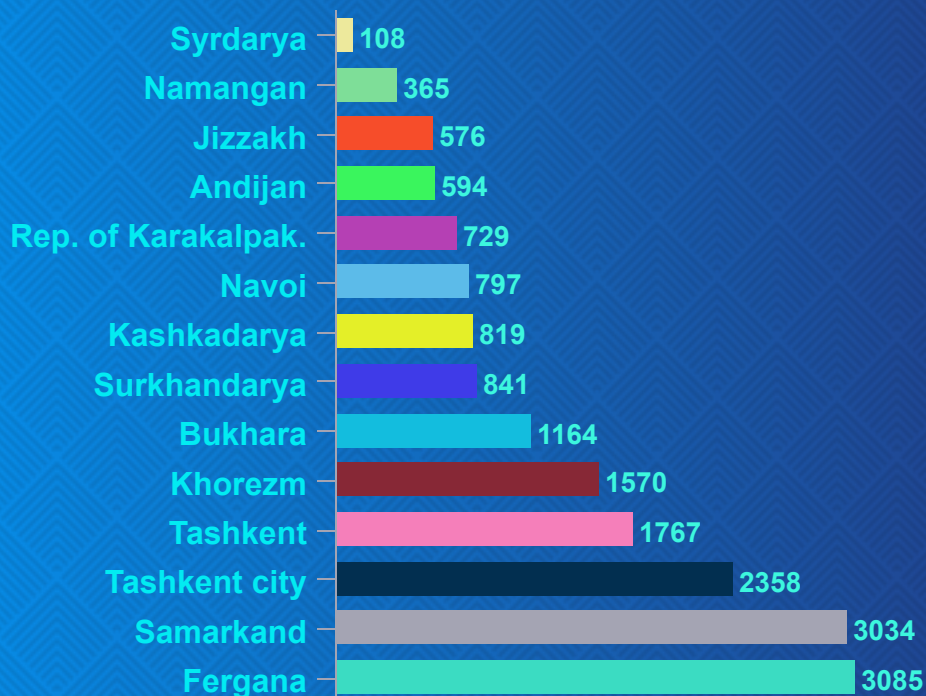


● Registered ● Active ● Newly created

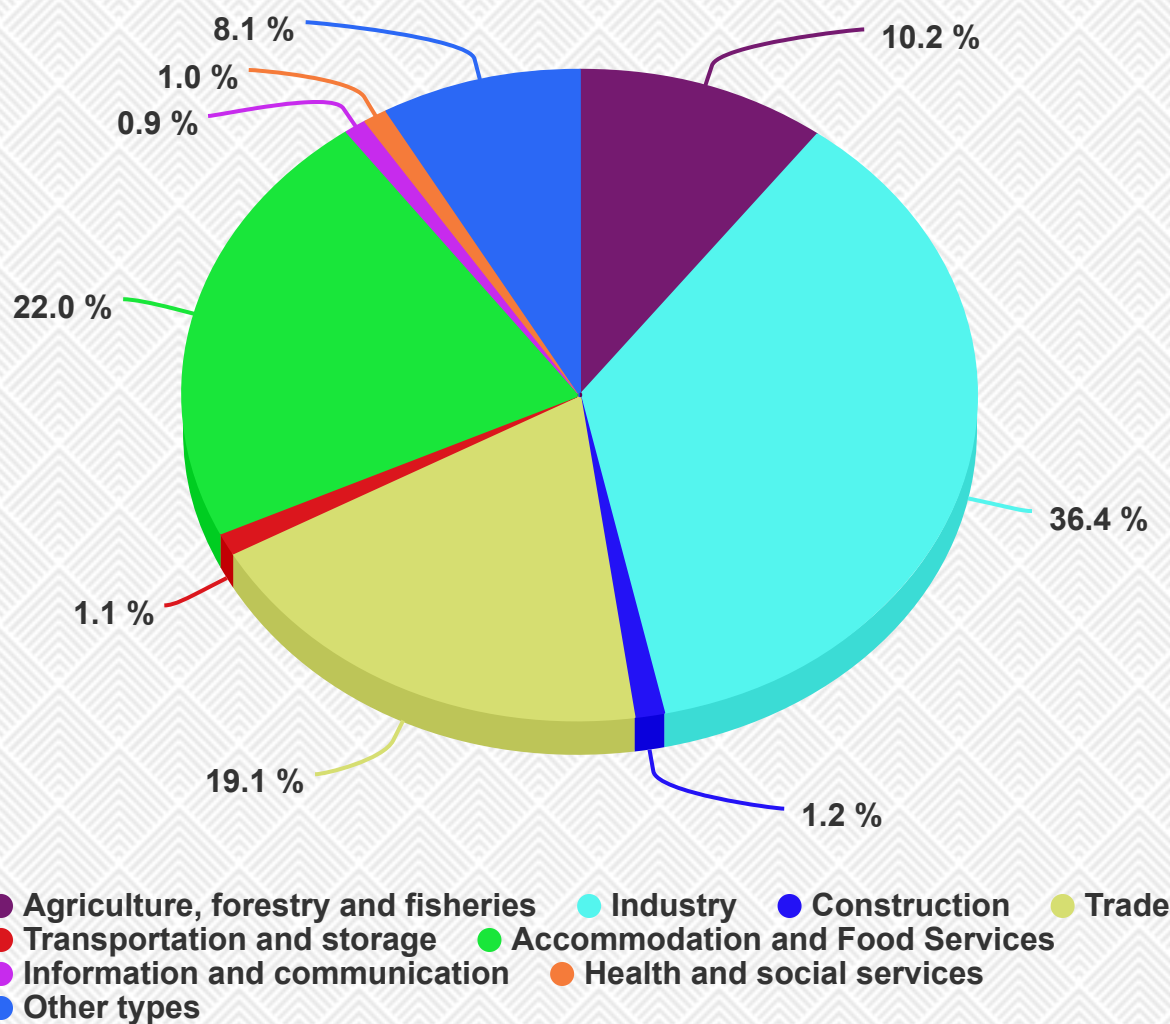


● Registered ● Active ● Newly created

## The number of active family businesses in the regions, unit



# The share of active family enterprises in the context of economic activities



If we consider the number of active family enterprises by type of economic activity, their main share is accounted for industry - 36.4 %, or 6491 units, accommodation and food services - 22.0 %, or 3915 units, trade - 19.1 %, or 3401 units, agriculture, forestry and fisheries - 10.2 %, or 1815 units, construction - 1.2 %, or 210 units, health care and the provision of social services - 1.0 %, or 184 units, transportation and storage - 1.1 %, or 192 units, information and communication - 0.9 %, or 165 units and other species - 8.1 %, or 1434 units.

# **Department of Maintenance and System Service of Statistical Registers**

**Responsible for replication: N.Sheraliev**

**Tel.:71-230-80-90(91)**