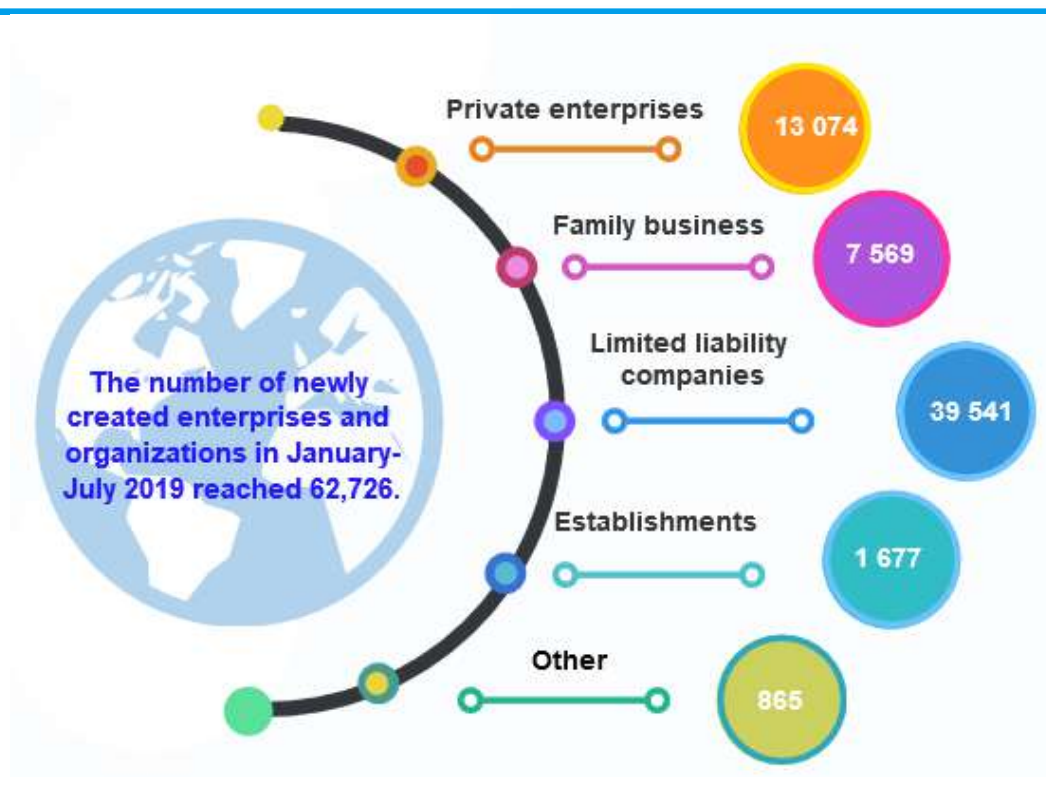


Analytical information on the demography of enterprises and organizations with the status of legal entities, as of August 1, 2019 *(except for farms and dehqan farms)*

In our country, there are a number of positive changes associated with accelerating the development of small and medium-sized businesses, and therefore a favorable business environment is being created. Important decisions are made in the legislation in the field of state registration and recording of business entities, also the automated system of state registration is improving. All this is a necessary factor for the creation and development of private business on the part of the population and foreign investors.

In January-July 2019, the number of newly created enterprises and organizations in the republic reached 62.7 thousand, which was 28.8 thousand more than the same period of last year.

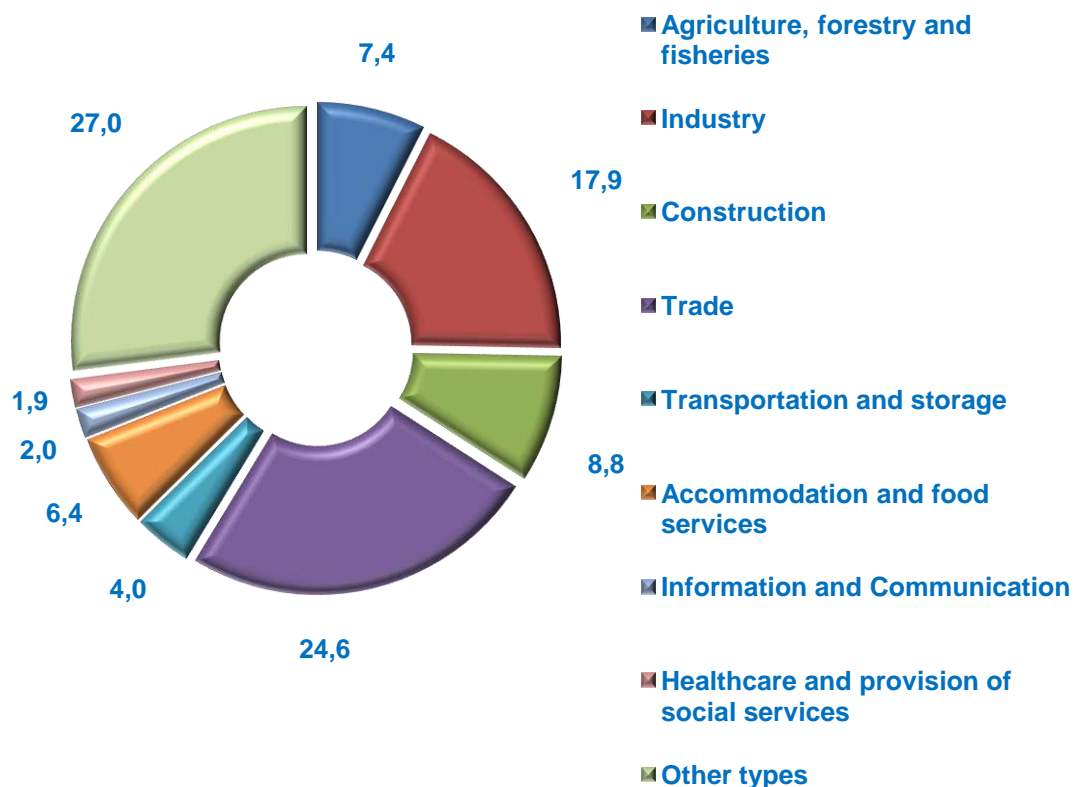
As a result, the number of registered enterprises and organizations has increased by 70.0 thousand units since last year (21.6%) and reached 394.7 thousand units.



Number of registered enterprises and organizations (except for farms and dehqan farms)

As of August 1, 2019, the number of registered enterprises and organizations amounted to 394.7 thousand units and, if considered the type of economic activity, then the trade sector accounts for 24.6%, industry - 17.9%, construction - 8.8%, agriculture, forestry and fisheries - 7.4%, accommodation and food - 6.4%, transportation and storage - 4.0%, information and communication - 2.0%, healthcare and provision of social services - 1.9%, in other spheres of economic activity - 27.0%.

The share of registered enterprises and organizations by type of economic activity, % (except for farms and dehqan farms)



The number of registered enterprises and organizations by type of economic activity
(except for farms and dehqan farms)

	Amount, thousand units		01.08.2019	
	01.08.2018	01.08.2019	Growth rate, %	Percentage, %
Total	324,6	394,7	121,6	100
<i>of which:</i>				
Agriculture, forestry and fisheries	24,8	29,2	117,8	7,4
Industry	55,7	70,5	126,6	17,9
Construction	28,6	34,6	120,7	8,8
Trade	72,3	97,2	134,5	24,6
Transportation and storage	13,2	15,7	119,0	4,0
Accommodation and food services	19,9	25,3	127,2	6,4
Information and Communication	7,1	8,1	113,8	2,0
Healthcare and social services	6,5	7,7	116,7	1,9
Other types	96,5	106,4	110,3	27,0


The largest number of registered enterprises and organizations by regions was in Tashkent city (82 192 units), Tashkent (41 491 units), Fergana (34 443 units), Andijan (32 122 units) and Samarkand (31 359 units) region. The smallest amount falls on Syrdarya (12 710 units), Navoi (14 750 units) and Jizzakh (17 383 units) regions.

Operating enterprises and organizations (except for farms and dehkan farms)

The number of operating enterprises and organizations, compared to the same period of last year, increased by 67.2 thousand units (21.7%), and their total number amounted to 376.8 thousand units.

In terms of economic activity, the total number of operating enterprises and organizations in trade amounted to 24.6%, industry - 17.9%, construction - 8.8%, agriculture, forestry and fisheries - 7.2%, in the field of accommodation and food services - 6.3%, transportation and storage - 4.0%, information and communication - 2.0%, healthcare and social services - 2.0%, other activities account for 27.2%.

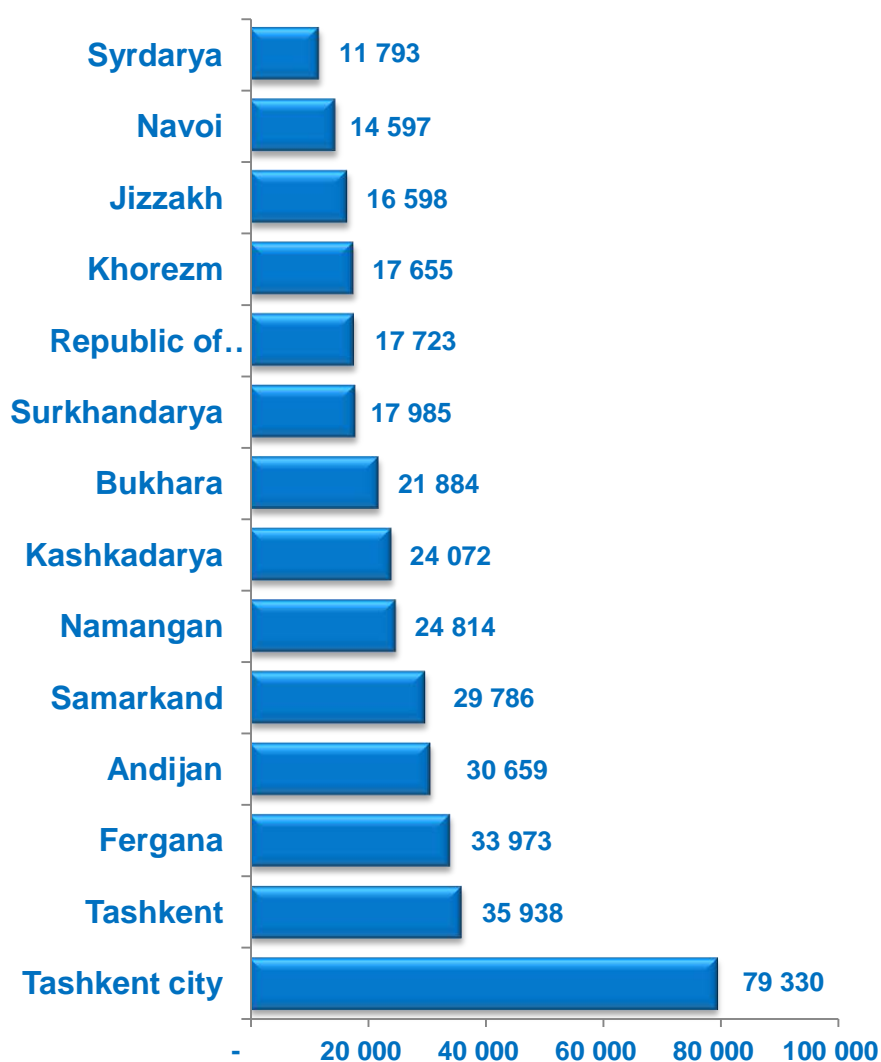
The share of existing enterprises and organizations by type of economic activity (except for farms and dehkan farms)



The largest number of operating enterprises and organizations is located in Tashkent city (79 330 units), Tashkent (35 938 units), Fergana (33 973 units), Andijan (30 659 units) and Samarkand (29 786 units). In Syrdarya (11 793 units), Navoi (14 597 units) and Jizzakh (16 598 units), their small number was recorded.

**Number of operating enterprises and organizations by regions,
units**

(except for farms and dehqan farms)



Newly created enterprises and organizations (except for farms and dehqan farms)

In January-July 2019, 62,726 units were created enterprises and organizations, which was 1.8 times more than the same period of last year.

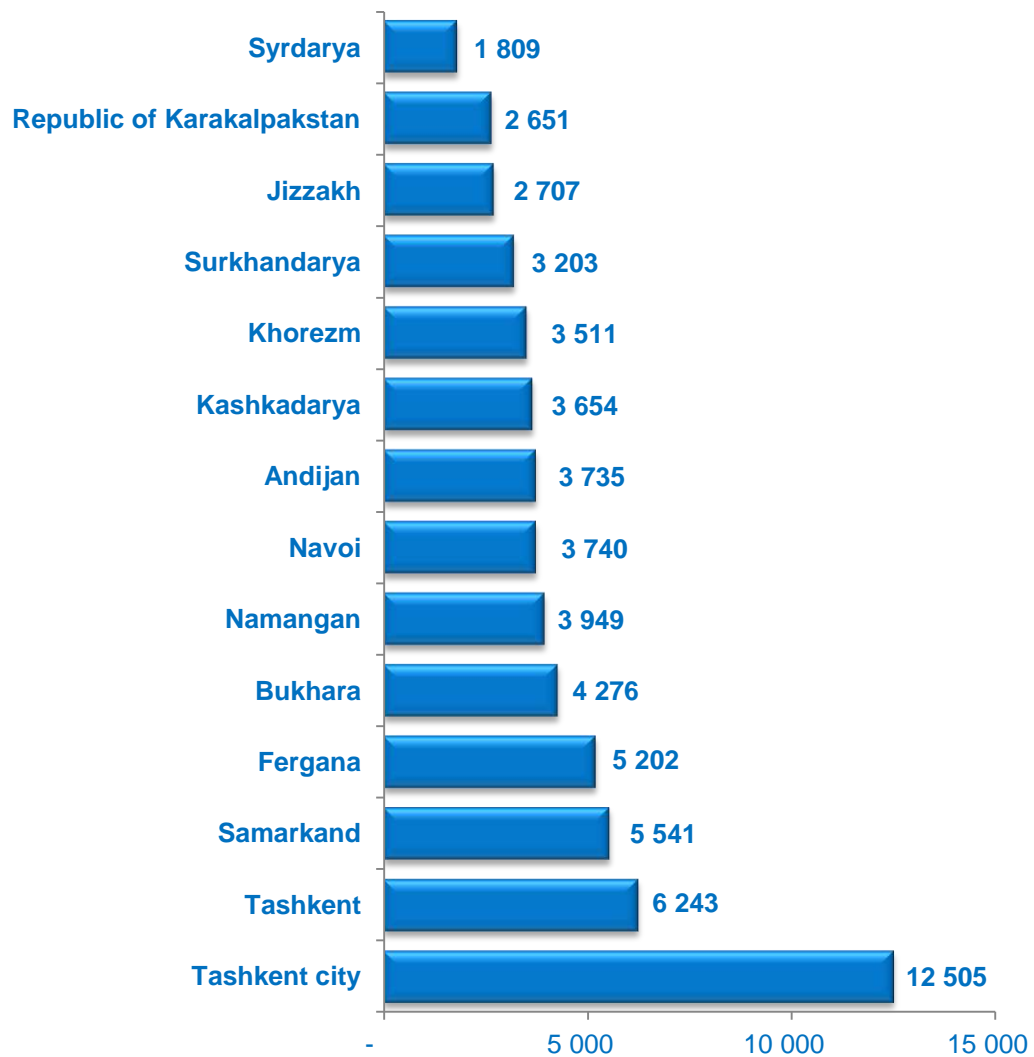
The growth in the amount of newly created enterprises and organizations in January-July 2015-2019, units (except for farms and dehqan farms)



The largest part of total number of newly created enterprises and organizations in January-July 2019 falls on Tashkent city (12 505 units), Tashkent (6 243 units), Samarkand (5 541 units) and Fergana (5 202 units).

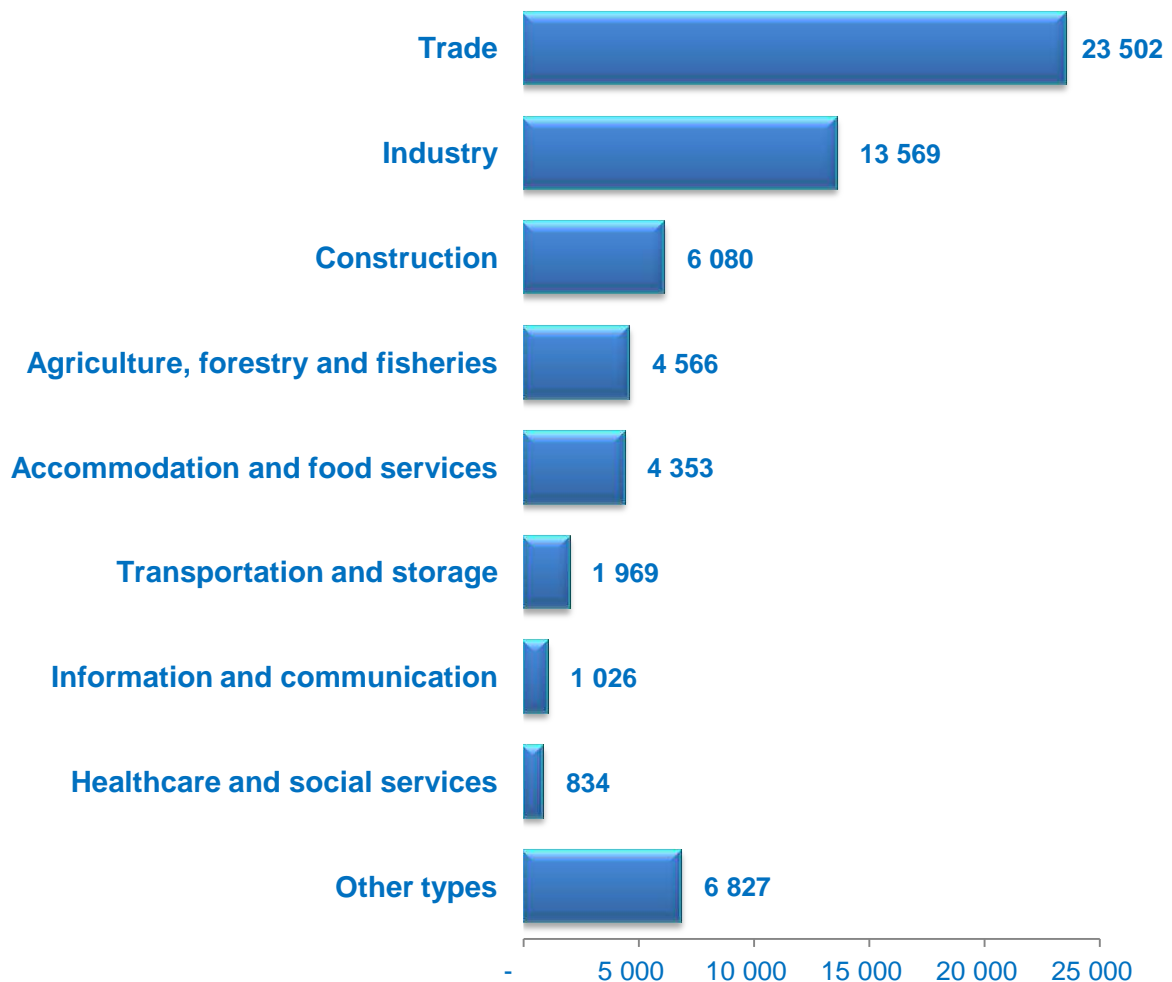
In contrast, Syrdarya (1 809 units), Jizzakh (2 707 units), Surkhandarya (3 203 units), Navoi (3 740 units), Khorezm regions (3 511 units) and the Republic of Karakalpakstan (2 651 units) showed a low level of their establishment.

**Number of newly created enterprises and organizations by regions,
units, in January-July 2019**
(except for farms and dehqan farms)



If considered the types of economic activity, the largest part falls on trade (23 502 units), industry (13 569 units), construction (6 080 units), agriculture, forestry and fisheries (4 566 units), the least for healthcare and the provision of social services (834 units), information and communications (1026 units), as well as transportation and storage (1 969 units).

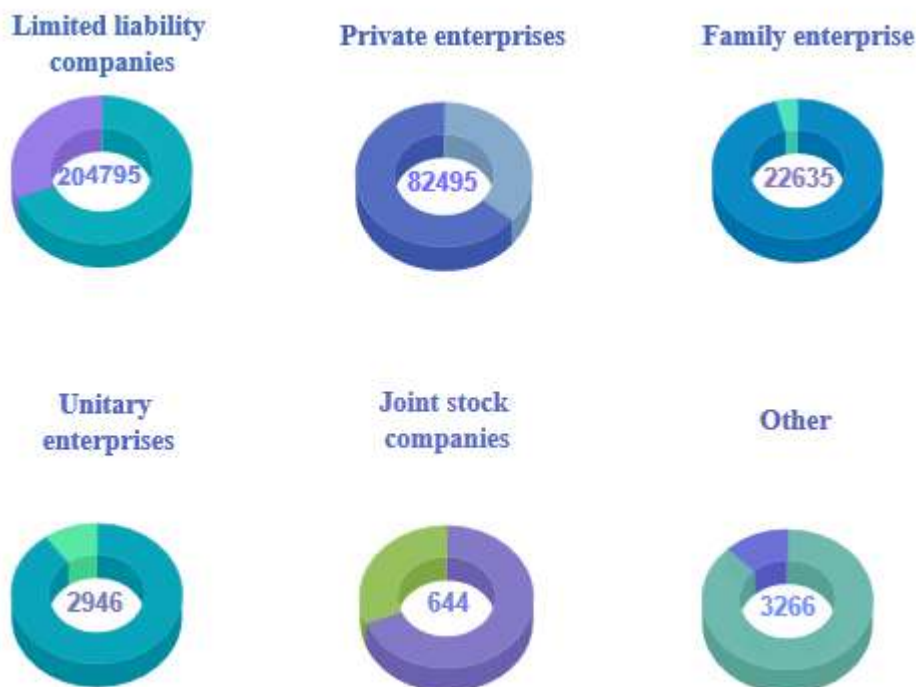
Number of newly created enterprises and organizations by type of economic activity, *units* in January-July 2019
(*except for farms and dehkan farms*)



Commercial enterprises
(*except for farms and dehkan farms*)

The number of operating commercial enterprises and organizations as of August 1, 2019 amounted to 316.8 thousand units, of which 82.5 thousand units - private enterprises, 22.6 thousand units - family enterprises, 204.8 thousand units - limited liability companies and 6.9 thousand units - other enterprises and organizations.

The number of operating commercial enterprises according to the
Classification of legal forms, units
(except for farms and dehqan farms)

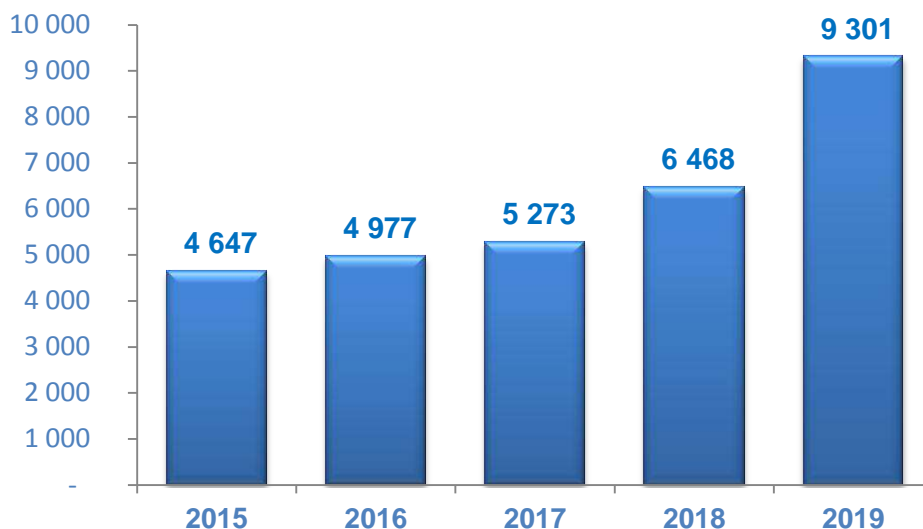


Enterprises with foreign capital

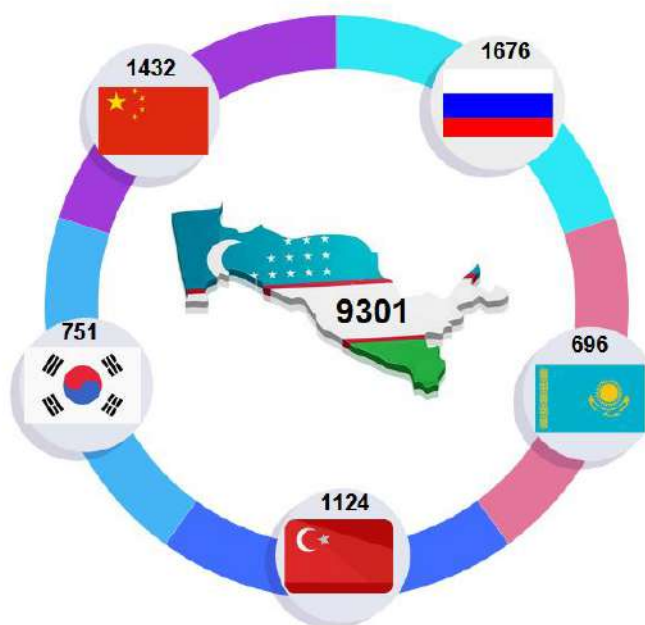
As of August 1, 2019, the number of operating enterprises with foreign capital amounted to 9,301 units compared to the same period of last year, increased by 2,833 units, or by 43.8%. Most of them relate to the subjects of the Russian Federation, the Republic of Turkey, the People's Republic of China, the Republic of Kazakhstan and the Republic of Korea.

The largest number of operating enterprises and organizations by regions belongs to Tashkent city (5 563 units), Tashkent (1021 units), Samarkand (477 units) and Fergana (359 units) regions. The smallest amount falls on Khorezm (119 units), Syrdarya (138 units) regions and the Republic of Karakalpakstan (136 units).

Growth dynamics of operating enterprises with foreign capital, units

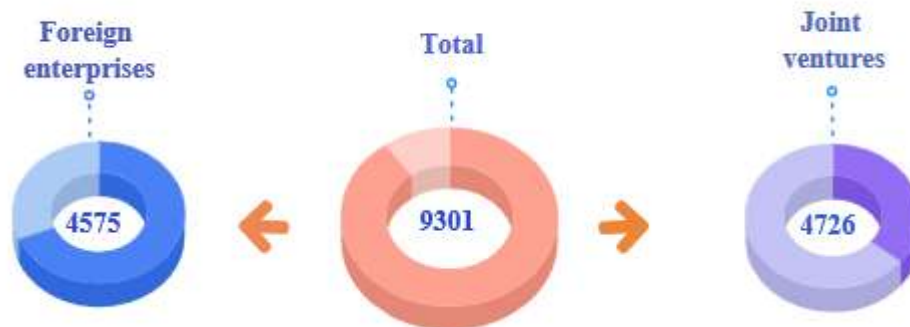


Number of operating enterprises with foreign capital of several countries, units

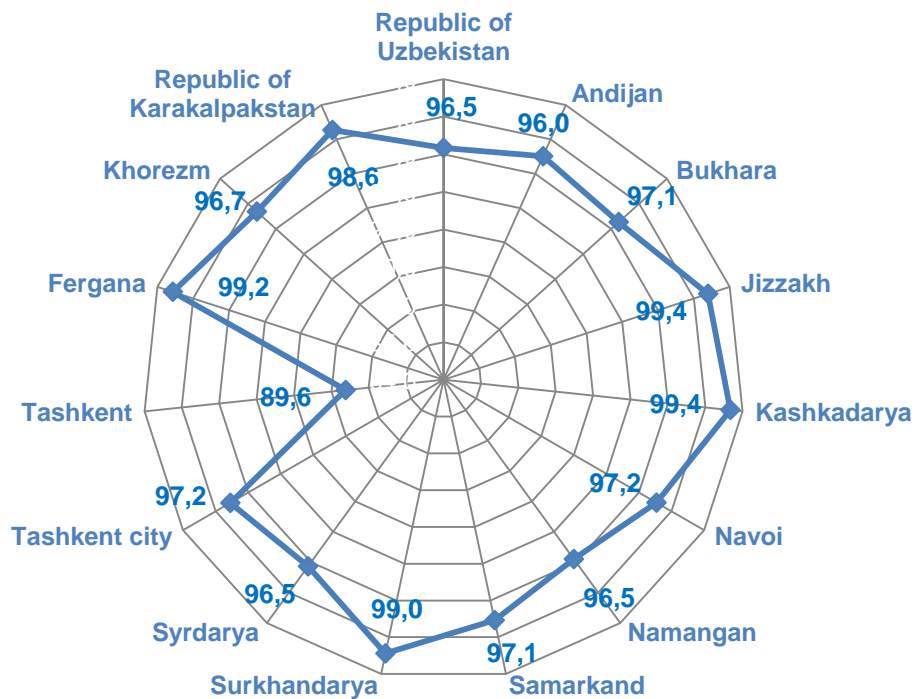


It should be noted that 4,726 enterprises with foreign capital are joint ventures, 4,575 are foreign.

The number of joint ventures and foreign enterprises in the structure of operating enterprises with the foreign capital participation, units



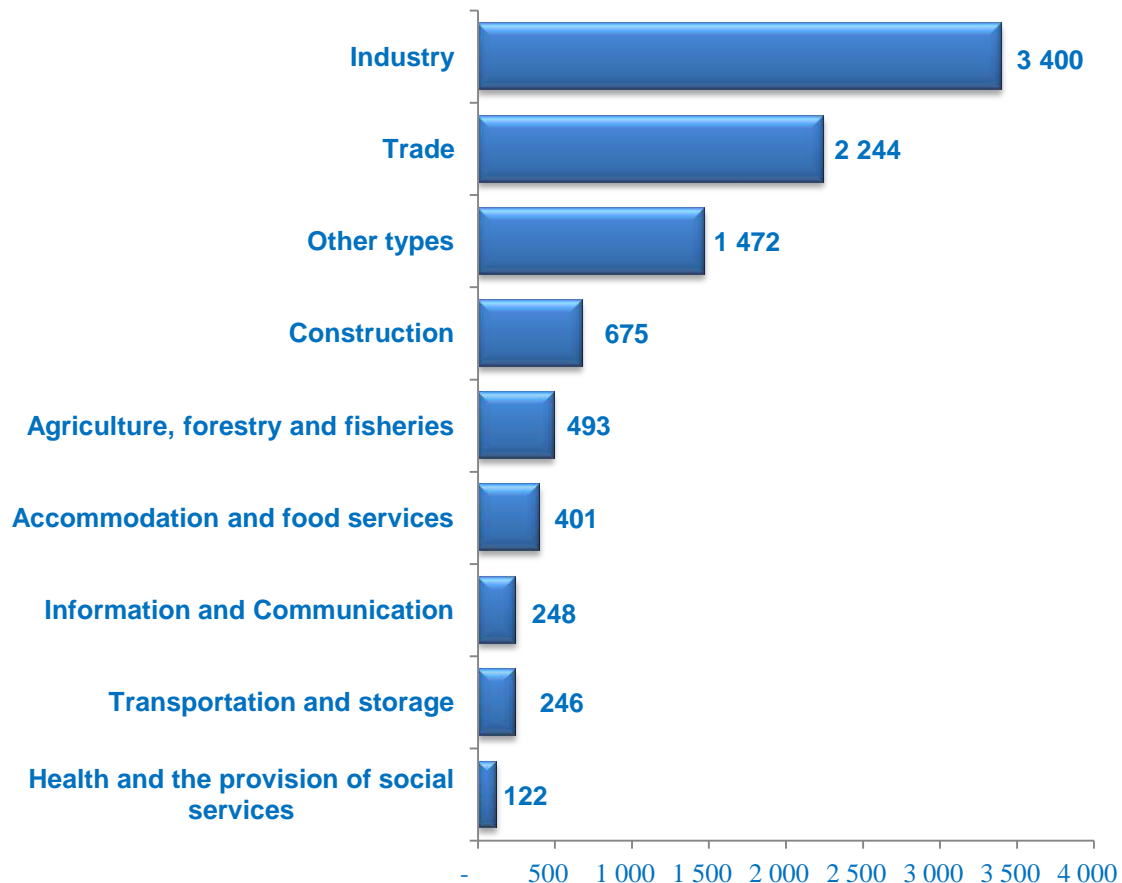
The activity rate of enterprises with foreign capital by region, %



Number of operating enterprises with foreign capital by regions,
units

	Number of enterprises	Percentage, %
Republic of Uzbekistan	9 301	100
Republic of Karakalpakstan	136	1,5
<i>regions:</i>		
Andijan	267	2,9
Bukhara	234	2,5
Jizzakh	173	1,8
Kashkadarya	159	1,7
Navoi	175	1,9
Namangan	193	2,1
Samarkand	477	5,1
Surkhandarya	287	3,1
Syrdarya	138	1,5
Tashkent	1 021	11,0
Fergana	359	3,8
Khorezm	119	1,3
Tashkent city	5 563	59,8

Number of operating enterprises with foreign capital by type of economic activity, *units*



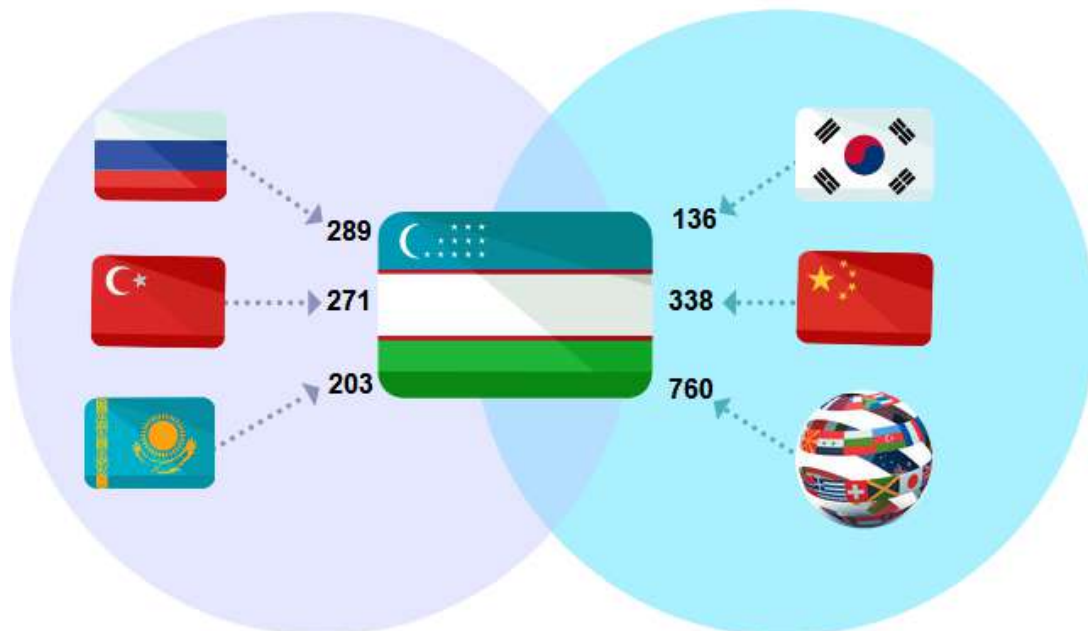
Newly established enterprises with foreign capital

According to the results in January-July 2019, 1,997 units of new enterprises with foreign capital were created in the republic.

Compared to the same period of last year, this figure increased by 846 units.

The bulk of enterprises with foreign capital accounted for Tashkent city - 1066 units (53.4%), Tashkent - 181 units (9.1%) and Surkhandarya - 109 units (5.5%) regions. Their smallest share was recorded in the Republic of Karakalpakstan - 22 units (1.1%), Syrdarya - 33 units (1.7%) and Khorezm - 45 units (2.3%) regions.

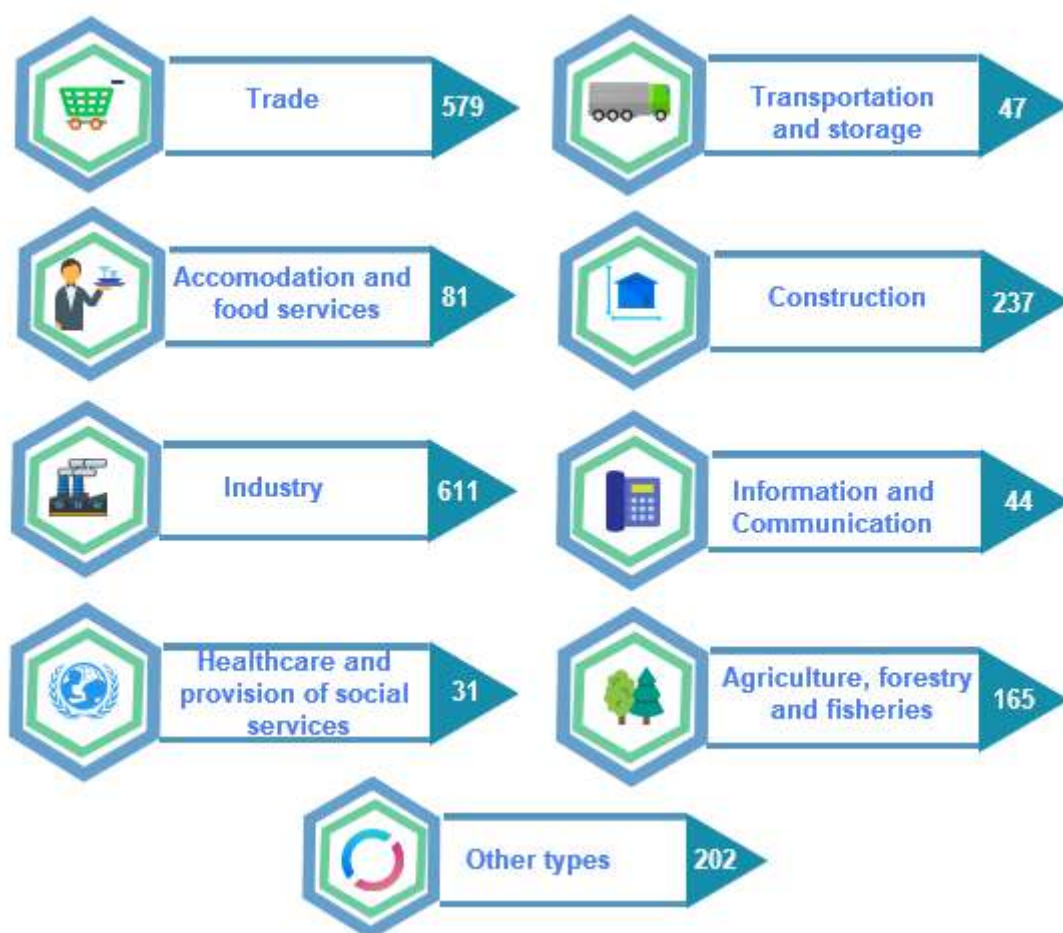
Number of newly created enterprises with foreign capital
in January-July 2019, by country, units



At the same time, with the participation of capital of residents of the Russian Federation, the increase was 289 enterprises, the Turkish Republic - 271, the People's Republic of China (PRC) - 338, the Republic of Kazakhstan - 203 and the Republic of Korea - 136. Also showed interest in joint activities in 2019, Residents of the Islamic Republic of Afghanistan, the Republic of India, the Federative Republic of Germany, Ukraine, the Republic of Azerbaijan and etc.

If considered the number of newly created enterprises with the participation of foreign capital by type of economic activity, the largest number of them falls on industry - 611 units (30.6%), trade - 579 units (29.0%), construction - 237 units (11.9%), agriculture, forestry and fisheries - 165 units (8.3%), the smallest - for healthcare and the provision of social services - 31 units (1.5%), information and communication - 44 units (2.2%), transportation and storage - 47 units (2.3%), as well as accommodation and food services - 81 units (4.1%).

The number of newly created enterprises with foreign capital
in January-July 2019 by type of economic activity, units



Number of small enterprises and micro-firms

(except for farms and dehqan farms)

As of August 1, 2019, the number of operating small enterprises and micro-firms in the republic amounted to 314.5 thousand units. This indicator was 25.5% more than the same period last year. The main part of existing small enterprises and microfirms falls on Tashkent city - 69.7 thousand units. (22.2%), Tashkent - 30.2 thousand units (9.6%), Fergana - 28.0 thousand units (8.9%) and Andijan - 25.8 thousand units. (8.2%) of the region.

Share of regions in total number of operating small enterprises and micro-firms

(except for farms and dehqan farms)



If considered the number of operating small enterprises and micro-firms by type of economic activity, the largest number of them falls on trade - 92.0 thousand units (29.3%), industry - 66.9 thousand units (21.3%), construction - 32.9 thousand units (10.4%), agriculture, forestry and fisheries - 26.6 thousand units (8.5%), the smallest - for information and communication - 7.4 thousand units (2.4%), healthcare and the

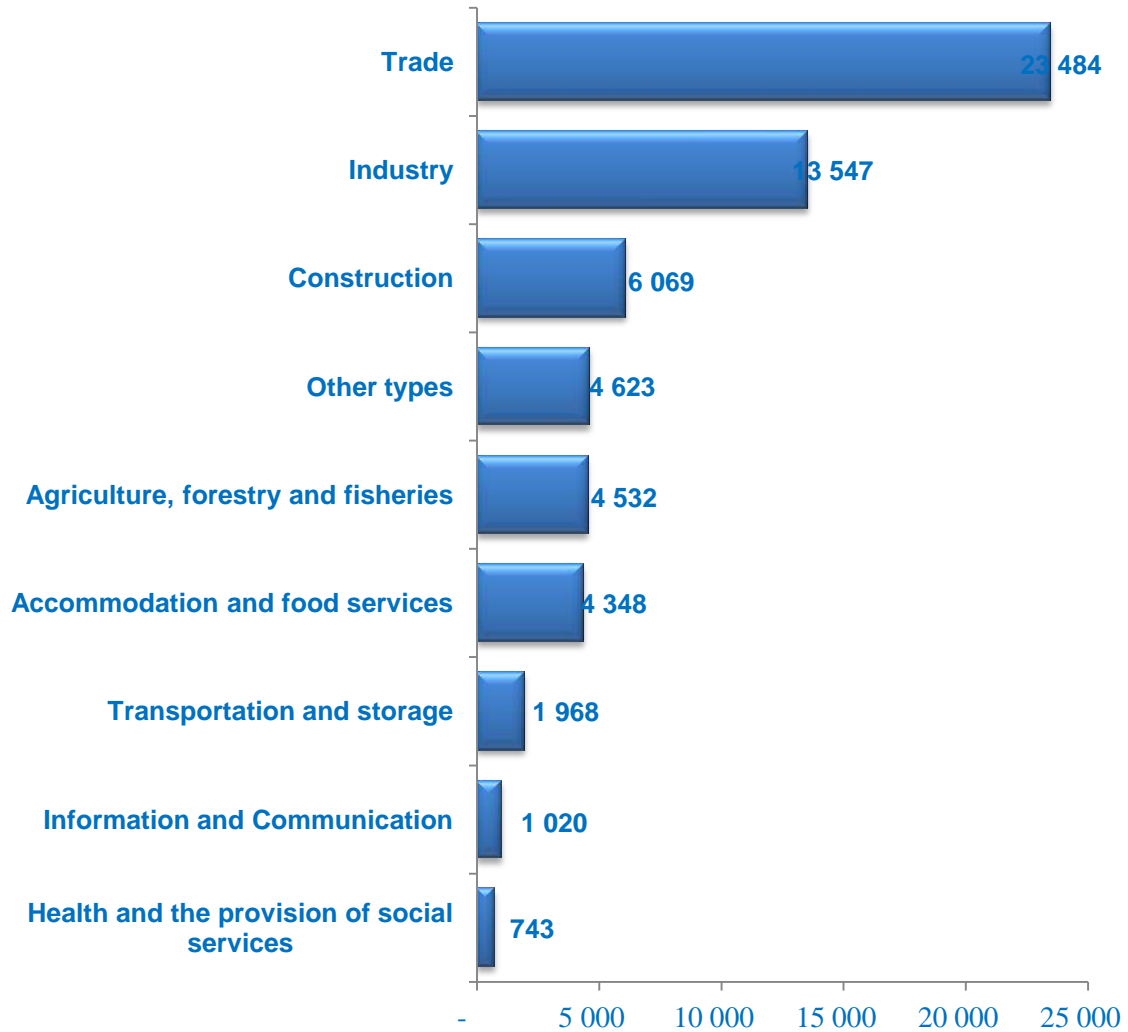
provision of social services - 6.0 thousand units (1.9%), as well as transportation and storage services - 14.9 thousand units (4.7%).

**The share of operating small enterprises and micro-firms
by type of economic activity, %**
(except for farms and dehqan farms)



According to the results in January - July 2019, the number of newly created subjects of small enterprises and micro-firms amounted to 60.3 thousand units, which was 2.5 times more than for the same period last year. A significant part of their total number was recorded in Tashkent city (12 088 units), Tashkent (6 040 units), Samarkand (5 279 units) and Fergana (5 018 units). Their smallest share falls on the Syrdarya (1,739 units), Jizzakh (2 565 units), Surkhandarya (3 109 units), Navoi (3 639 units) regions, as well as the Republic of Karakalpakstan (2 546 units).

**The number of newly created small enterprises and micro-firms
in January-July 2019
by type of economic activity, units
(except for farms and dehqan farms)**



If considered their number by type of economic activity, the largest part falls on trade - 23,484 units, industry - 13,547 units, construction - 6,069 units, agriculture, forestry and fisheries - 4,532 units. The least number of them was in the field of healthcare and the provision of social services - 743 units, information and communications - 1 020 units, as well as in the field of transportation and storage - 1 968 units.

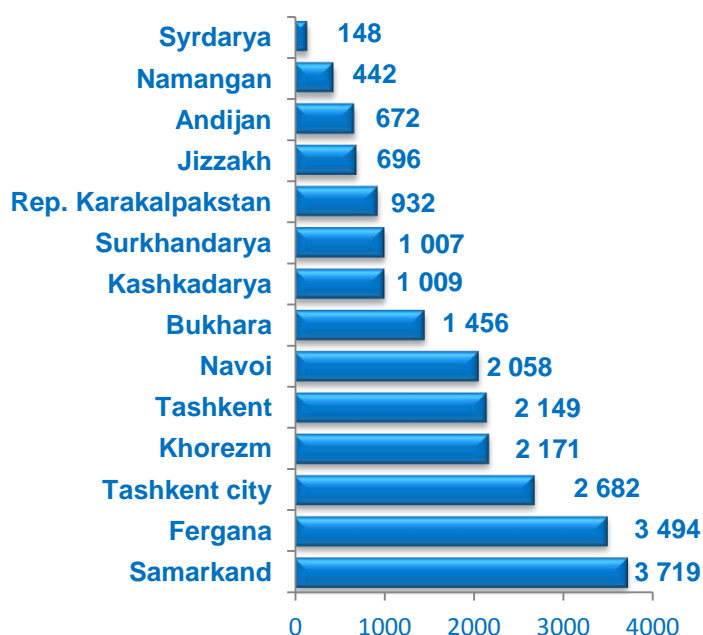
Number of family enterprises

As of August 1, 2019, the number of registered family enterprises that have passed state registration as legal entities amounted to 23,558 units, of which the current ones reached 22,635 units, or 96.1%. Compared to the previous year, the growth in the number of registered and operating family enterprises averaged 62.7%.

The dynamics of the growth of family enterprises, *units*

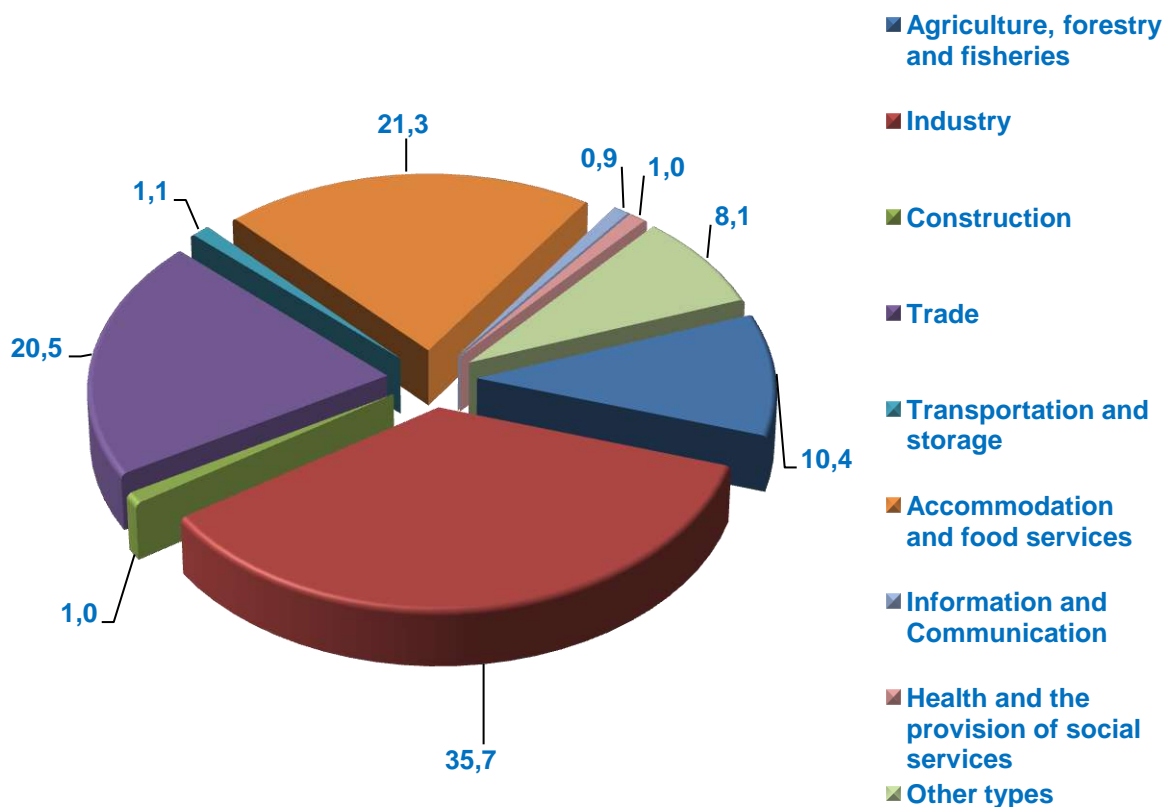


Number of operating family enterprises by regions, *units*



If considered the number of operating family enterprises by type of economic activity, the main share falls on industry - 35.6%, or 8,063 units, accommodation and food services - 21.1%, or 4,782 units, trade - 21, 0%, or 4,765 units, agriculture, forestry and fisheries - 10.3%, or 2,324 units, construction - 1.0%, or 216 units, transportation and storage - 1.1%, or 240 units, healthcare and the provision of social services - 1.0%, or 224 units, information and communication - 0.9%, or 210 units and other types - 8.0%, or 1 811 units.

The share of operating family enterprises by types of economic activity, %



If considered the number of operating family enterprises by type of economic activity as of August 1, 2019, the largest number belongs to industry and accommodation and food services, the smallest - healthcare and the provision of social services, as well as information and communication.

**Number of newly created family businesses
for January-July 2019, units**

	Number of enterprises	Specific weight%
Republic of Uzbekistan	7 569	100
Republic of Karakalpakstan	276	3,6
<i>regions:</i>		
Andijan	114	1,5
Bukhara	531	7,0
Jizzakh	194	2,6
Kashkadarya	370	4,9
Navoi	1 338	17,7
Namangan	134	1,8
Samarkand	1 366	18,0
Surkhandarya	293	3,9
Syrdarya	64	0,8
Tashkent	599	7,9
Fergana	807	10,7
Khorezm	962	12,7
Tashkent city	521	6,9

According to the results for January-July 2019, the number of newly created family enterprises amounted to more than 7.6 thousand units, which is 3.0 more than for the same period of last year. A significant part of their total number was recorded in Samarkand (1,366 units), Navoi (1,338 units), Khorezm (962 units) and Fergana (807 units). Their smallest share falls on Syrdarya (64 units), Andijan (114 units) and Namangan (134 units) regions.

The share of newly created family enterprises
in January-July 2019 in the context of types of economic activity, %



If considered the number of newly created family enterprises by type of economic activity, their main share falls on industry - 34.2%, or 2 587 units, trade - 29.4%, or 2 225 units, accommodation and food services - 19.2%, or 1 449 units, agriculture, forestry and fisheries - 10.0%, or 759 units, construction - 0.8%, or 57 units, transportation and storage - 0.7%, or 56 units, healthcare and the provision of social services - 0.7%, or 56 units, information and communication - 0.7%, or 52 units. and other types - 4.3%, or 328 units.

Department of Maintenance and
System Service of Statistical Registers
Tel: 71-230-80-90 (91)