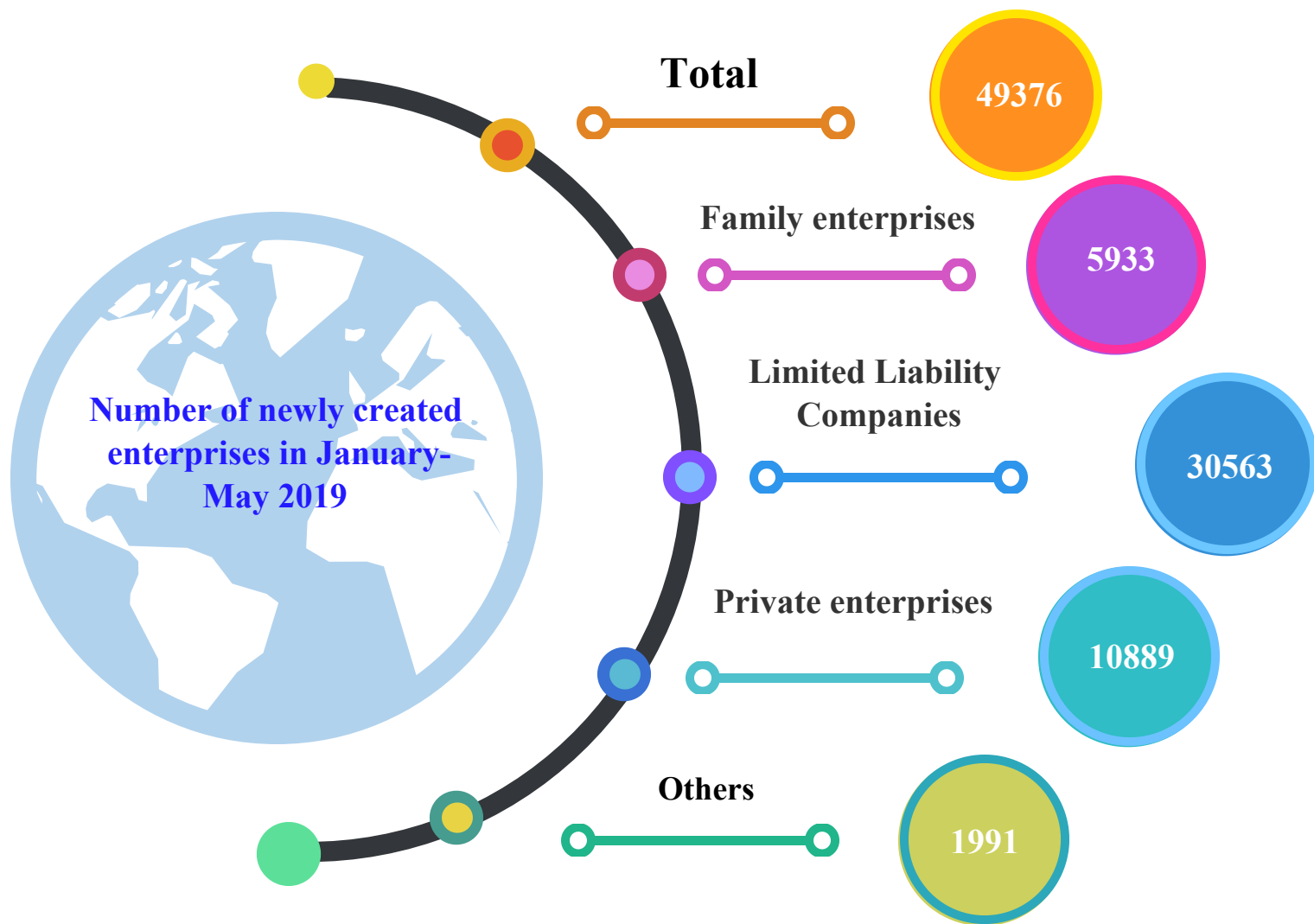




Enterprises and organizations with the status of legal entities

(as of June 1, 2019)

(excluding farms and dehkhan farms)

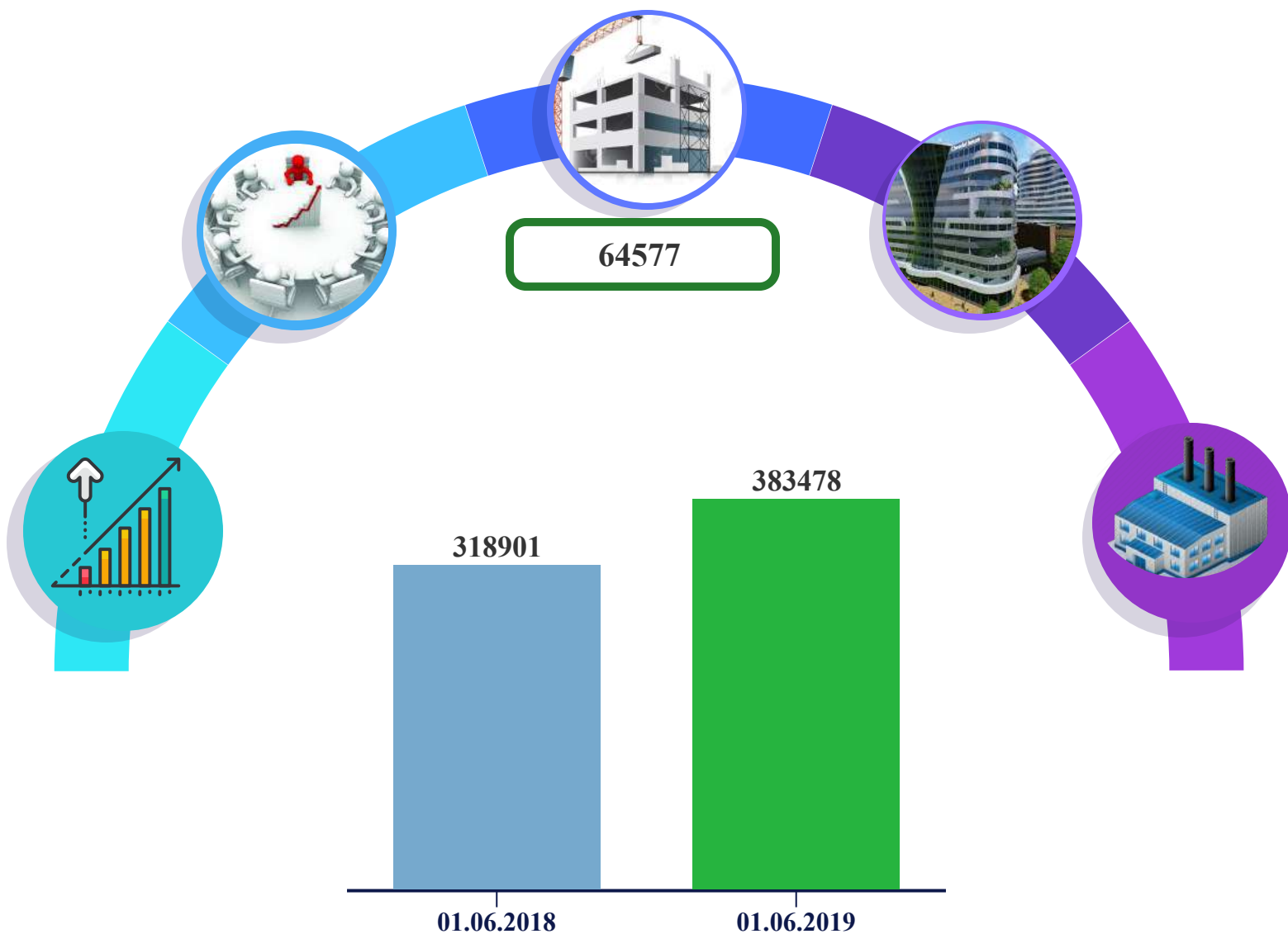


As of June 1, 2019, the number of registered enterprises and organizations reached 383.5 thousand units, which is 20.2% more than the same period last year. As a result, the number of operating enterprises and organizations, compared with the same period of last year, increased by 62.8 thousand units. (20.7%) and reached 366.2 thousand units.

The number of registered enterprises and organizations

(as of June 1, 2019)

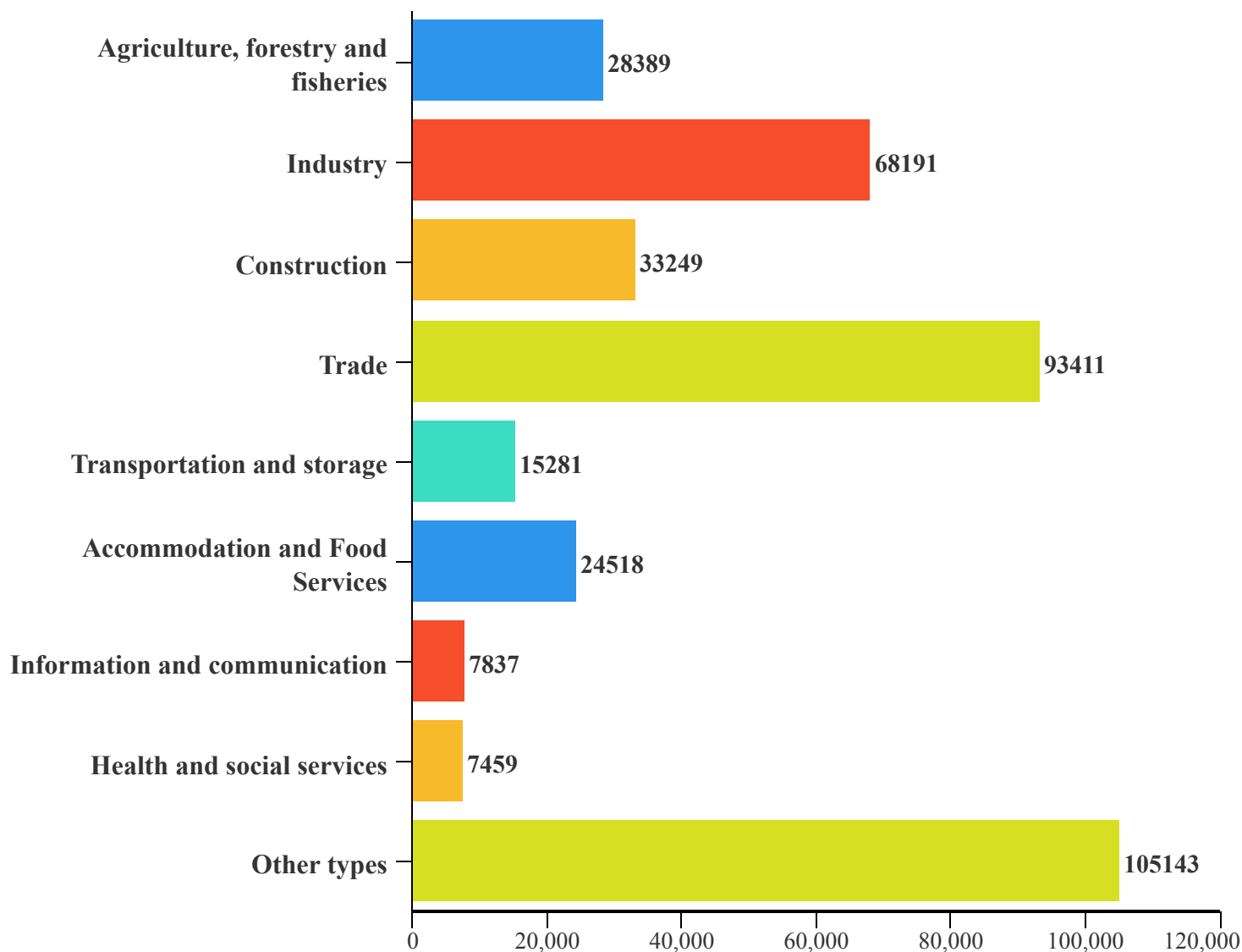
(excluding farms and dehkhan farms)



As of June 1, 2019, the number of registered enterprises and organizations amounted to 383.5 thousand units, which was 20.2% more than the same period of last year. By types of economic activity in the sphere of trade, they account for 24.4%, industry - 17.8%, construction - 8.7%, agriculture, forestry and fisheries - 7.4%, accommodation and food services - 6.4% , transportation and storage - 4.0%, information and communication - 2.0%, health care and social services - 1.9%, in other types of economic activity - 27.4%.

The number of registered enterprises and organizations by economic activity, units

(excluding farms and dehkhan farms)



When considered the number of registered enterprises and organizations by types of economic activity, trade sphere accounts for 93411 units, industry - 68191, construction - 33249, agriculture, forestry and fisheries - 28389, accommodation and food services - 24518, transportation and storage - 15281, information and communication - 7837, health care and social services - 7459, other areas of economic activity - 105143 units.

Operating enterprises and organizations

(excluding farms and dehkhan farms)

The number of operating enterprises and organizations, compared with the same period of last year, increased by 62.8 thousand units (20.7%), their total number was 366.2 thousand units.

The share of existing enterprises and organizations by types of economic activity, % (excluding farms and dehkhan farms)

17,8 %



Industry

24,3 %



Trade

8,7 %



Construction

2,0 %



Information and communication

6,3 %



Accommodation and food services

4,0 %



Transportation and storage

7,2 %



Agricultural forestry and fisheries

2,0 %



Health care and social services

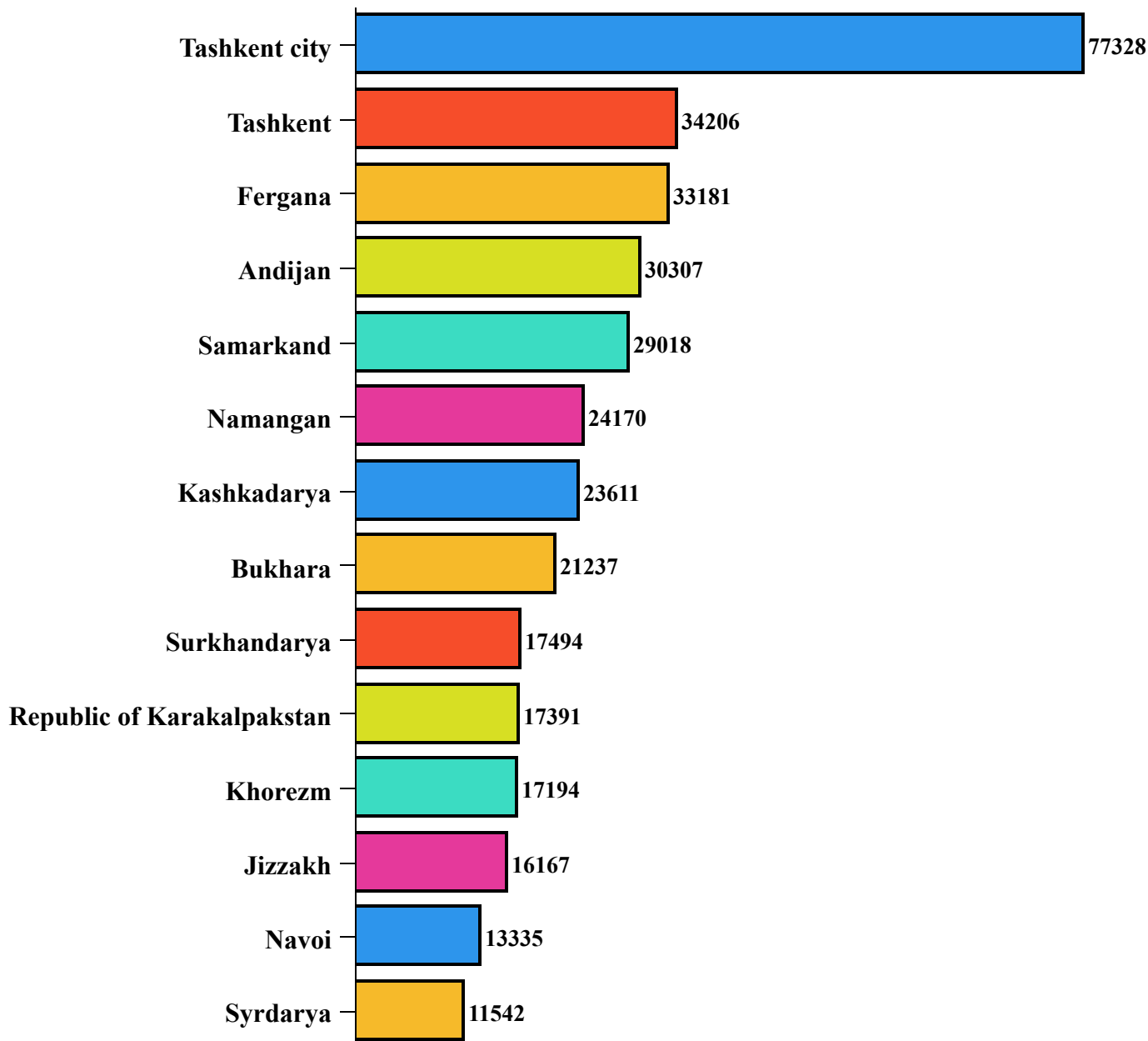
27,7 %



Other types

Number of operating enterprises and organizations by regions, units

(excluding farms and dehkhan farms)



The largest number of operating enterprises and organizations are located in Tashkent city (77,328 units), Tashkent (34,206 units), Fergana (33,181 units), Andijan (30,307 units) and Samarkand (29,018) regions. The least number were recorded in Syrdarya (11542 units), Navoi (13335 units) and Jizzakh (16167 units) regions.

Newly created enterprises and organizations

(excluding farms and dehkhan farms)

In January-May 2019, 49376 units of enterprises and organizations were created, which was 24157 units more than in the same period of 2018



Share of newly created enterprises and organizations by types of economic activities in January-May 2019



Trade

38,5 %



Industry

21,9 %



Construction

9,2 %



Accommodation and food services

6,9 %



Transportation and storage

2,9 %



Agriculture, forestry and fisheries

7,3 %



Information and communication

1,5 %



Health care and social services

1,3 %



Other types

10,5 %



When considered the number of newly created enterprises and organizations by type of economic activity, the main part falls on trade sector (19033 units), industry (10821 units), construction (4532 units), agriculture, forestry and fisheries (3580 units.).The least number was observed in the field of health care and social services (626 units), information and communication (748 units), as well as in the field of transportation and storage (1455 units).

The number of newly created enterprises and organizations by type of economic activity, units

January-May 2019
(excluding farms and dehkhan farms)

Trade



19033

Transportation and storage



1455

Accommodation and food services



3422

Construction



4532

Industry



10821

Information and communication



748

Health care and social services



626

Agriculture, forestry and fisheries



3580

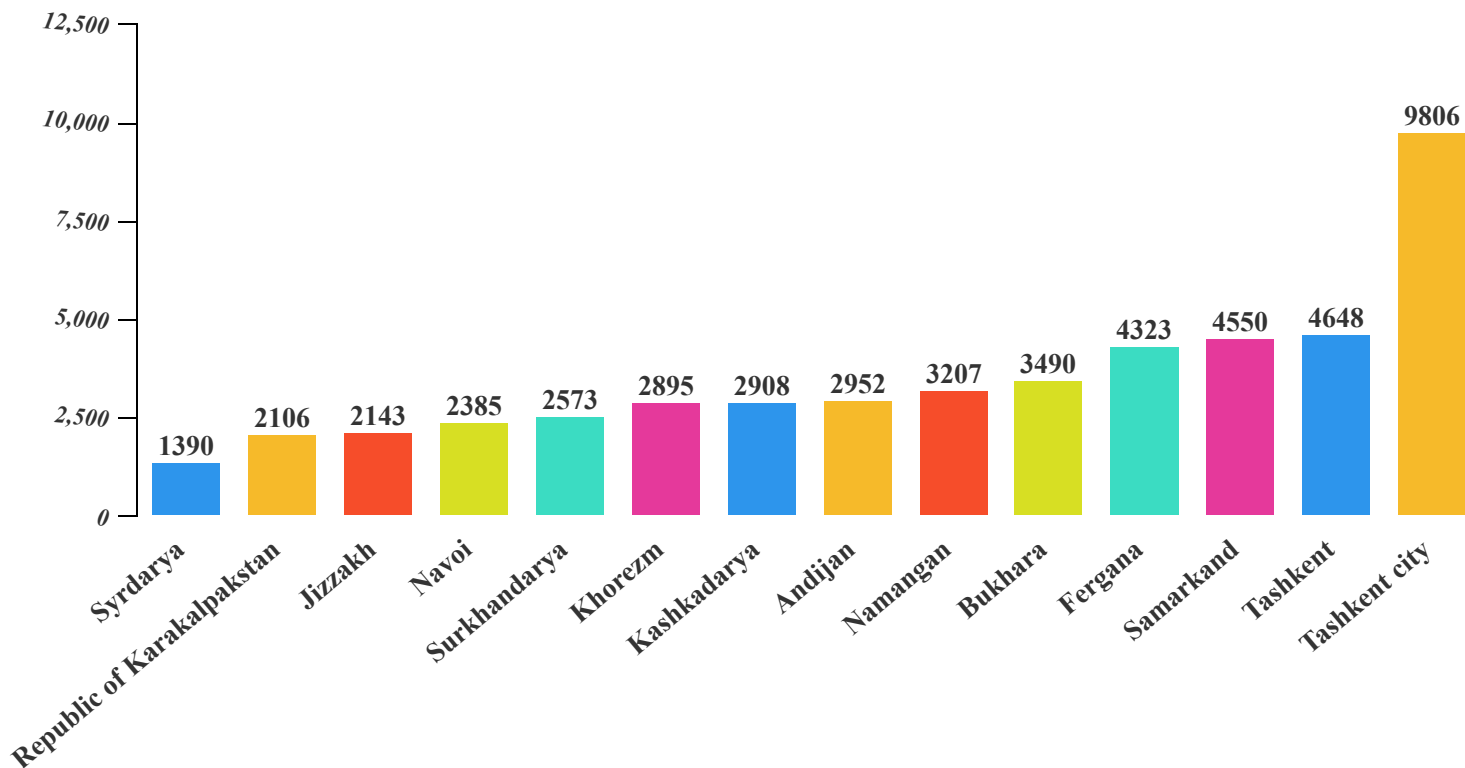
Other types



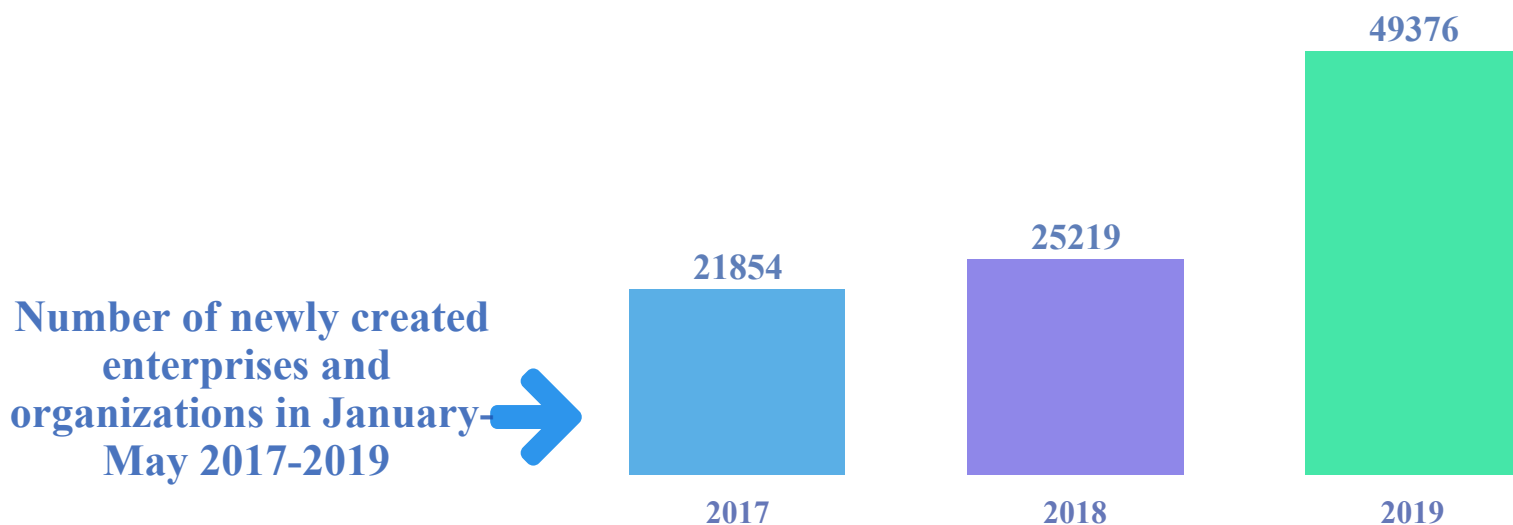
5159

The number of newly created enterprises and organizations by regions, units

(excluding farms and dehkhan farms)



The largest part of total number of newly created enterprises and organizations falls on Tashkent city (9806 units), Tashkent (4648 units), Samarkand (4550 units) and Fergana (4323 units) regions. In contrast, in Syrdarya (1390 units), Jizzakh (2143 units), Navoi (2385 units) regions and the Republic of Karakalpakstan (2106) was recorded a low level.



An increase in the number of enterprises, units

COMMERCIAL ENTERPRISES

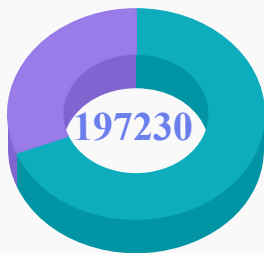
(as of June 1, 2019)

(excluding farms and dehkhan farms)

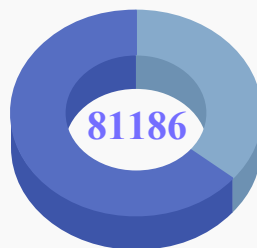
The number of operating commercial enterprises and organizations as of June 1, 2019 reached 306.5 thousand units.

The number of operating commercial enterprises according to the Classification of legal forms, units

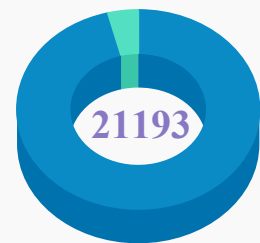
Limited Liability Companies



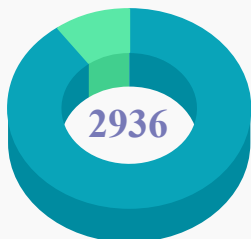
Private enterprises



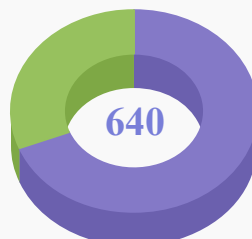
Family enterprises



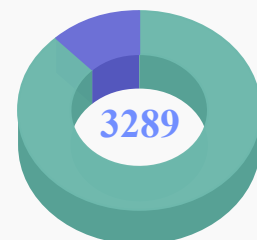
Unitary enterprises



Joint-stock companies



Others



Enterprises with foreign capital

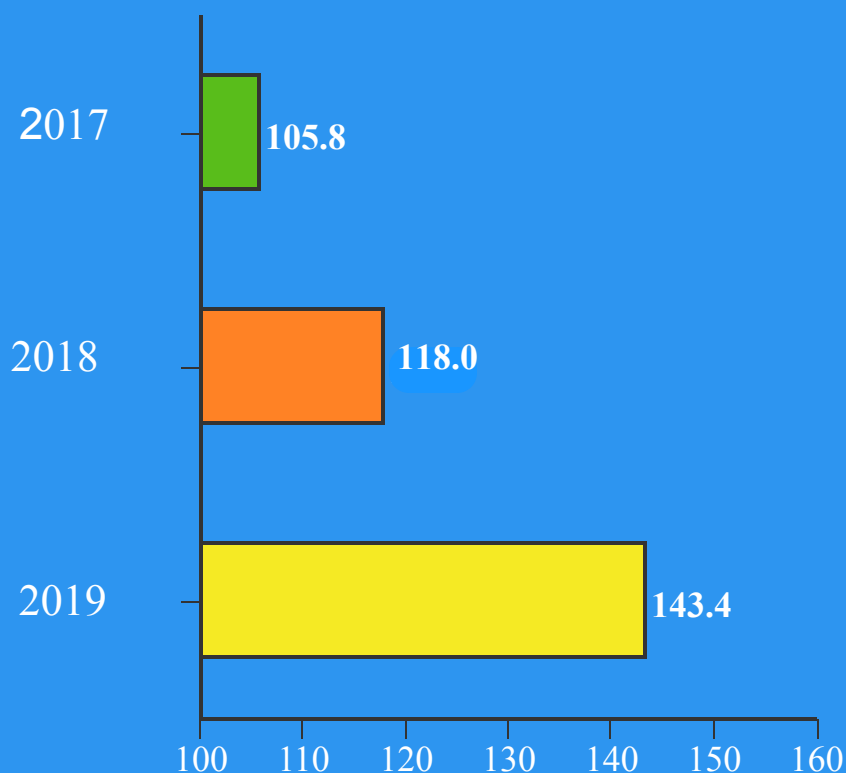
As of June 1, 2019, the number of operating enterprises with foreign capital amounted to 8785 units. Compared to the same period of last year, their number increased by 2,658, or 43.4%. Most of them belong to the Russian Federation, Turkey, the People's Republic of China, the Republic of Kazakhstan and the Republic of Korea.

As of June 1

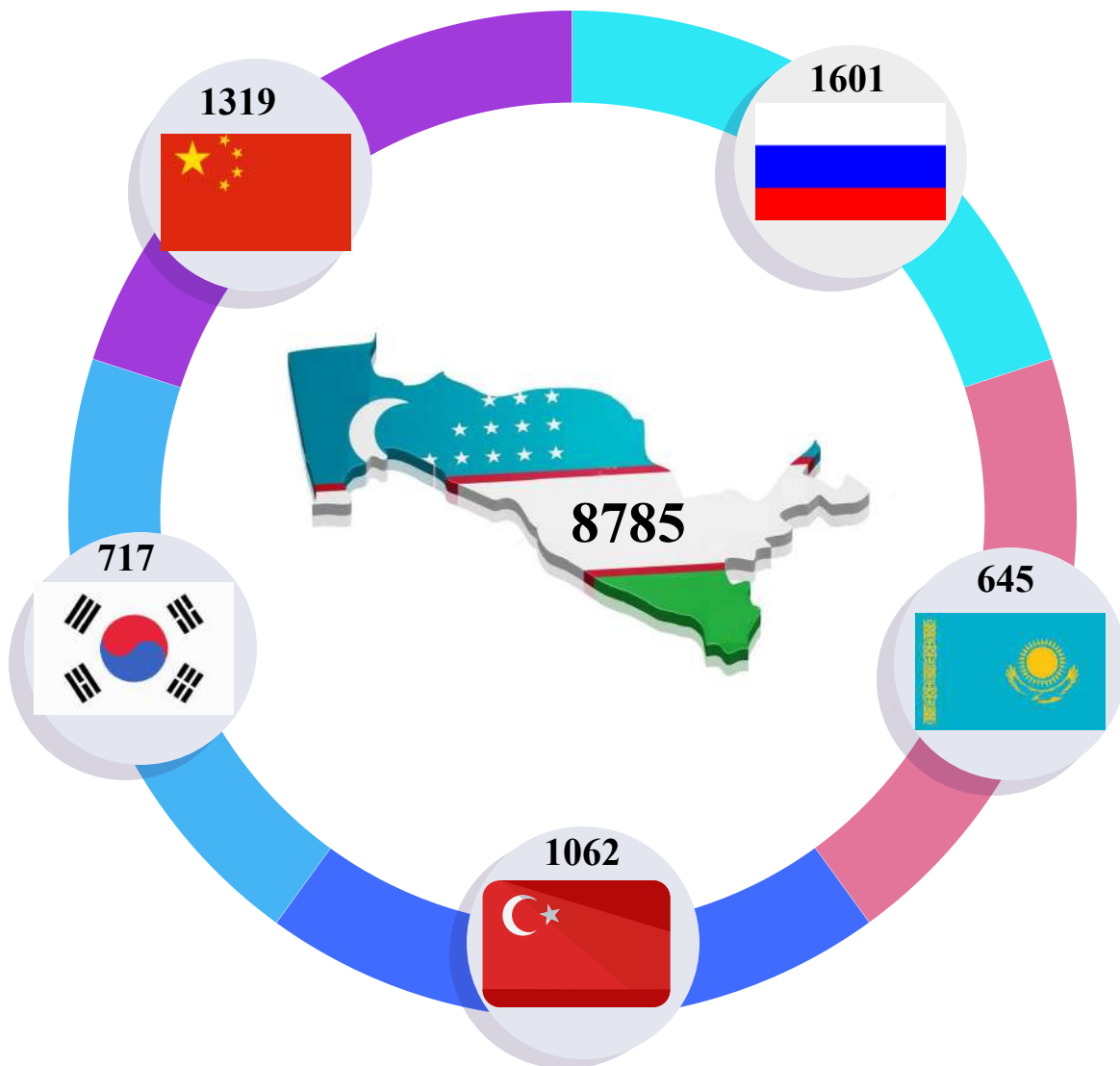
The number of operating enterprises with foreign capital



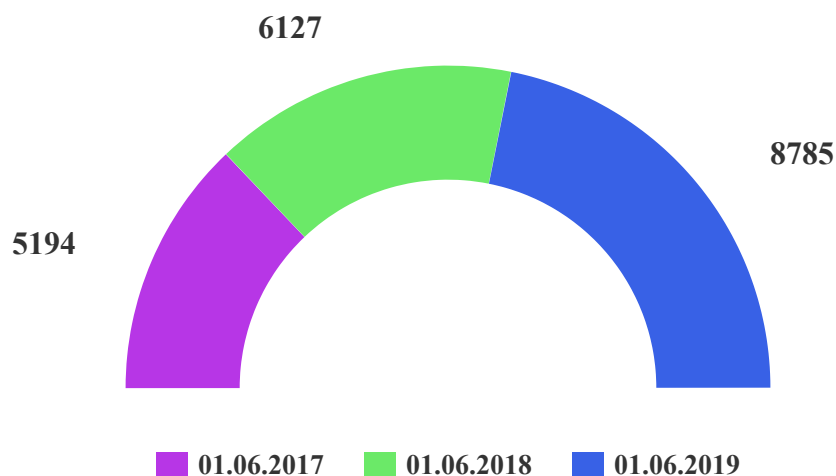
Growth rates compared to the same period of last year, %



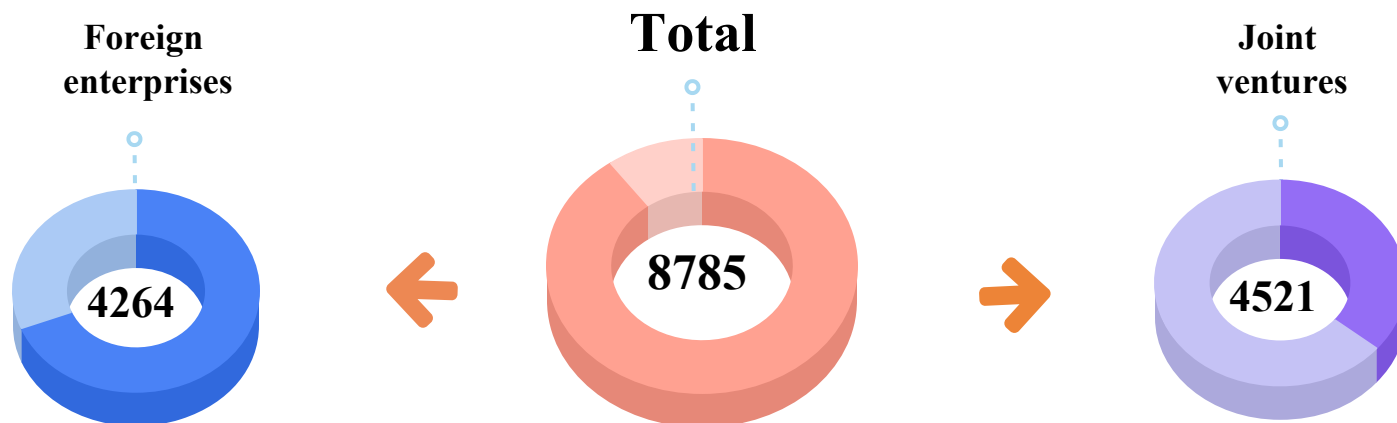
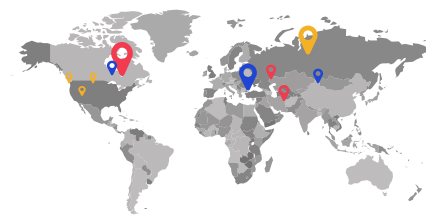
The number of operating enterprises with foreign capital in a variety of countries, units



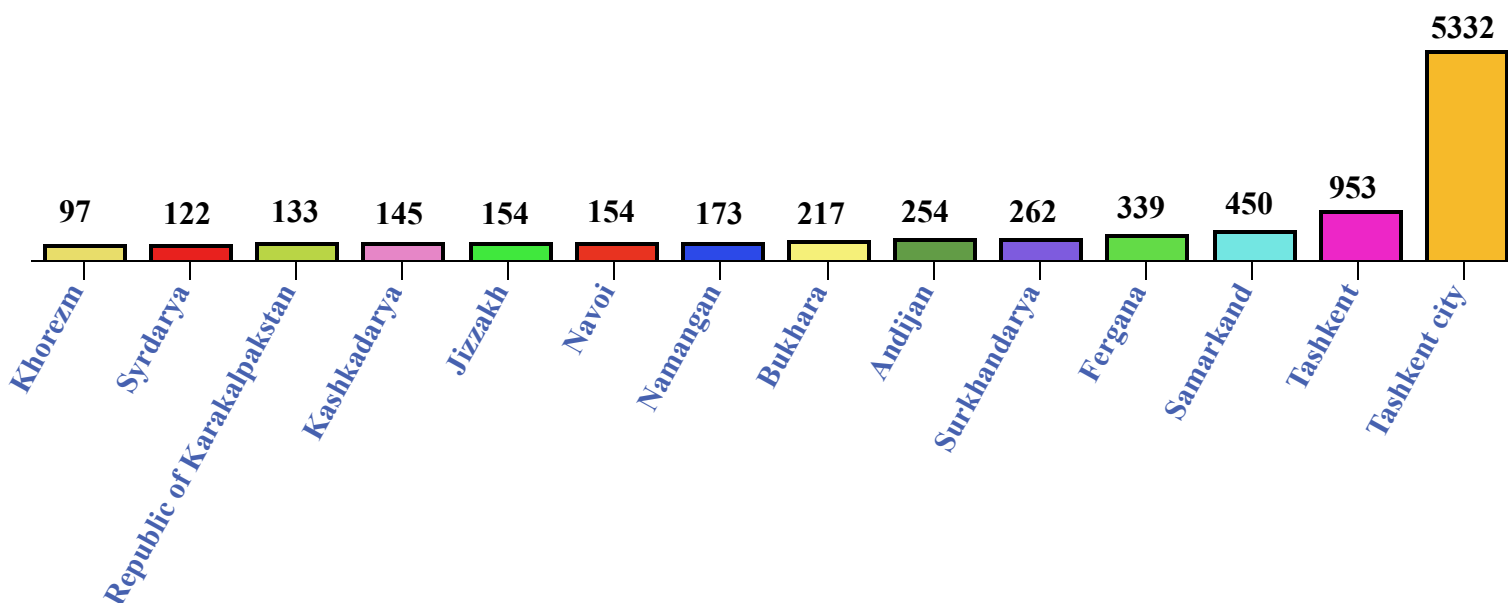
The growth in a number of operating enterprises with the participation of foreign capital by years, units



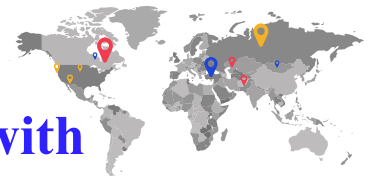
Also, 4521 enterprises with foreign capital are joint-stock companies, 4264 - foreign companies.



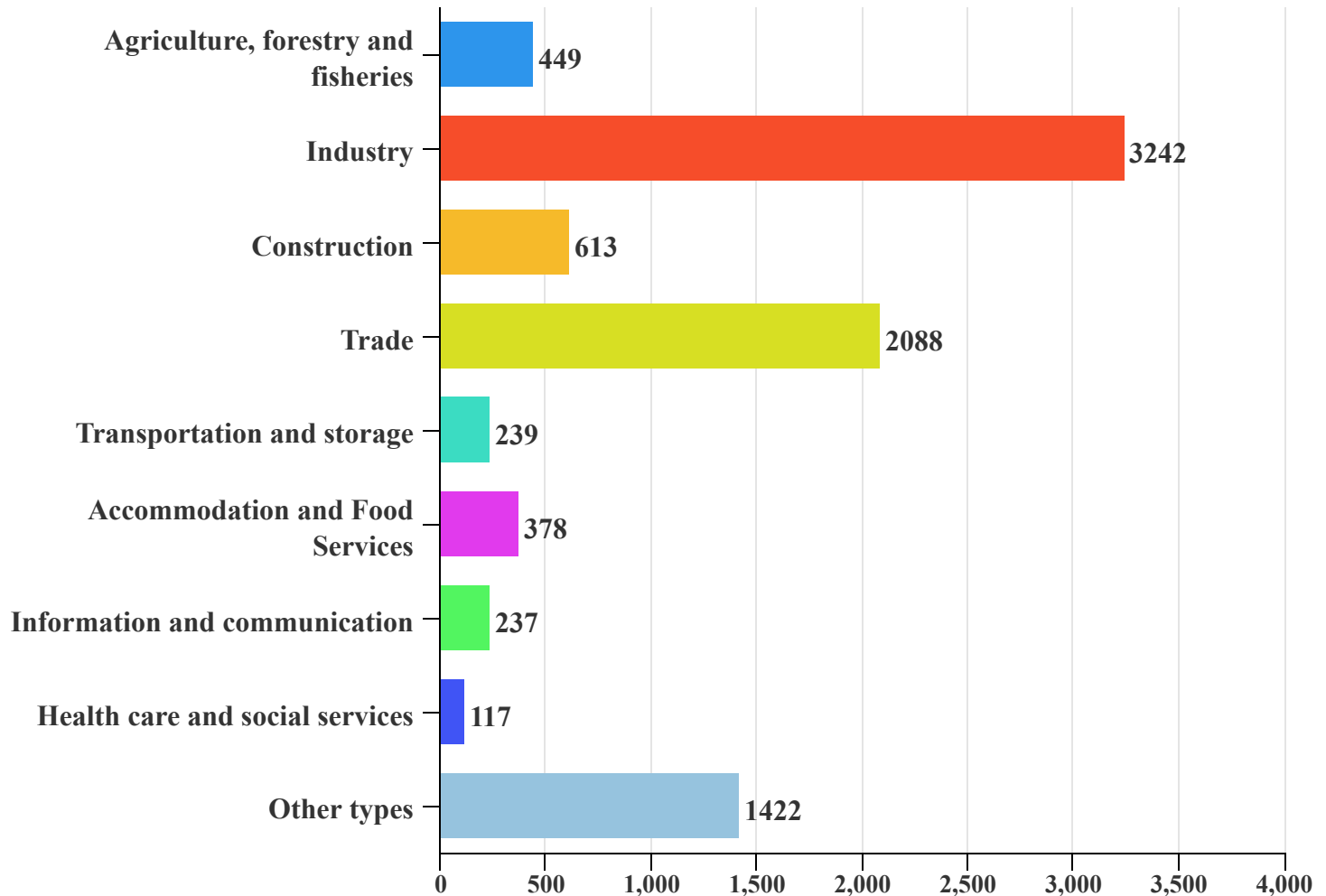
The number of operating enterprises with foreign capital by regions, units



The main part of the operating enterprises with the participation of foreign capital falls on Tashkent city - 5332 units (60.7%), Tashkent - 953 units (10.8%) and Samarkand - 450 units (5.1%) regions. Their lowest share was recorded in Khorezm - 97 units (1.1%), Syrdarya - 122 units (1.4%), Kashkadarya - 145 units (1.6%) and Navoi - 154 units (1.7%) regions, as well as in the Republic of Karakalpakstan - 133 units (1.5%).




The number of operating enterprises with the foreign capital by type of economic activity, units



Apparently that the main part of the operating enterprises with the foreign capital falls on industry and trade, the lowest share falls on health care and the social services, as well as information and communication.



The newly created enterprises with foreign capital



1

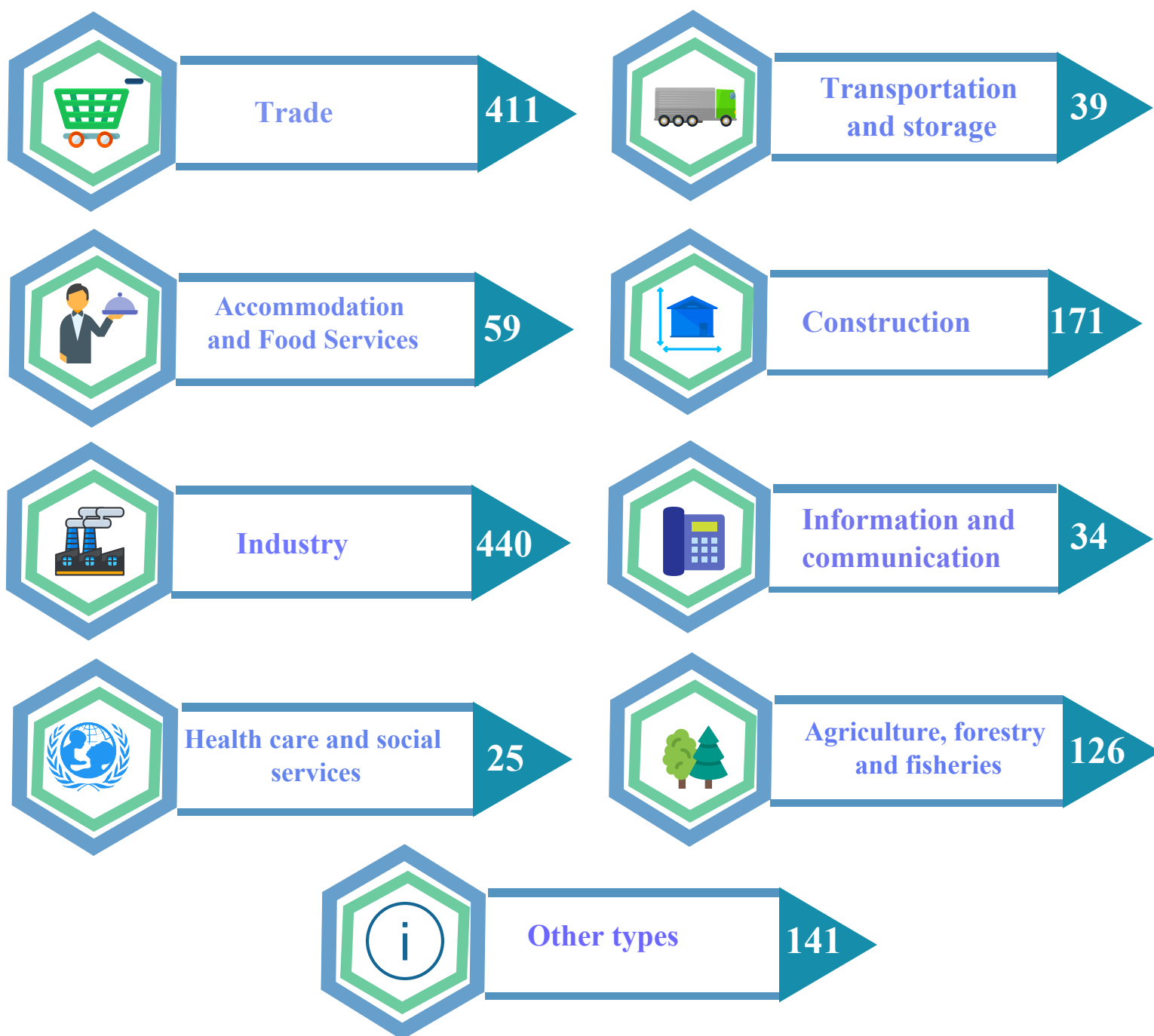
Newly created enterprises

According to the results of January-May 2019, 1446 units were newly created in the republic enterprises with the foreign capital. Compared with the same period of last year, this figure increased by 670 units.



At the same time, with the capital of residents of the Russian Federation, 214 enterprises were registered, China - 224, the Republic of Turkey - 206, the Republic of Kazakhstan - 148, the Republic of Korea - 99 and other countries - 555 enterprises.

The number of newly created enterprises with foreign capital by economic activity, units



When considered the newly established enterprises with foreign capital by types of economic activities, most of them falls on industry - 440 units, trade - 411 units, construction - 171 units, agriculture, forestry and fisheries - 126 units and other types - 141 units.

The number of small enterprises and microfirms

(excluding farms and dehkhan farms)

Growth in a number of operating small enterprises and microfirms by years



As of June 1, 2019, the number of operating small enterprises and microfirms in the republic amounted to 304.2 thousand units. This figure was more than the same period of last year by 24.1%.

In January-May 2019, the number of newly created small enterprises and microfirms was 47.5 thousand units, which was 25.3 thousand units more than the same period of last year.

The share of regions in total number of operating small enterprises and microfirms as of June 1, 2019

•The largest share

•The lowest share



•Tashkent city
22,3 %



•Bukhara
5,9 %



•Tashkent
9,3 %



•Khorezm
4,6 %



•Fergana
9,0 %



•Surkhandarya
4,6 %



•Andijan
8,4 %



•Republic of Karakalpakstan
4,5 %



•Samarkand
7,7 %



•Jizzakh
4,3 %



•Namangan
6,5 %



•Navoi
3,7 %



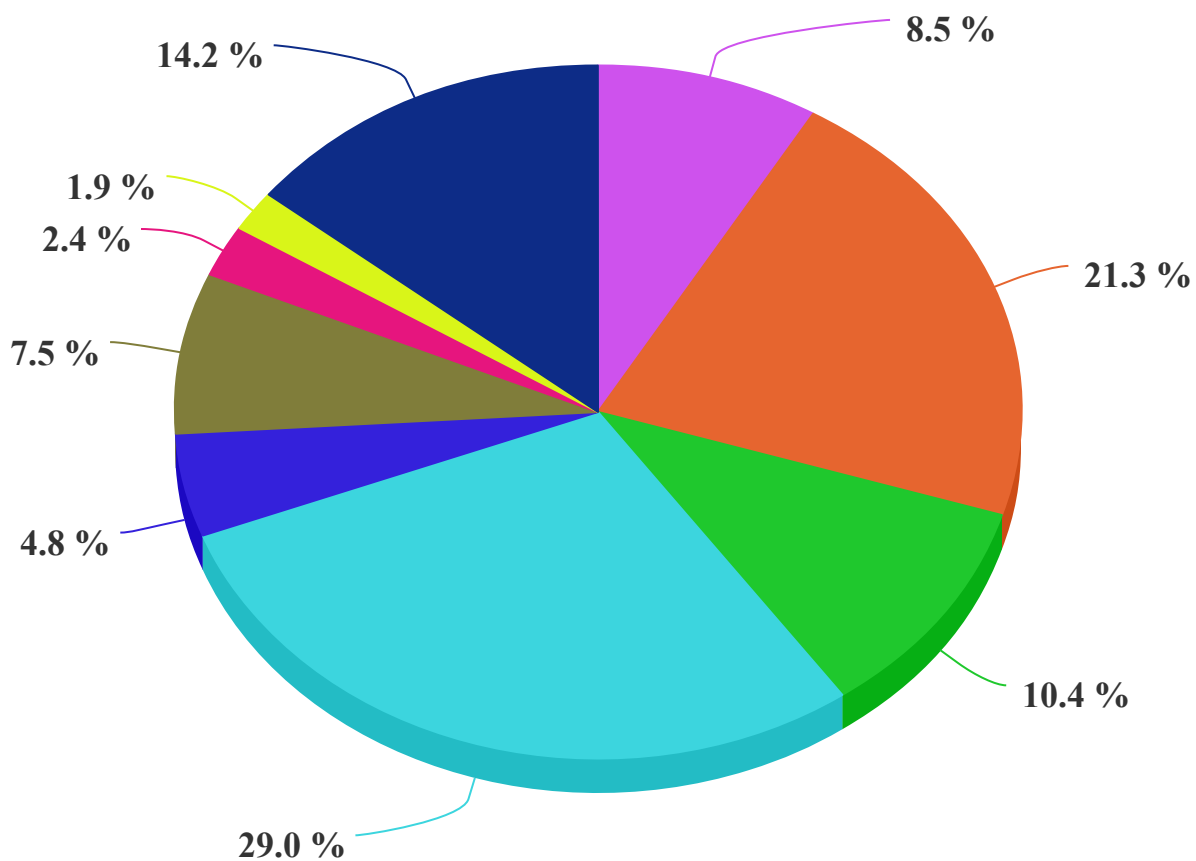
•Kashkadarya
6,1 %



•Syrdarya
3,1 %

Of total number of operating small enterprises and microfirms by economic activity, 304.2 thousand units accounted for trade - 88.3 thousand units (29.0%), industry - 64.7 thousand units (21.3%), construction - 31.6 thousand units (10.4%), agriculture, forestry and fisheries - 26.0 thousand units (8.5%), accommodation and food services - 22.9 thousand units (7.5%), transportation and storage services - 14.5 thousand units (4.8%), information and communication - 7.2 thousand units (2.4%), health and social services - 5.8 thousand units (1.9%), as well as other types - 43.2 thousand units (14.2%).

Share of operating small enterprises and microfirms by types of economic activity



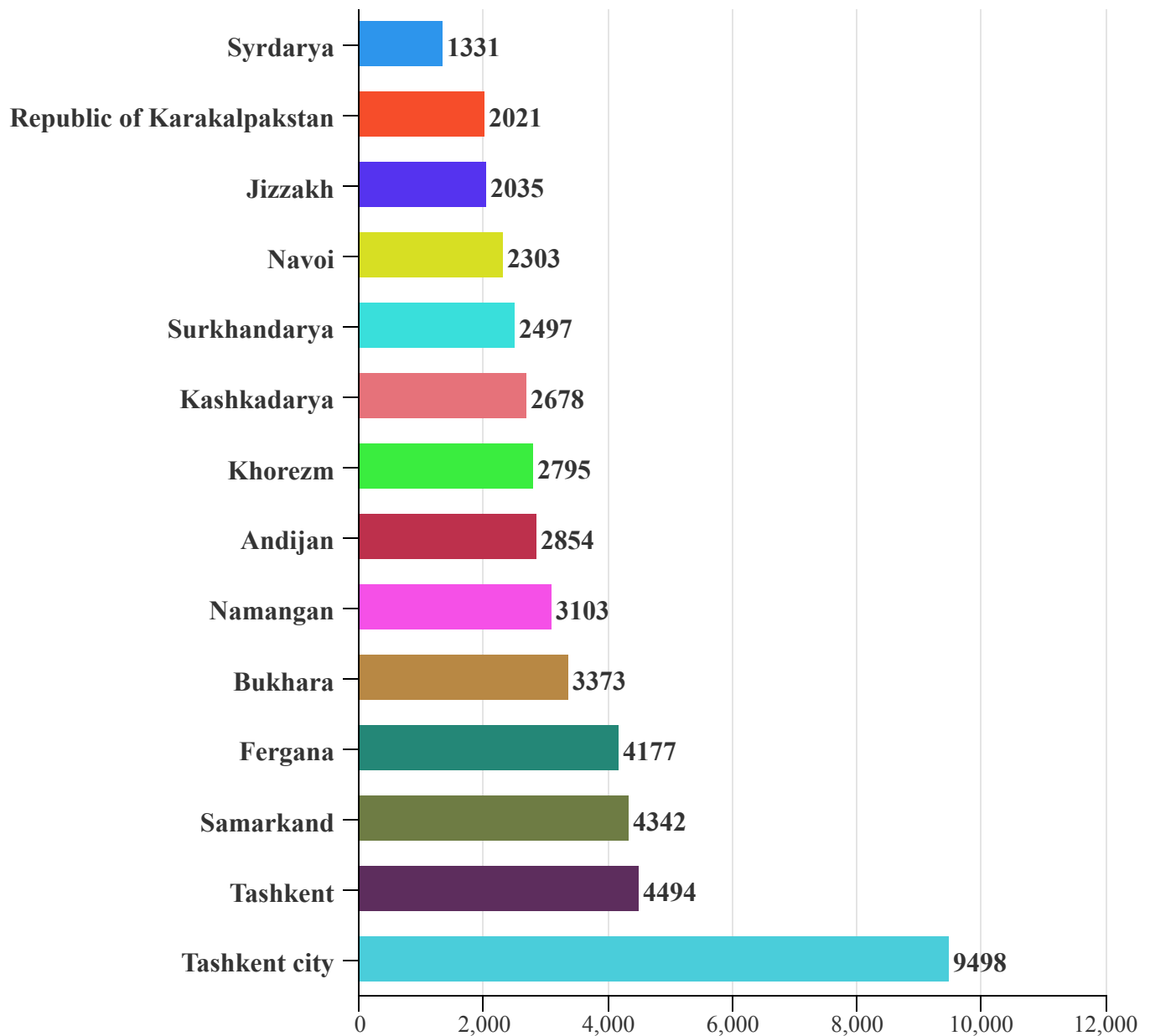
- Agriculture, forestry and fisheries
- Industry
- Construction
- Trade
- Transportation and storage
- Accommodation and Food Services
- Information and communication
- Health care and social services
- Other types

The share of newly created small enterprises and microfirms in terms of economic activity, %



When considered by types of economic activity, the largest part was accounted for trade - 19015 units, industry - 10803 units, construction - 4523 units, accommodation and food services - 3418 units. The least number falls on health care and social services - 541 units, information and communication - 744 units, and also on transportation and storage - 1,454 units.

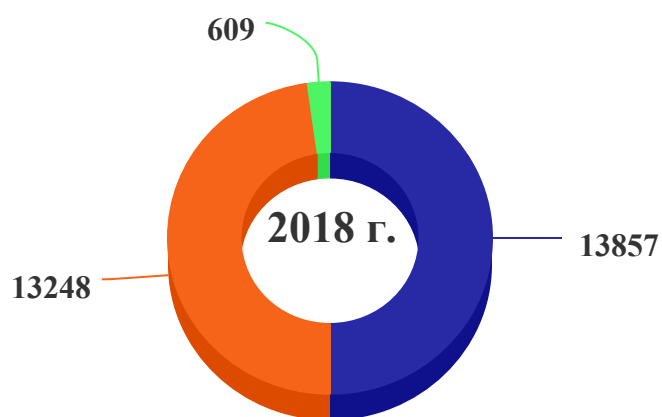
The number of newly created small enterprises and microfirms in terms of regions, units



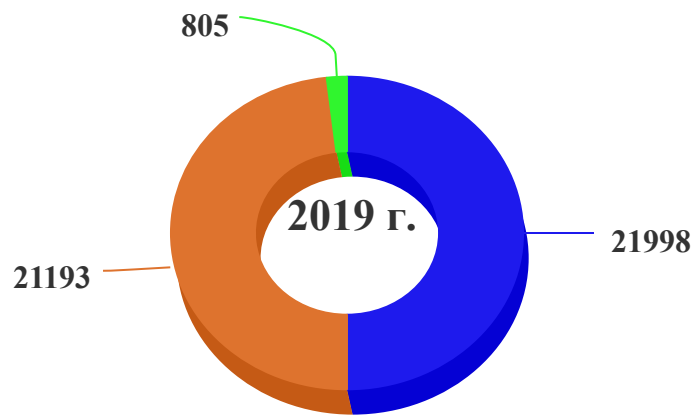
A significant part of total number of newly created small businesses falls on Tashkent city (9498 units), Tashkent (4494 units), Samarkand (4342 units) and Fergana (4177 units) regions. The lowest share was recorded in Syrdarya (1331 units), Jizzakh (2035 units) regions and the Republic of Karakalpakstan (2021 units).

Family enterprises, units

(as of June 1)



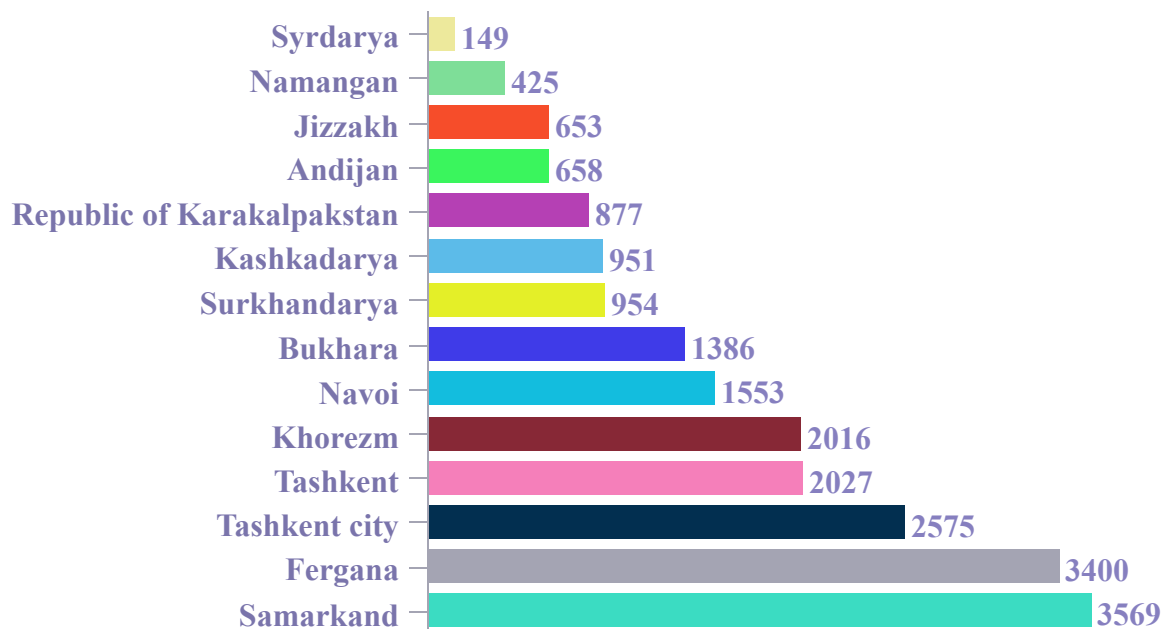
● Registered ● Operating ● Inactive



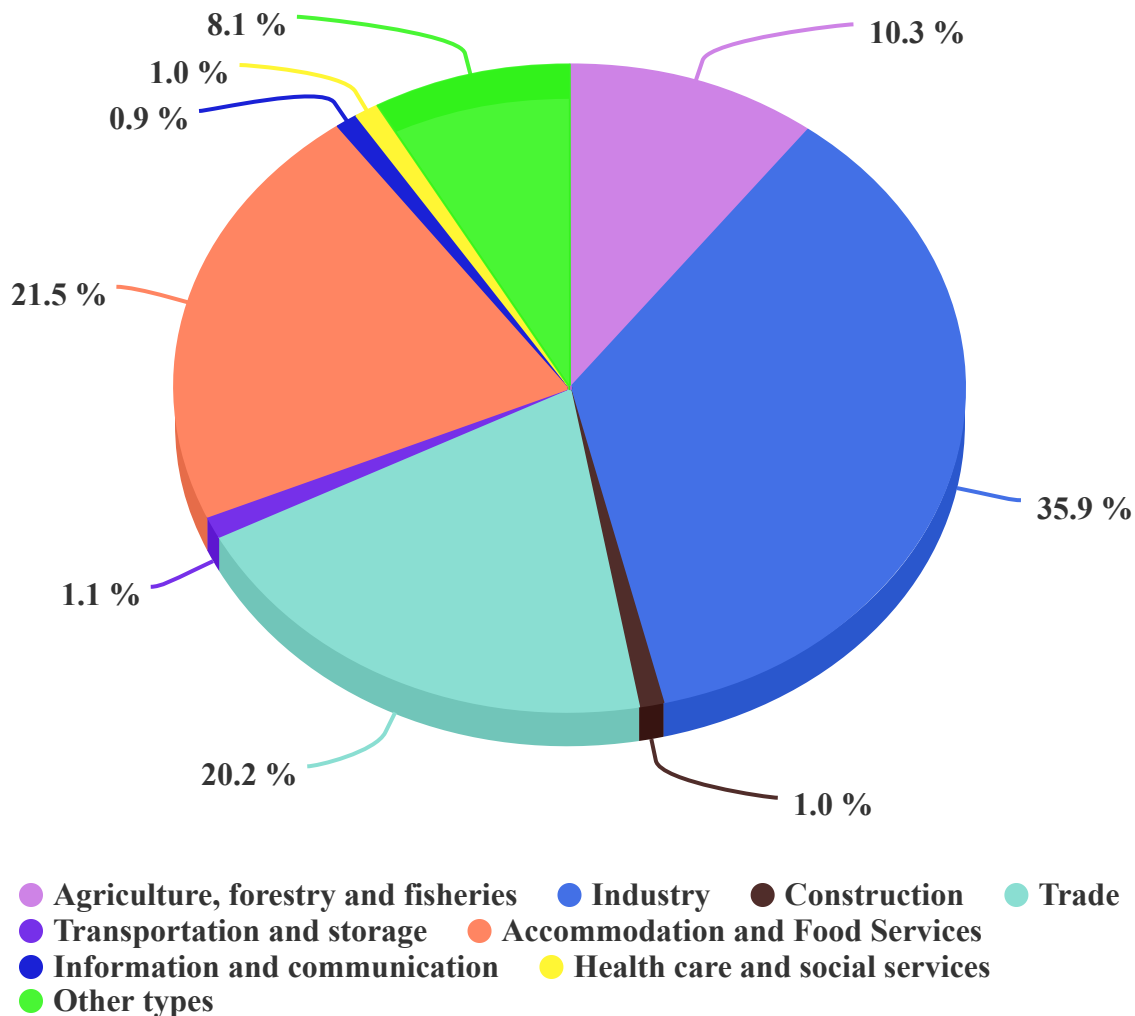
● Registered ● Operating ● Inactive

The number of existing family enterprises in regions, units

(as of June 1)

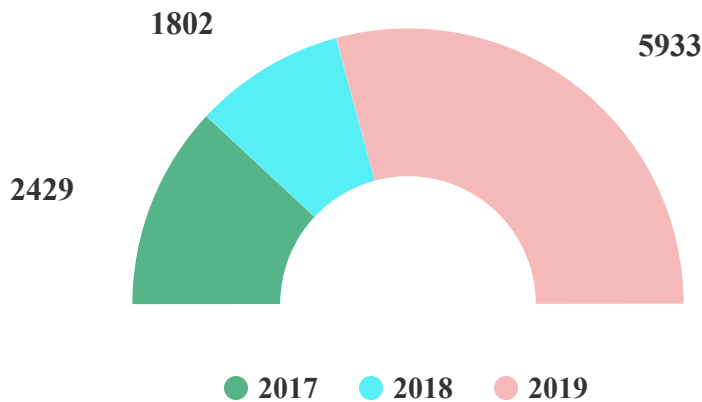


The share of operating family enterprises by types of economic activities

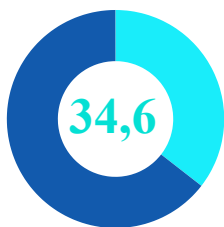


When considered the number of operating family enterprises by type of economic activity, the main share was accounted for industry - 35.9%, or 7608 units, accommodation and food services - 21.5%, or 4556 units, trade - 20.2%, or 4288 units, agriculture, forestry and fisheries - 10.3%, or 2193 units, construction - 1.0%, or 201 units, transportation and storage - 1.1%, or 224 units, health care and social services - 1.0%, or 210 units, information and communication - 0.9%, or 196 units and other species - 8.1%, or 1717 units.

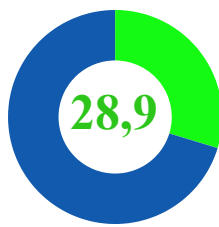
The number of newly created family enterprises in January-May 2017-2019, units



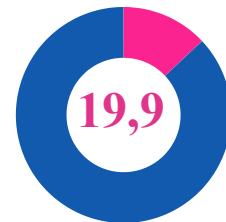
The share of newly created family enterprises in January-May 2019, by types of economic activity, %



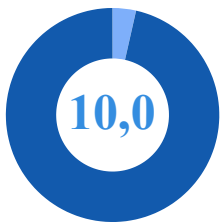
Industry



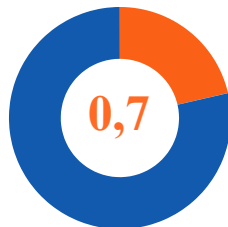
Trade



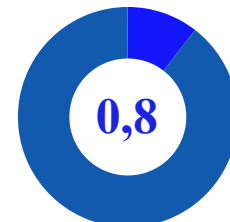
Accommodation and Food Services



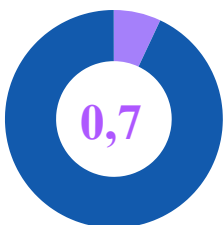
Agriculture, forestry and fisheries



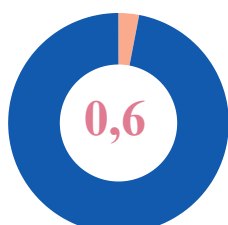
Transportation and storage



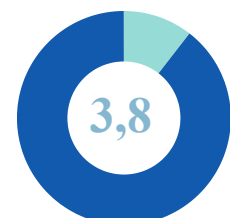
Construction



Health care and social services



Information and communication



Other types

**Department of Maintenance and System
Service of Statistical Registers**

Tel.:71-230-80-90(91)