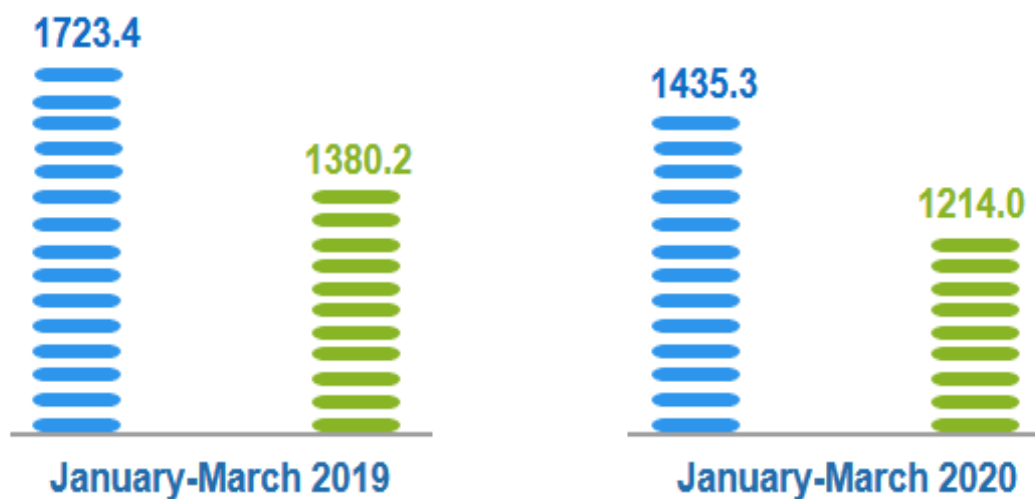


## XVIII. TOURIST FLOW

Our state has a rich cultural and spiritual heritage, unique tangible and intangible historical values. There are all conditions for the development of the tourism sector in Uzbekistan, which allows creating new jobs and, therefore, improving the quality of life of the population, attracting flows of foreign capital and tax revenues.

*The number of foreign citizens visiting the Republic of Uzbekistan for tourism in January-March 2020 amounted to 1214.0 thousand people<sup>1)</sup>.*

**Foreign citizens who came to the Republic of Uzbekistan for tourism purposes and citizens of the Republic of Uzbekistan who left in January-March 2019-2020, thousand people**



Citizens of Uzbekistan  
who went abroad



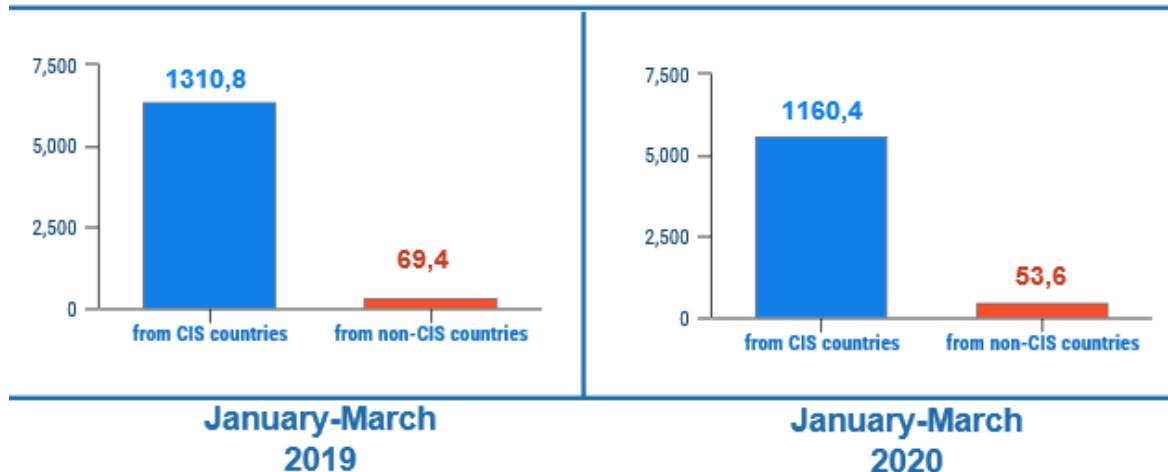
foreign citizens who have  
entered the country

*The number of citizens of Uzbekistan who left the republic for tourism purposes in January-March 2020 amounted to 1435.3 thousand people<sup>1)</sup>.*

1) in the total number of people who left the republic and entered it, the same person can be counted several times, and this is considered as a separate case.

**Foreign citizens who entered Uzbekistan for tourism purposes  
in January-March 2019-2020, thousand people**

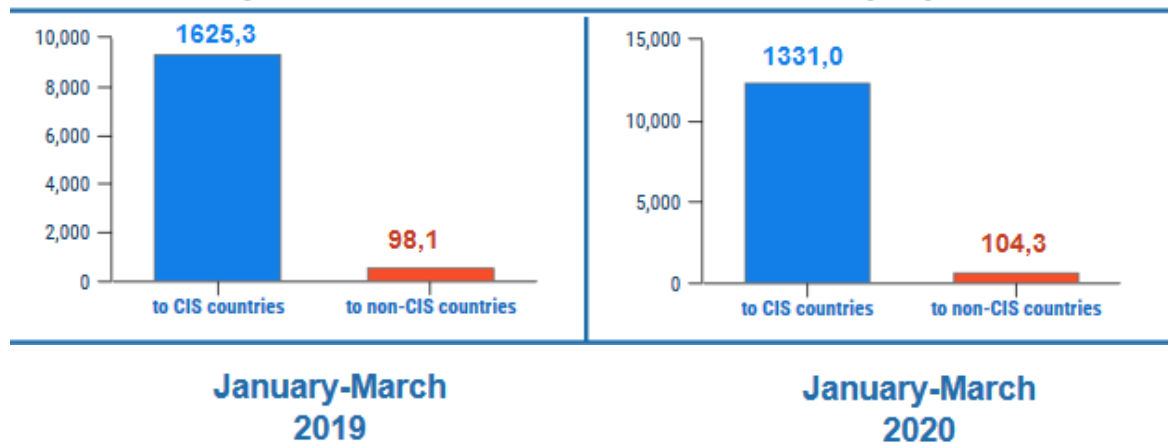
**Arrived foreign citizens, thousand people**



Foreign citizens who arrived to the Republic of Uzbekistan from the CIS countries amounted to 1160.4 thousand people, which reached 95.6% of their total number, from non-CIS countries - 53.6 thousand people (4.4% of their total number).

**Citizens of the Republic of Uzbekistan who went abroad for tourism purposes in  
January-March 2019-2020, thousand people**

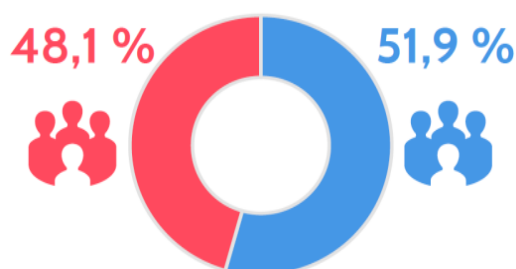
**Departed citizens of Uzbekistan, thousand people**



The number of citizens of Uzbekistan who left the republic in January-December 2019 to the CIS countries reached 1331.0 thousand people, which amounted to 92.7% of their total number, to non-CIS countries - 104.3 thousand people (7.3 % of their total number).

The analysis of the number of foreigners visiting the Republic of Uzbekistan shows that in January-March 2020, compared to the same period in 2019, number of visited foreigners decreased by 166.2 thousand. The number of departed citizens of the Republic of Uzbekistan in January-March 2019 amounted to 1723.4 thousand people, and in the corresponding period of 2020 - 1435.3 thousand people.

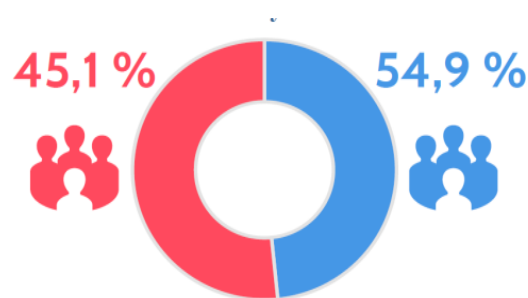
**The number of foreign citizens who entered the Republic of Uzbekistan for tourism purposes by gender in January-March 2020, %**



From January to March 2020, men accounted for 51.9% (629.6 thousand people) of foreign arrivals, and women – 48.1% (584.4 thousand people).

**Number of citizens of the Republic of Uzbekistan who left the country for tourism purposes by gender in January-March 2020, %**

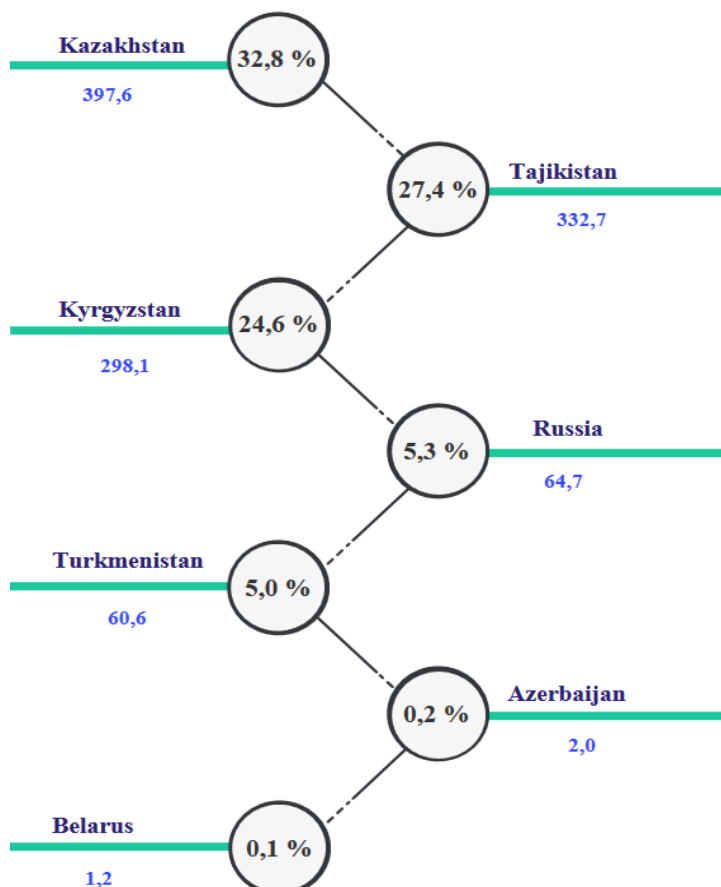
For tourism purposes, men (citizens of the Republic of Uzbekistan) who left the country amounted to 54.9% (787.4 thousand people), women - 45.1% (647.9 thousand people).



**Number of foreigners visiting the Republic of Uzbekistan by purpose of travel in January-March 2020, thousand people**

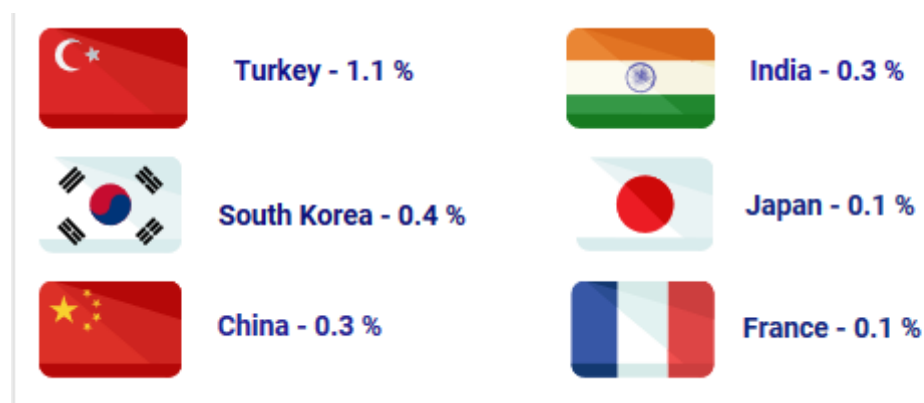
|                               | Total: | purpose of travel: |       |         |                    |           |       |
|-------------------------------|--------|--------------------|-------|---------|--------------------|-----------|-------|
|                               |        | Business trip      | Study | Tourism | Visiting relatives | Treatment | Trade |
| <b>Total</b>                  | 1214,0 | 8,7                | 3,9   | 113,5   | 1066,7             | 14,1      | 7,1   |
| <b>From CIS countries</b>     | 1160,4 | 3,8                | 3,3   | 82,5    | 1054,8             | 14,1      | 1,9   |
| <b>From non-CIS countries</b> | 53,6   | 4,9                | 0,6   | 31,0    | 11,9               | 0,0       | 5,2   |

**The number of citizens of CIS countries who entered the Republic of Uzbekistan  
in January-March 2020**

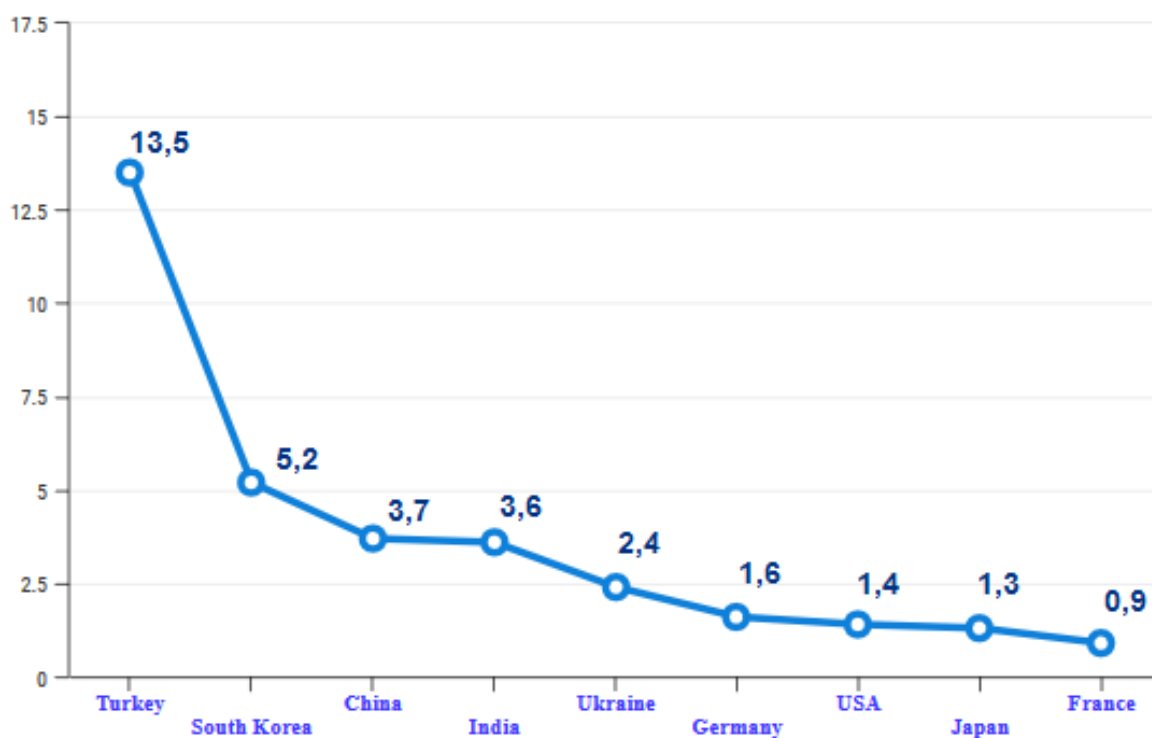


The largest flow of foreign citizens to our republic was noted from the following countries: Kazakhstan - 397.6 thousand people (32.8% of the total number of all arrivals), Tajikistan - 332.7 thousand people (27.4%), Kyrgyzstan - 298.1 thousand people (24.6%), Russia - 64.7 thousand people (5.3%), Turkmenistan - 60.6 thousand people (5.0%), Azerbaijan - 2.0 thousand people (0.2%) and Belarus - 1.2 thousand people (0.1%).

**Citizens of non-CIS countries who entered the Republic of Uzbekistan  
in January-March 2020, %**



**Citizens of non-CIS countries who entered the Republic of Uzbekistan  
in January-March 2020, thousand people**

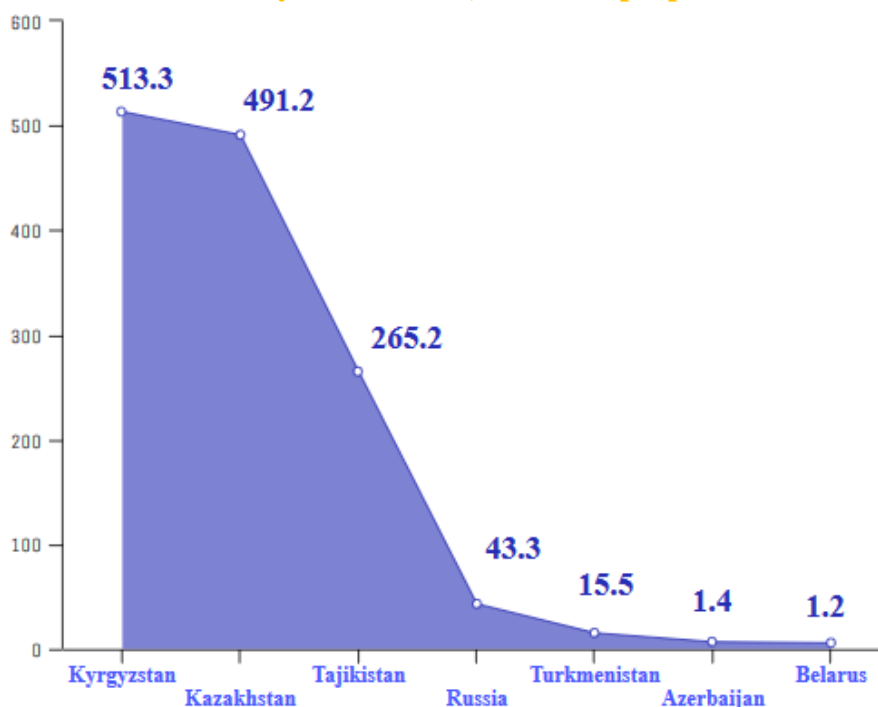


A significant flow from non-CIS countries was observed from Turkey - 13.5 thousand people (1.1%), South Korea - 5.2 thousand people (0.4%), China - 3.7 thousand people (0.3 %), India - 3.6 thousand people (0.3%), Japan - 1.3 thousand people (0.1%) and France - 0.9 thousand people (0.1%).

**The number of citizens of the Republic of Uzbekistan who left the country  
by purpose of travel in January-March 2020, thousand people**

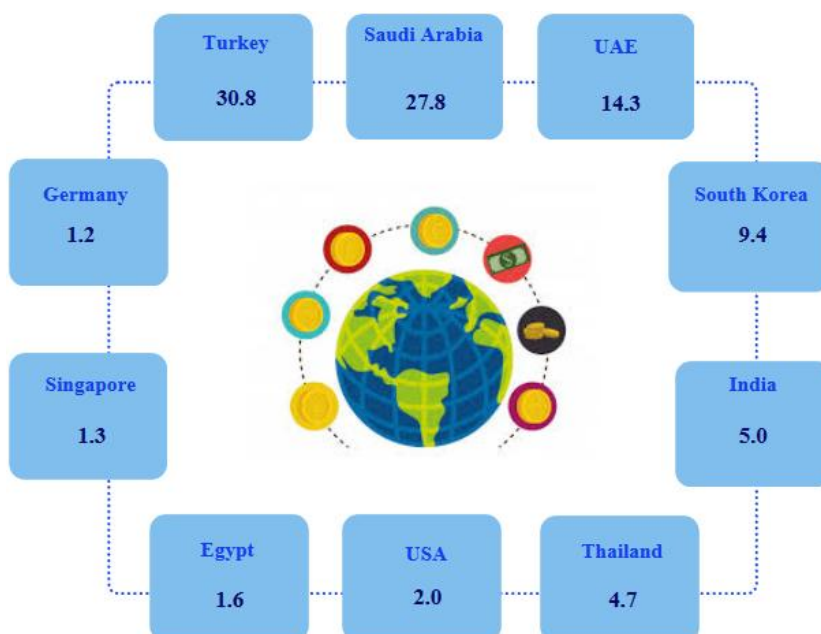
|                             | <i>Total:</i> | <i>purpose of travel:</i> |              |                |                           |                  |
|-----------------------------|---------------|---------------------------|--------------|----------------|---------------------------|------------------|
|                             |               | <i>Business trip</i>      | <i>Study</i> | <i>Tourism</i> | <i>Visiting relatives</i> | <i>Treatment</i> |
| <b>Total</b>                | 1435,3        | 18,0                      | 49,8         | 116,1          | 1246,2                    | 5,2              |
| <b>To CIS countries</b>     | 1331,0        | 17,1                      | 47,0         | 24,1           | 1238,9                    | 3,9              |
| <b>To non-CIS countries</b> | 104,3         | 0,9                       | 2,8          | 92,0           | 7,3                       | 1,3              |

**Number of citizens of the Republic of Uzbekistan who left for the CIS countries  
in January-March 2020, thousand people**



The main outflow of citizens of the Republic of Uzbekistan was noted to Kyrgyzstan - 35.8% (513.3 thousand people), Kazakhstan - 34.2% (491.2 thousand people), Tajikistan - 265.2 thousand people (18.5% ), Russia - 43.3 thousand people (3.0%), Turkmenistan - 15.5 thousand people (1.1%), Azerbaijan - 1.4 thousand people (0.1%) and Belarus – 1.2 thousand people (0.1%).

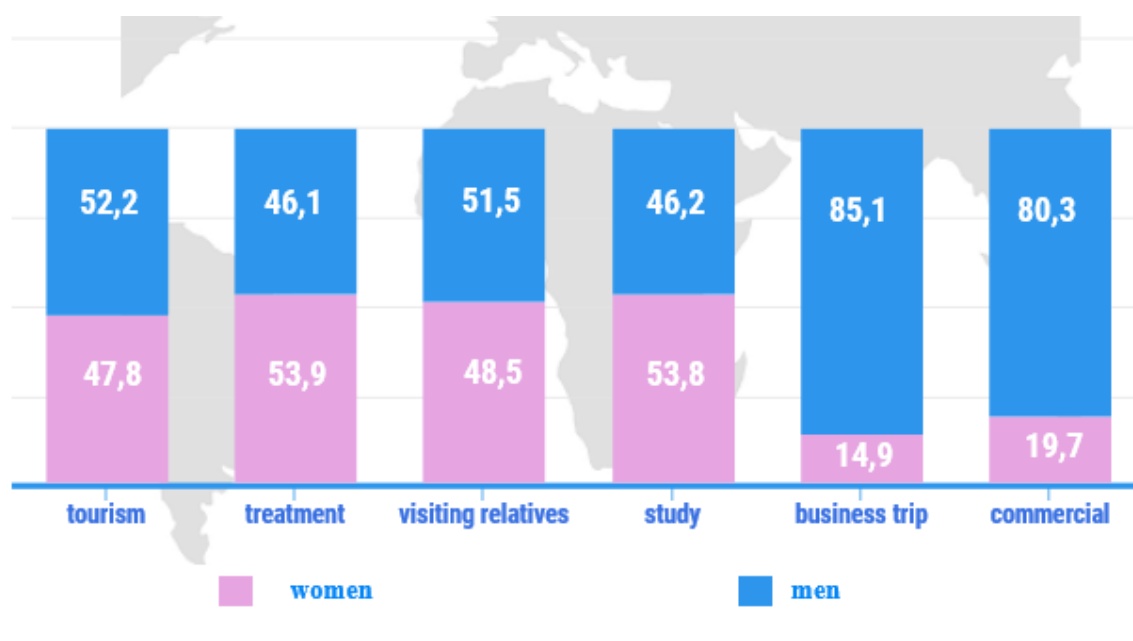
**The number of citizens of the Republic of Uzbekistan who left for non-CIS countries  
in January-March 2020, thousand people**



The largest outflows to foreign countries accounted for Turkey (30.8 thousand people), Saudi Arabia (27.8 thousand people), United Arab Emirates (14.3 thousand people), South Korea (9.4 thousand people), India (5.0 thousand people), Thailand (4.7 thousand people), USA (2.0 thousand people) and Egypt (1.6 thousand people).

The majority of foreign citizens who entered Uzbekistan called their purpose of travel “visiting relatives” (87.9%). A significantly smaller number of foreign citizens entered for the following purposes: travel - 9.3%, medical treatment - 1.2%, business trip - 0.7%, commercial travel - 0.6%, and study - 0.3%.

**Foreign citizens who entered the Republic of Uzbekistan by gender and purpose of travel in January-March 2020, %**

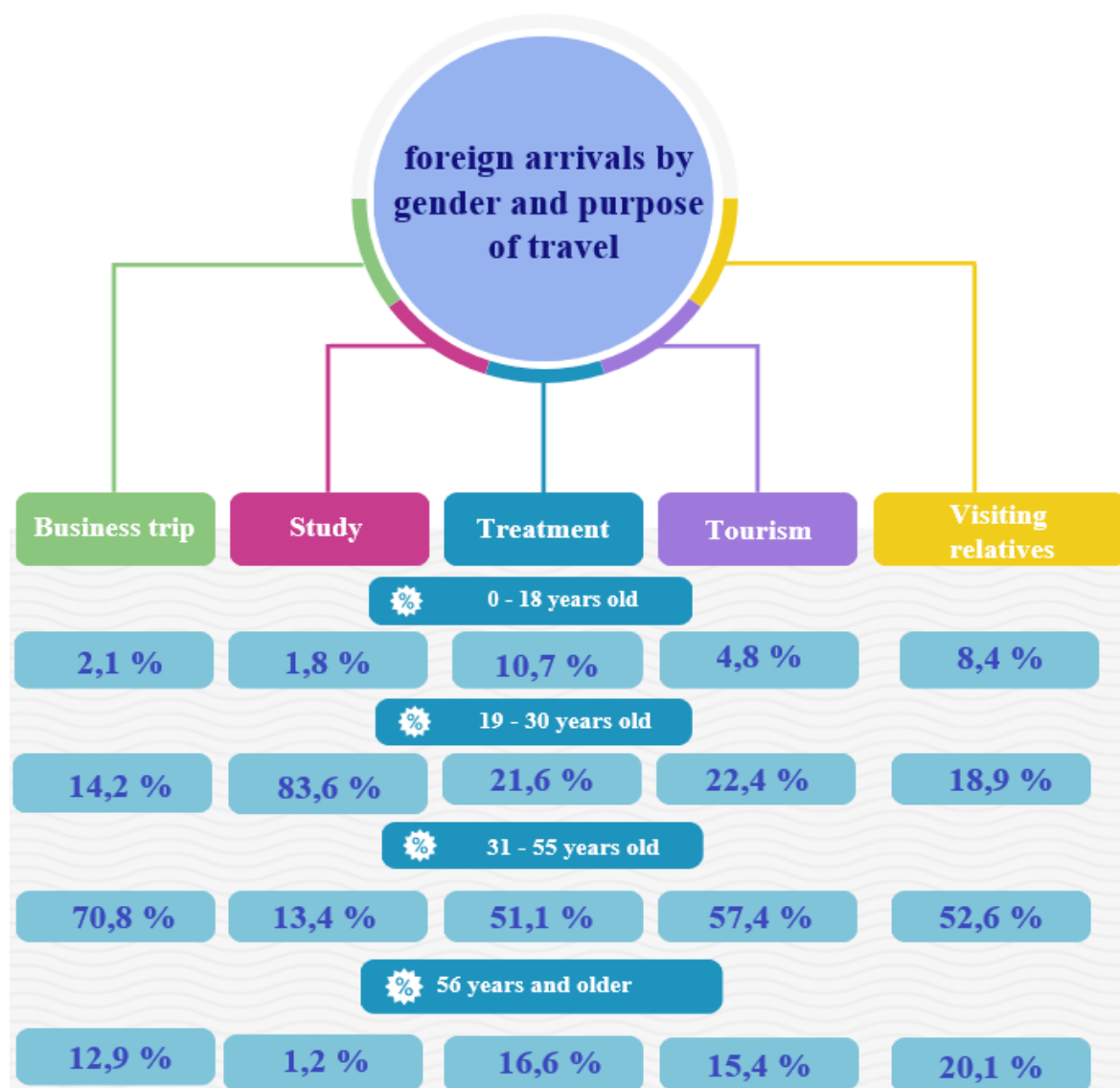


Foreign citizens who arrived to Uzbekistan from January to March 2020 called the purpose of the trip: study - 3.9 thousand people (46.2% of men, 53.8% of women), commercial - 7.1 thousand people (80.3% of men, 19.7% of women), business trip - 8.7 thousand people (85.1% of men, 14.9% of women), treatment - 14.1 thousand people (46.1% of men, 53.9% of women), travel - 113.5 thousand people (52.2% of men and 47.8% of women), as well as visiting relatives - 1066.7 thousand people (51.5% of men and 48.5 % of women).

Based on the analysis of the distribution of foreign citizens who entered the Republic of Uzbekistan in January-March 2020 by age, their main contingent consisted of people aged 31-55 years old - 53.1%, 19-30 years old - 19.5%, 56 years old and older –19.4%, 0–18 years – 8.0%.

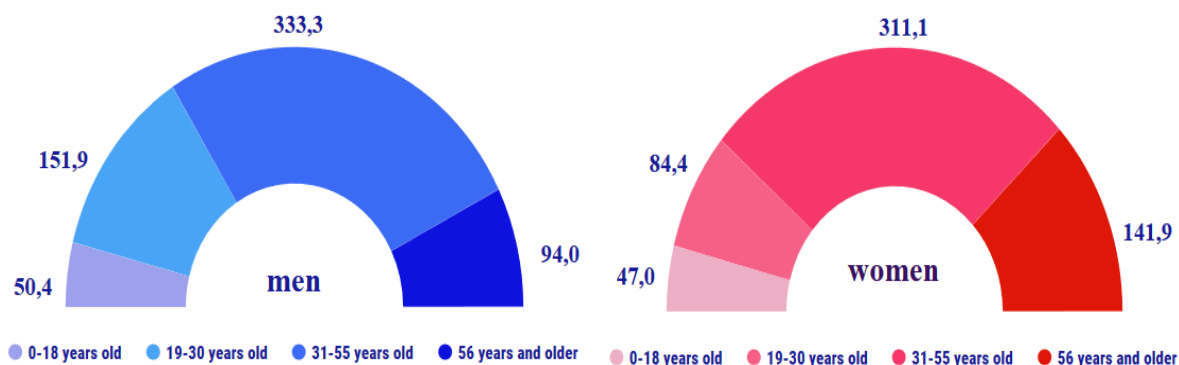
For health purposes 51.1% of foreigners aged 31-55 years, 21.6% – aged 19-30 years, 16.6% – aged 56 years and older, 10.7% – aged 0-18 years old arrived. 52.6% of foreign citizens aged 31-55 years, 18.9% – aged 19-30 years, 8.4% – aged 0-18 years, 20.1% – aged 56 years and older visited relatives.

**Distribution of foreign citizens by gender who entered the Republic of Uzbekistan for tourism purposes in January-March 2020, %**



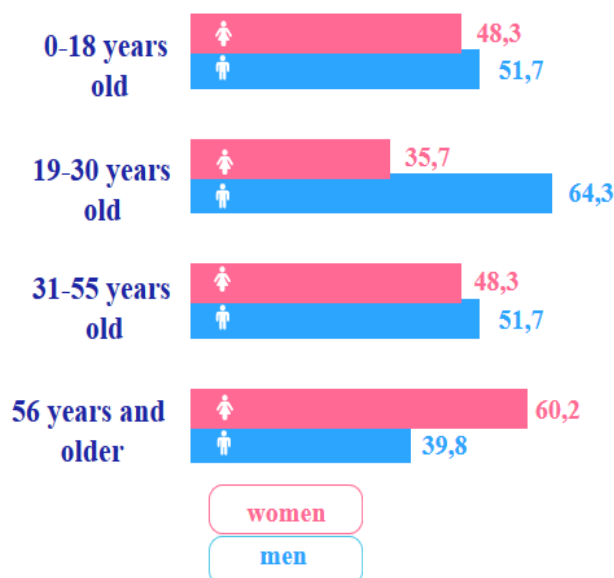


The distribution of foreign citizens who entered the Republic of Uzbekistan by age in January-March 2020, thousand people



In January-March 2020, of the number of foreign citizens who arrived to the Republic of Uzbekistan under the age of 18 years old were 50.4 thousand men and 47.0 thousand women, aged 19-30 years old - 151.9 thousand men and 84.4 thousand women, 31-55 years old - 333.3 thousand men and 311.1 thousand women, 56 years and older - 94.0 thousand men and 141.9 thousand women.

Distribution of foreign citizens who entered the Republic of Uzbekistan for tourism purposes by age in January-March 2020, %



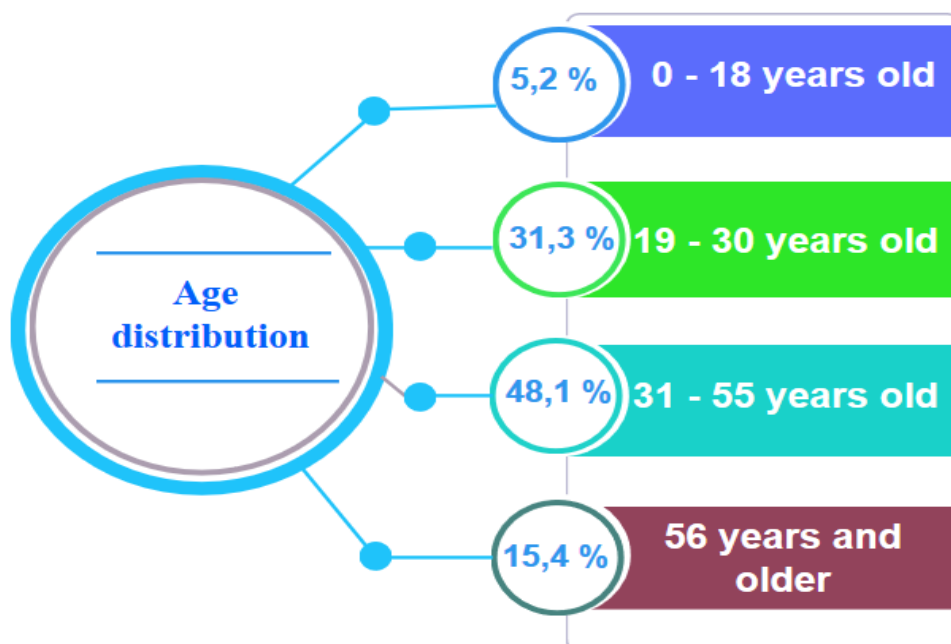
51.7% of men and 48.3% of women under the age of 18 years, 64.3% of men and 35.7% of women between the ages of 19 and 30, 51.7% of men and 48.3% of women between the ages of 31 and 55, 39.8% of men and 60.2% of women over the age of 56 arrived for tourism purposes.

**Distribution of citizens of the Republic of Uzbekistan who left the country by travel purposes in January-March 2020, %**



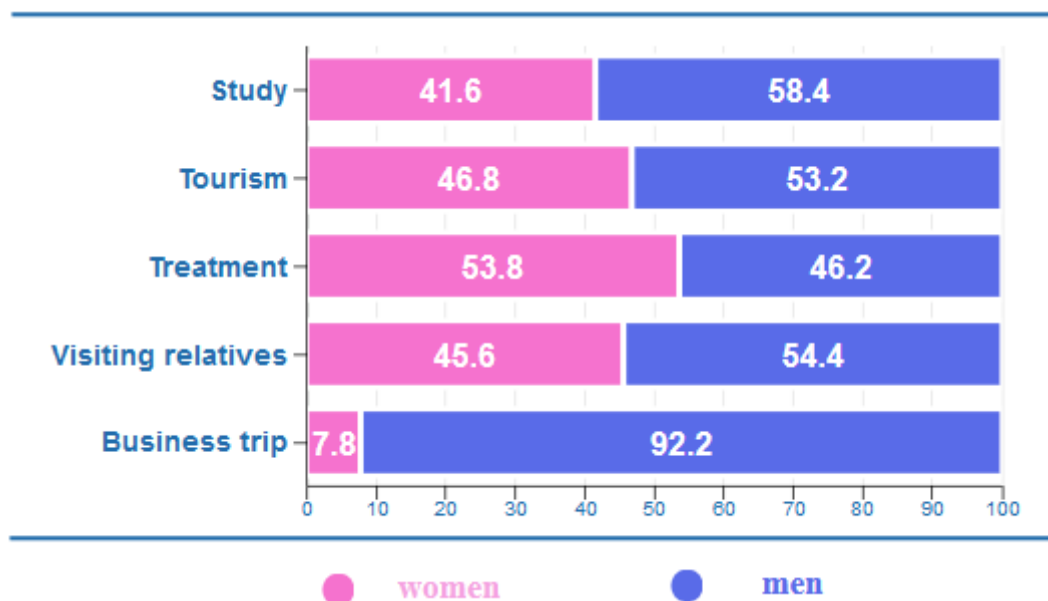
For the period of January-March 2020, the largest number of citizens who left Uzbekistan, indicated the purpose as visiting relatives - 86.8%, the smallest number of citizens – travel - 8.1%, study - 3.5%, business trips - 1.2%, treatment - 0.4%.

**Distribution of citizens of the Republic of Uzbekistan who left by age in January-March 2020**



Based on the analysis of the distribution of citizens of the Republic of Uzbekistan who left for January-March 2020 by age, we can conclude that the majority of those who left were people aged 31-55 years old - 48.1%, 19-30 years old - 31.3%, 56 years and older - 15.4%, 0-18 years old - 5.2%.

**Citizens of the Republic of Uzbekistan who left the country by gender and purpose of travel in January-March 2020, %**



In January-March 2020, the purpose of travel of citizens of Uzbekistan who left the country was: 5.2 thousand people (46.2% of men and 53.8% of women) – treatment, 18.0 thousand (92.2% of men and 7.8% of women) – business trip, 49.8 thousand people (58.4% of men and 41.6% of women) – study, 116.1 thousand people (53.2% of men and 46.8% of women) – travel, 1246.2 thousand people (54.4% of men and 45.6% of women) – visiting relatives.

5.2% of citizens aged 0-18 years, 19.3% – 19-30 years, 51.8% – 31-55 years, 23.7% – 56 years and older left the country with the purpose of travel. 0.3% of citizens aged 0-18 years, 16.5% – 19-30 years, 71.4% – 31-55 years, 11.8% – 56 years and older left the country due to business.

### **Explanations of statistical indicators**

**Inbound tourism** comprises the activities of visitors who are not resident in the country concerned within the country at the time of the entry of a tourist trip.

**Outbound tourism** includes activities of a visitor permanently residing in the country in question outside of it as part of an outbound or domestic tourist trip.

**Visiting friends and relatives** - this category covers activities such as visiting relatives or friends; attending weddings, funerals or any other family events; short-term care for the sick or elderly, etc.

**Education and training** - this category includes attending short-term courses paid for either by employers or other organizations/persons, taking specific training programmes or acquiring specific skills in courses, including tuition fees, language learning, vocational or other special courses, sabbatical leave, etc.

**Medical and health treatments** of the tourism sector - this category includes receiving services from hospitals, clinics, sanatoriums for post-hospital follow-up and a wider range of medical and social institutions, visits to the sea, spas and other resorts, as well as other specialized institutions for medical services based on medical advice, including cosmetic surgery with the use of medical equipment and services. This category includes only short-term treatment, since long-term treatment requiring a stay in a medical institution for a year or more does not apply to the tourism sector.

**Transit** - this category includes stopping at a place without any specific purpose other than continuing to another destination. Only those who do not enter the legal and economic territory and those who enter the legal and economic territory but do not stay overnight are excluded from the scope of the categories of visitors. Transit passengers from the scope of the subject, only those individuals that remain, at least for one night.

**Business and professional purposes** - this category includes the activities of self-employed persons and employees, if it does not show evidence of an explicit or implied employment relationship with a resident producer in the country or place visited, as well as the activities of investors, businessmen, etc.