

## XVII. TOURIST FLOW

1 438,8 thousand people

Number of citizens of Uzbekistan,  
who went abroad



(in January-June 2020)

1 216,1 thousand people

Number of foreign citizens who visited  
Uzbekistan



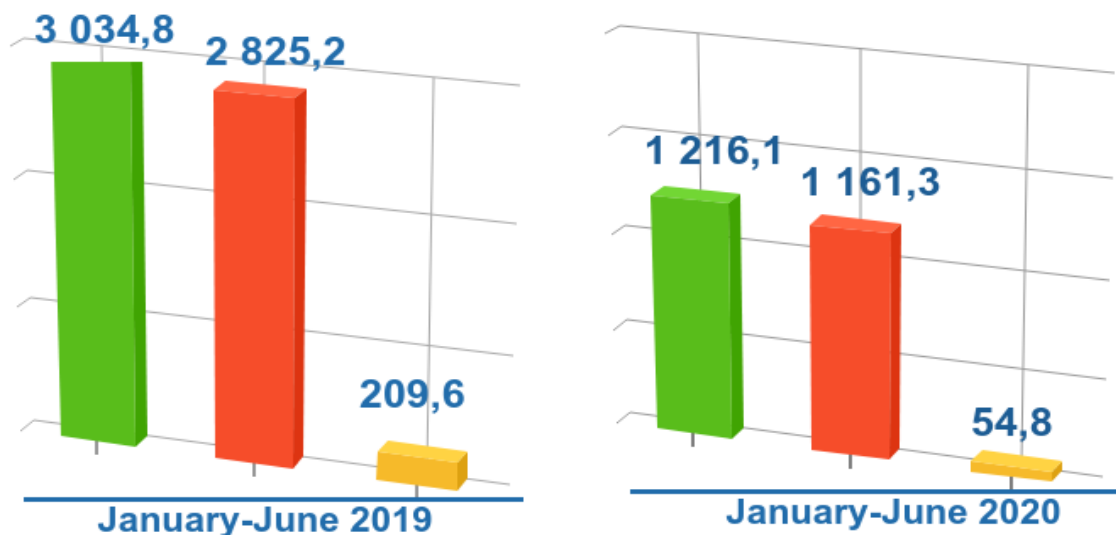
Due to the spread of COVID-19, since March 2020, Uzbekistan has stopped all air and rail services, but a decline in tourism was noted already at the end of January. Thus, in January-March, the number of foreign citizens who visited the Republic of Uzbekistan for tourism amounted to 1 214.0 thousand people<sup>1)</sup>. In April-June, this figure was recorded at the level of 2.1 thousand people.

Along with this, the number of citizens of Uzbekistan who went outside the republic for the purpose of tourism in January-March 2020 totaled 1 435.3 thousand people<sup>1)</sup>, in April-June this figure was 3.5 thousand people.

<sup>1)</sup> in the total number of those who left the republic and entered it, one and the same person can be counted several times, and this is considered as a separate case.

**SECTION 1. NUMBER OF FOREIGN CITIZENS COMING  
TO UZBEKISTAN FOR A TOURIST PURPOSE**

**Foreign citizens who entered Uzbekistan for tourist purposes**  
*(in January-June, thousand people)*

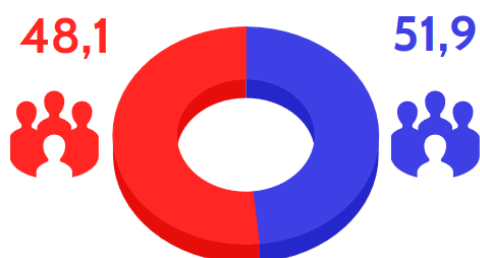


- ✓ Foreign citizens who entered
- ✓ from CIS countries
- ✓ from far abroad

In January-June 2020, foreign citizens who arrived in the Republic of Uzbekistan from the CIS countries amounted to 1 161.3 thousand people, which reached 95.5% of their total number, from non-CIS countries - 54.8 thousand people (4.5 % of their total).

The dynamics of the number of foreign citizens arriving in Uzbekistan demonstrates their decrease in the period from January-June 2019 to January-June 2020 - this is 1 818.7 thousand people.

**The number of foreign citizens by gender who entered  
the Republic of Uzbekistan**  
*(in January-June 2020,%)*

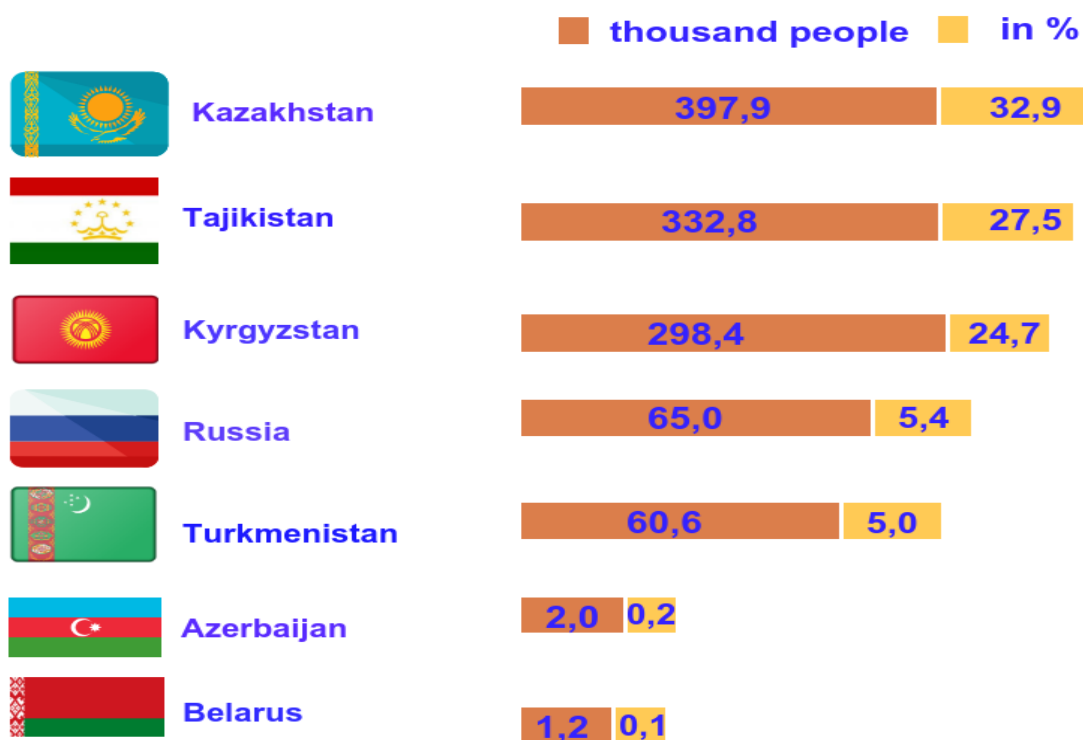


From January to June 2020, among the arrivals of foreign citizens, men accounted for 51.9% (631.4 thousand people), and women - 48.1% (584.7 thousand people).

The number of foreign citizens who arrived  
in the Republic of Uzbekistan  
(in January-June 2020, thousand people)

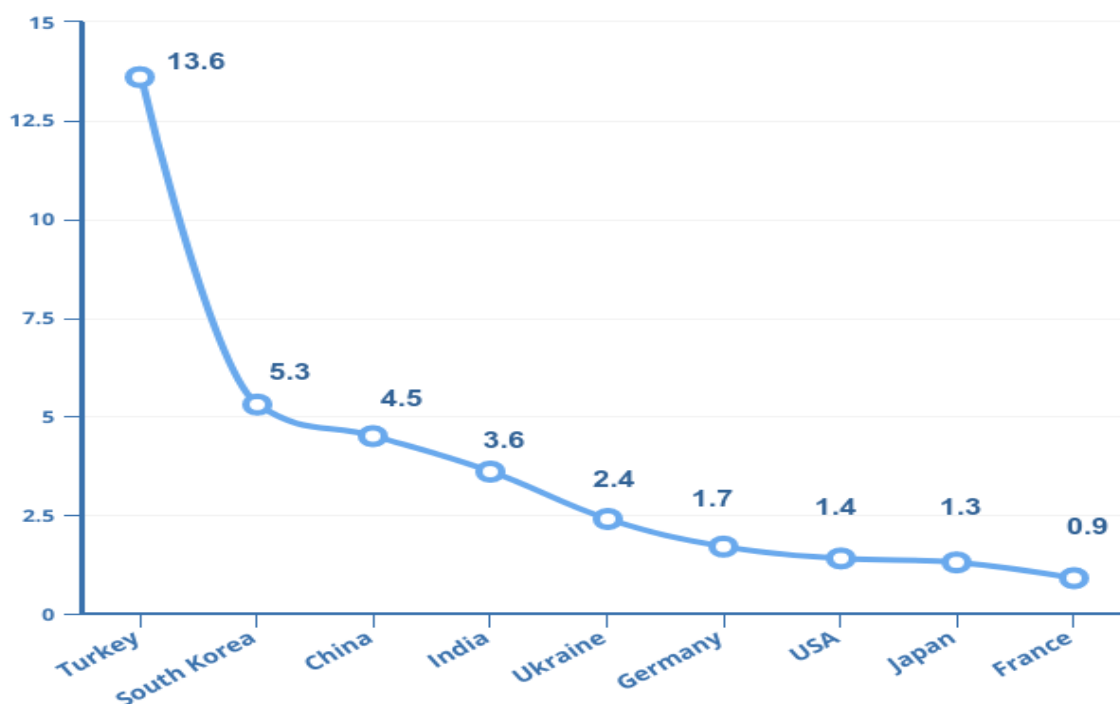
	Total	Purpose of the trip:					
		Business trip	Study	Tourism	Visiting relatives	Treatment	Trade
<b>Total</b>	<b>1216,1</b>	<b>9,3</b>	<b>3,9</b>	<b>113,6</b>	<b>1067,3</b>	<b>14,1</b>	<b>7,9</b>
<b>From CIS countries</b>	1161,3	4,1	3,3	82,6	1055,3	14,1	1,9
From non-CIS countries	54,8	5,2	0,6	31,0	12,0	0,0	6,0

The number of foreign citizens who arrived  
in the Republic of Uzbekistan from neighboring countries  
(in January-June 2020)



The largest flow of foreign citizens to our republic was noted from the following countries: Kazakhstan - 397.9 thousand people (32.9% of the total number of all arrivals), Tajikistan - 332.8 thousand people (27.5%), Kyrgyzstan - 298.4 thousand people (24.7%), Russia - 65.0 thousand people (5.4%), Turkmenistan - 60.6 thousand people (5.0%) and Azerbaijan - 2.0 thousand. people (0.2%).

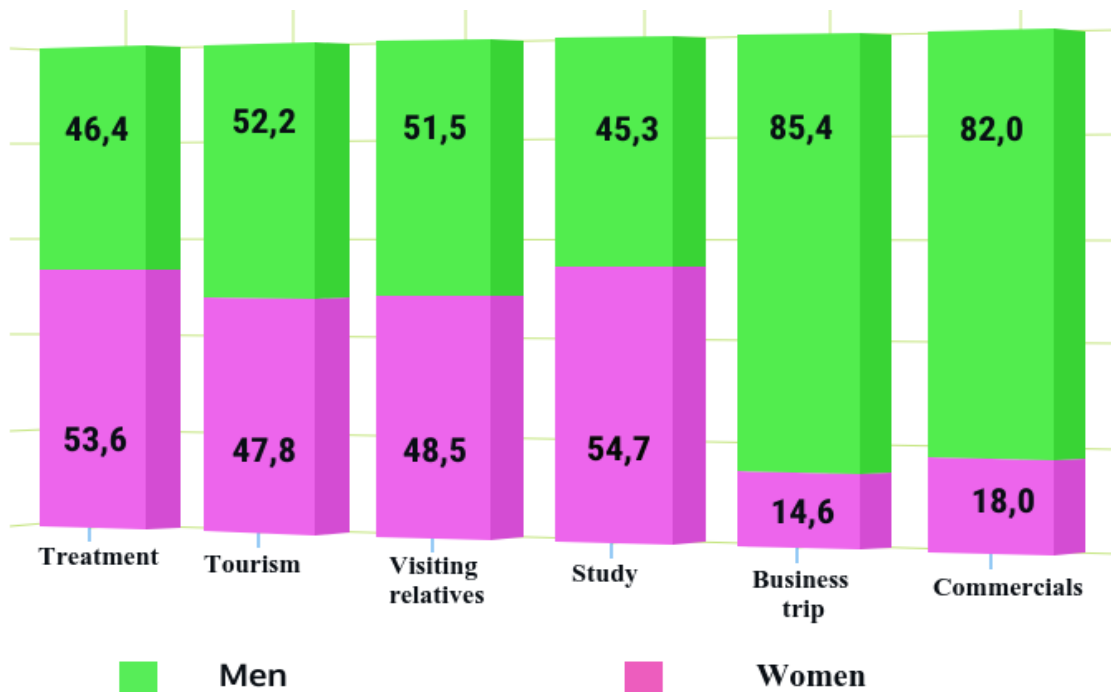
**Foreign citizens who entered  
the Republic of Uzbekistan from far abroad**  
*(in January-June 2020, thousand people)*



In particular, a significant flow of people was observed from Turkey - 13.6 thousand people (1.1%), South Korea - 5.3 thousand people (0.4%), China - 4.5 thousand people (0.4%), India - 3.6 thousand people (0.3%), Ukraine - 2.4 thousand people (0.2%), Germany - 1.7 thousand people (0.1%), USA - 1.4 thousand people (0.1%), Japan - 1.3 thousand people (0.1%) and France - 0.9 thousand people (0.1%).

Most of the foreign citizens who entered Uzbekistan called the purpose of the trip “visiting relatives” (87.8%). A significantly smaller number of foreign citizens entered for the following purposes: travel - 9.3%, treatment - 1.2%, business necessity - 0.8%, commercial trip - 0.6%, study - 0.3%.

**Foreign citizens who entered the Republic of Uzbekistan  
by gender and purpose of travel**  
(in January-June 2020,%)

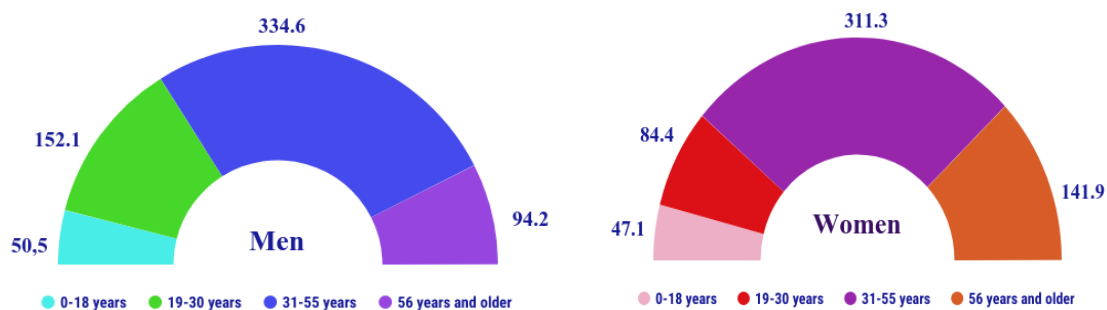


Foreign citizens who arrived in Uzbekistan from January to June 2020 called the purpose of the trip: study - 3.9 thousand people (45.3% of men, 54.7% of women), a commercial trip - 7.9 thousand people (82.0% men, 18.0% women), business trip - 9.3 thousand people (85.4% men, 14.6% women), treatment - 14.1 thousand people (46.4% men, 53.6% of women), travel - 113.6 thousand people (52.2% of men, 47.8% of women), as well as visiting relatives – 1 067.3 thousand people (51.5% of men, 48.5 % of women).

Based on the analysis of the distribution of foreign citizens who entered the Republic of Uzbekistan in January-June 2020 by age, then their main contingent was made up of persons aged 31-55 years - 53.1%, 19-30 years old - 19.5%, 56 years and older - 19.4%, 0 - 18 years old - 8.0%.

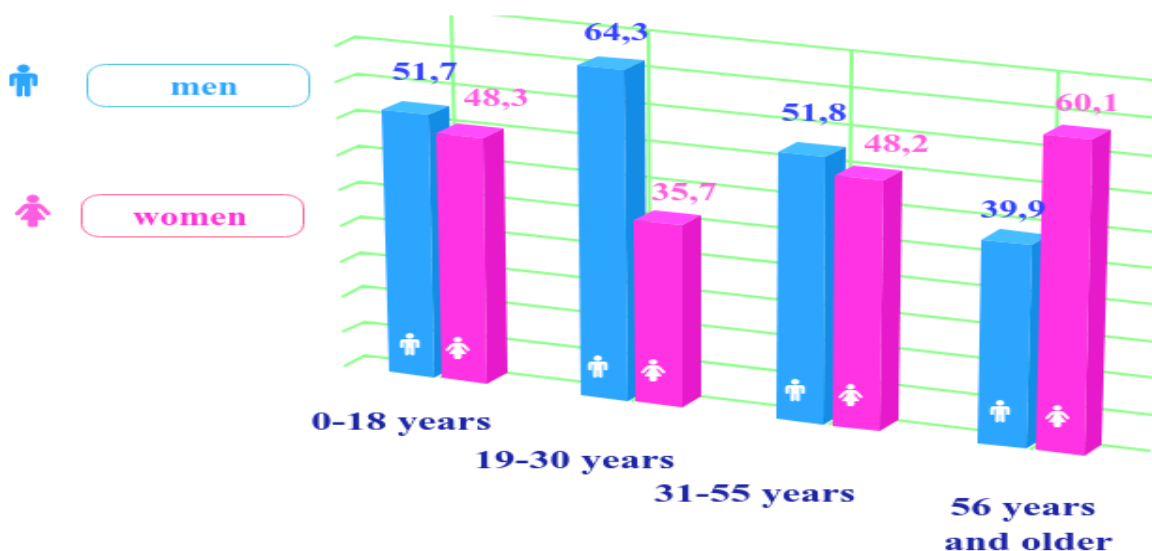
For health purposes 51.2% of foreigners aged 31-55years, 21.5% - aged 19-30years, 16.6% - aged 56 years and older, 10.7% - aged 0-18 years old arrived. 52.6% of foreign citizens aged 31-55 years, 18.9% - at the age of 19-30 years, 8.4% - at the age of 18 years 20.1% - at the age of 56 years and older visited relatives.

**Distribution of foreign citizens who entered  
the Republic of Uzbekistan by gender and age**  
*(in January-June 2020, thousand people)*



In January-June 2020, of the number of foreign citizens who arrived in the Republic of Uzbekistan under the age of 18, 50.5 thousand were men and 47.1 thousand women, at the age of 19-30 years - 152.1 thousand men and 84, 4 thousand women, 31-55 years old - 334.6 thousand men and 311.3 thousand women, from 56 years and older - 94.2 thousand men and 141.9 thousand women.

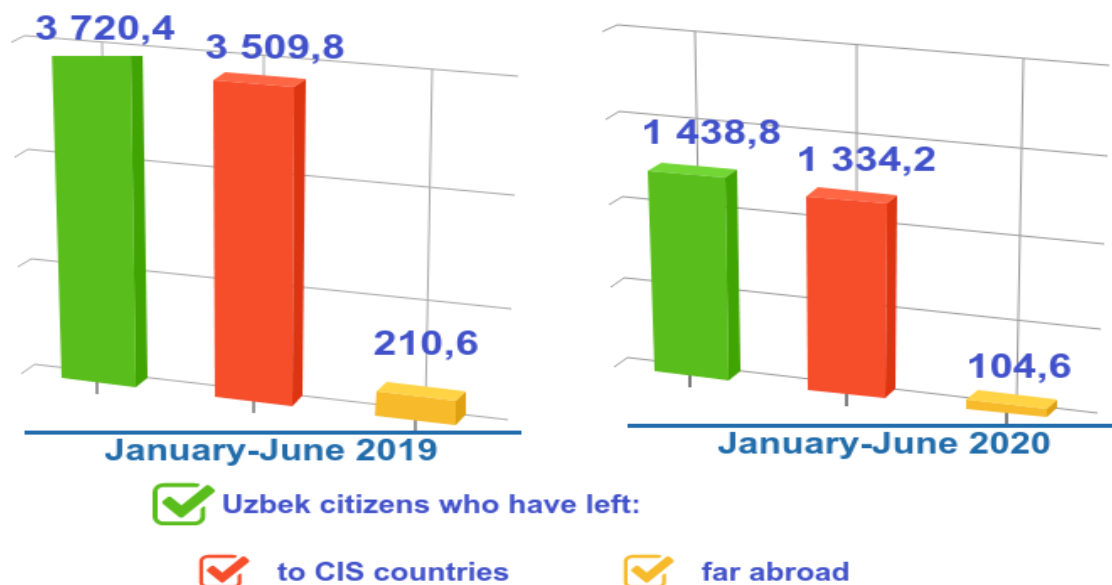
**Distribution of foreign citizens who entered the Republic of Uzbekistan**  
*(in January-June 2020,%)*



For tourism purposes, 51.7% of men and 48.3% of women under 18 years of age, 64.3% of men and 35.7% of women aged 19 to 30, 51.8% of men and 48.2% of women aged 31 to 55, 39.9% of men and 60.1% of women over the age of 56.

## SECTION 2. NUMBER OF CITIZENS OF THE REPUBLIC OF UZBEKISTAN FAVORED OUTSIDE ITS FOR A TOURIST PURPOSE

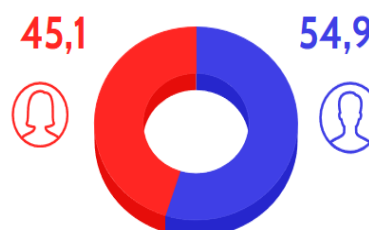
### Citizens of the Republic of Uzbekistan who have left its borders for tourist purposes (in January-June, thousand people)



The number of Uzbek citizens who left the Republic in January-June 2020 for the CIS countries reached 1 334.2 thousand people, which was 92.7 % of their total number, and 104.6 thousand people (7.3% of their total number) went to foreign countries. Meanwhile, the flow of our citizens abroad decreased from 3 720.4 thousand people in January-June 2019 to 1 438.8 thousand people for the same period in 2020.

### The number of citizens of the Republic of Uzbekistan by gender who have left its borders (in January-June 2020,%)

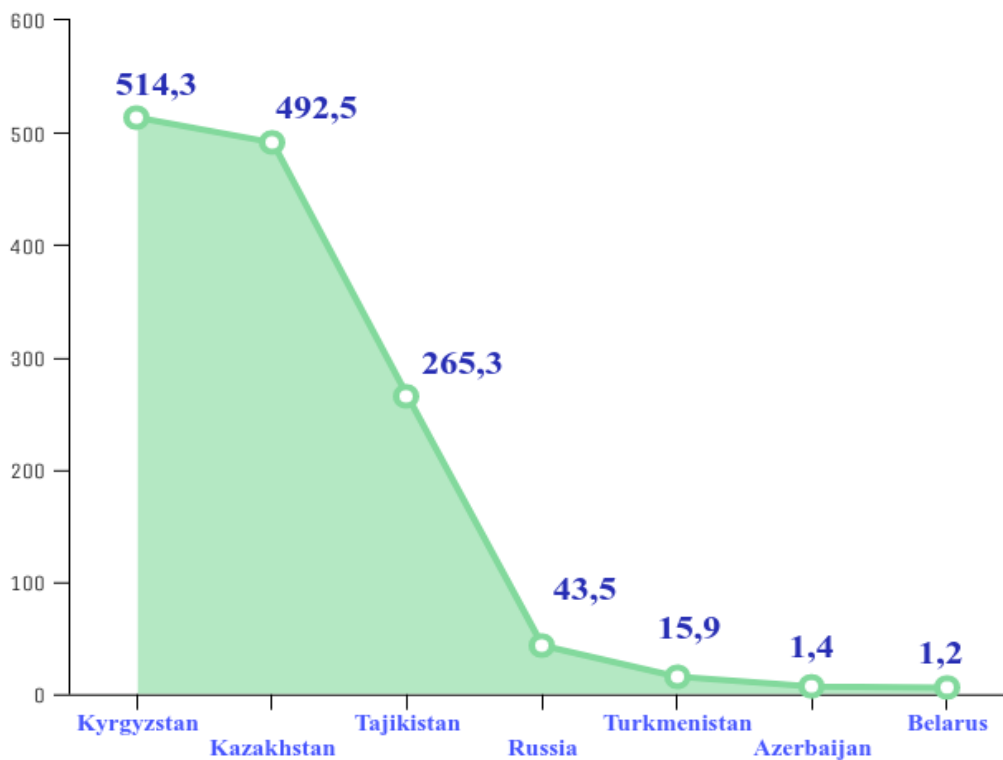
Men (citizens of the Republic of Uzbekistan) who went outside the country for tourism, accounted for 54.9% (790.2 thousand people), women - 45.1% (648.6 thousand people).



**The number of citizens of the Republic of Uzbekistan who went  
abroad by purpose of travel**  
*(in January-June 2020, thousand people)*

	<i>Total</i>	<i>Purpose of the trip:</i>				
		<i>Business trip</i>	<i>Study</i>	<i>Tourism</i>	<i>Visiting relatives</i>	<i>Treatment</i>
<b>Total</b>	<b>1438,8</b>	<b>19,8</b>	<b>49,8</b>	<b>116,1</b>	<b>1247,8</b>	<b>5,3</b>
<b>From CIS countries</b>	1334,2	18,9	47,0	24,1	1240,3	3,9
From non-CIS countries	104,6	0,9	2,8	92,0	7,5	1,4

**Citizens of the Republic of Uzbekistan who have left for the CIS countries**  
*(in January-June 2020, thousand people)*

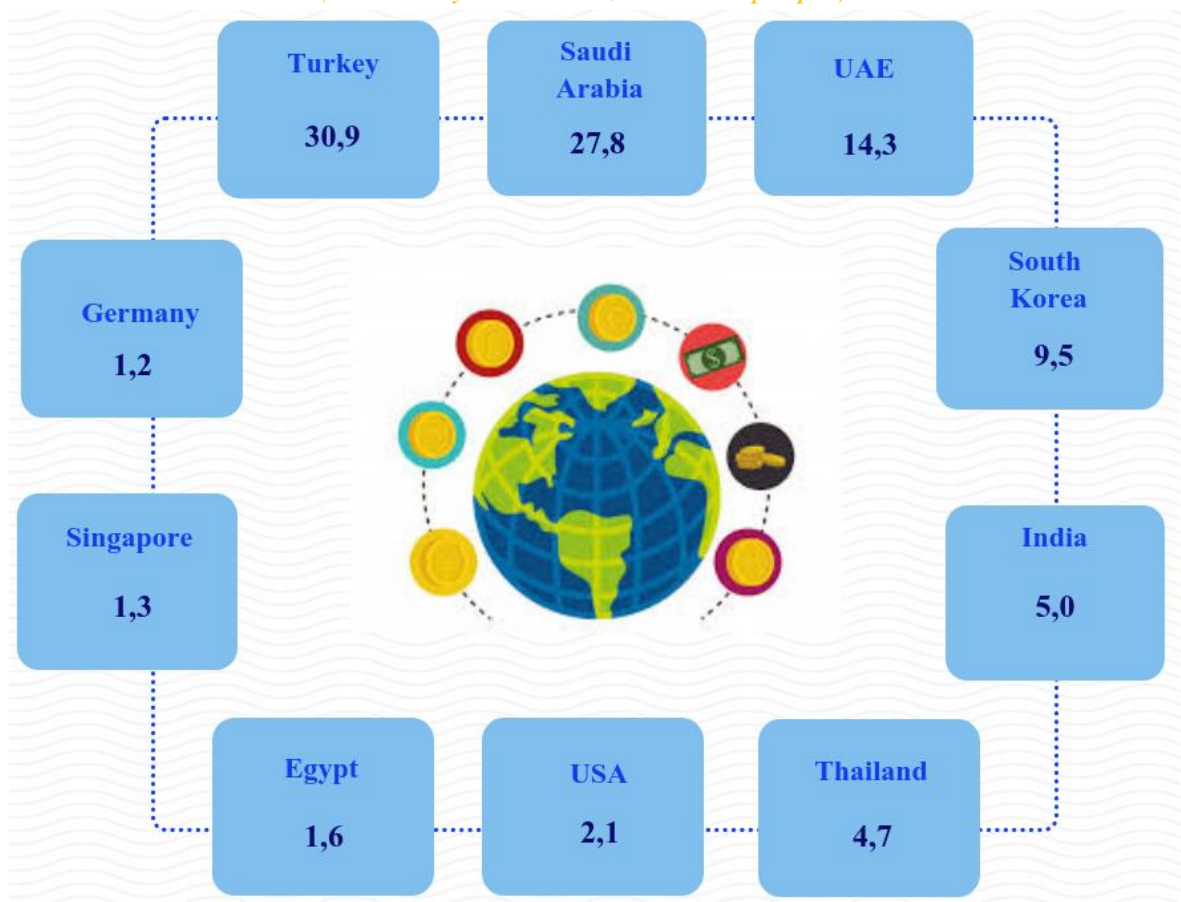




The main outflow of citizens of the Republic of Uzbekistan was noted in Kyrgyzstan - 35.7% (514.3 thousand people), Kazakhstan - 34.2% (492.5 thousand people), Tajikistan - 265.3 thousand people (18.4% ), Russia - 43.5 thousand people (3.0%), Turkmenistan - 15.9 thousand people (1.1%), Azerbaijan - 1.4 thousand people (0.1%) and Belarus - 1.2 thousand people (0.1%)

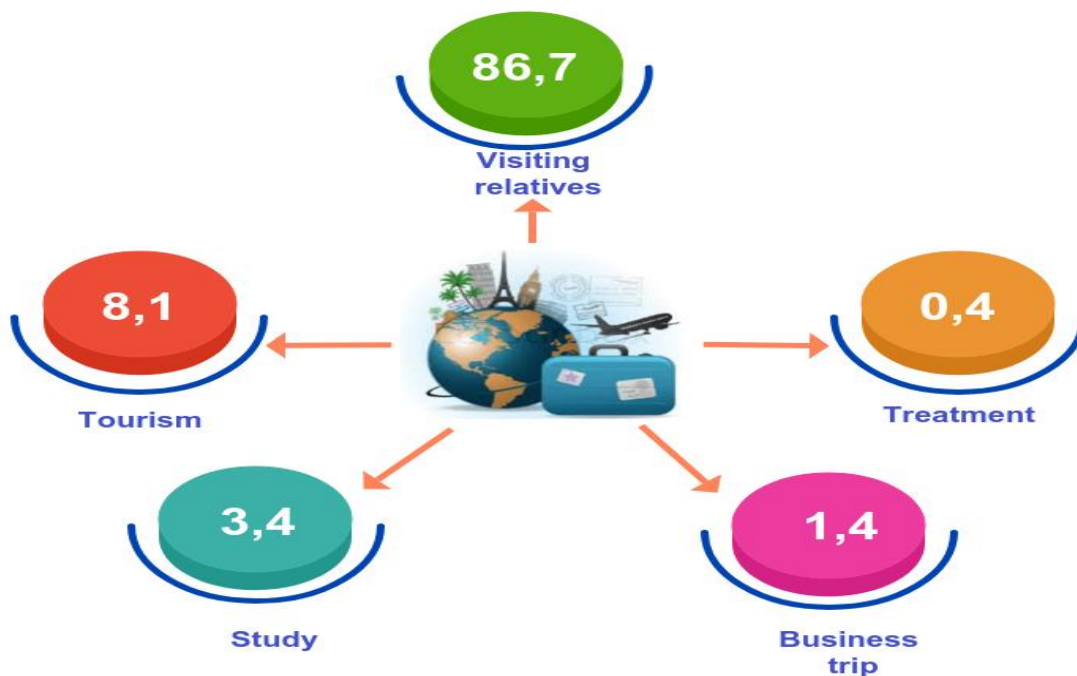
**The number of citizens of the Republic of Uzbekistan  
who left for the far abroad**

*(in January-June 2020, thousand people)*



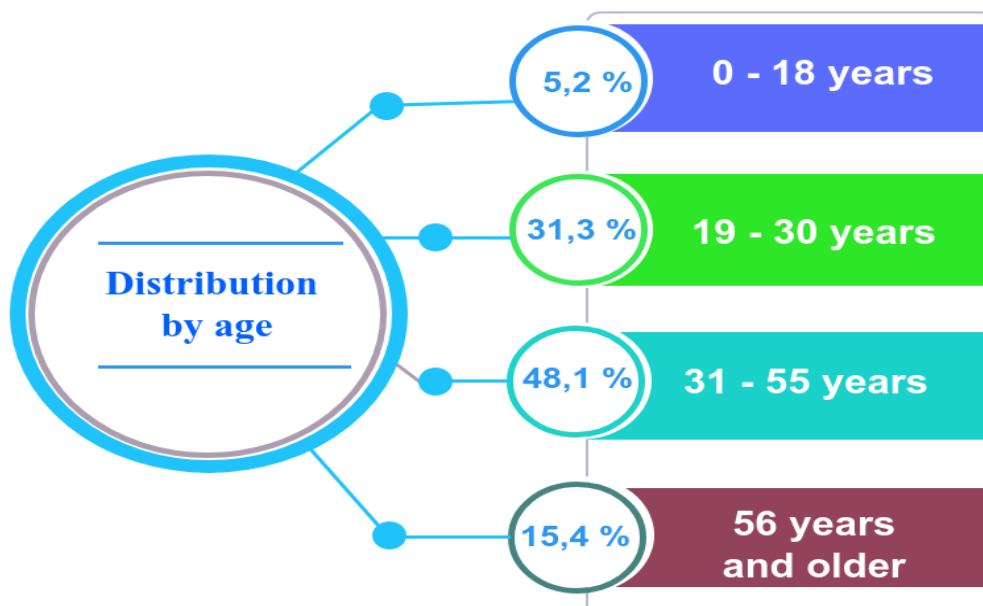
The largest outflow to foreign countries falls on Turkey (30.9 thousand people), Saudi Arabia (27.8 thousand people), the United Arab Emirates (14.3 thousand people), South Korea (9.5 thousand people) , India (5.0 thousand people), Thailand (4.7 thousand people), USA (2.1 thousand people), Egypt (1.6 thousand people), Singapore (1.3 thousand people) and Germany (1.2 thousand people).

**Distribution of outgoing citizens of the Republic of Uzbekistan  
by purpose of travel**  
(in January-June 2020,%)



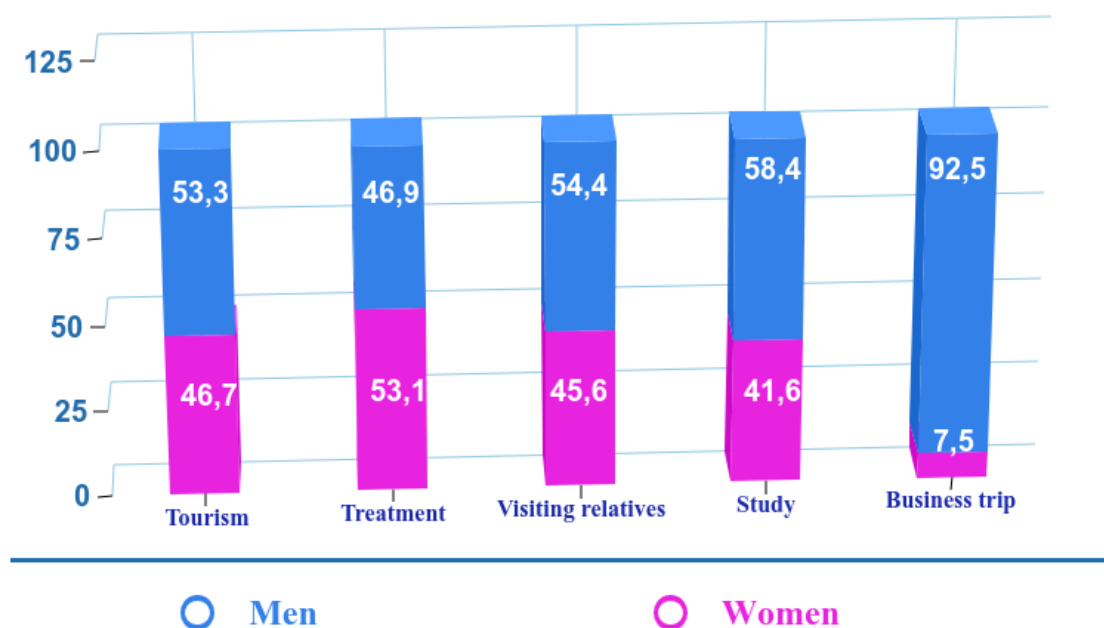
From January to June 2020, the largest number of citizens who left Uzbekistan, their aim was to visit relatives - 86.7%, travel - 8.1%, study - 3.4%, business trips - 1.4%. treatment - 0.4%.

**Distribution of citizens of the Republic of Uzbekistan who left by age**  
(in January-June 2020,%)



Based on the analysis of data on the distribution of citizens of the Republic of Uzbekistan by age who left in January-June 2020, we can conclude that their main share was made up of persons aged 31-55 years - 48.1%, 19-30 years - 31.3%, 56 years and older - 15.4%, 0-18 years old - 5.2%.

**Citizens of the Republic of Uzbekistan who have left its borders by gender and purpose of travel**  
(in January-June 2020, %)



In January-June 2020, the purpose of the travel of Uzbek citizens who left were: 5.3 thousand people (46.9% of men and 53.1% of women) - treatment, 19.8 thousand (92.5% of men and 7.5% of women) – business trip, 49.9 thousand people (58.4% of men and 41.6% of women) - study, 116.1 thousand people (53.3% of men and 46.7% of women) - travel, 1 247.8 thousand people (54.4% of men and 45.6% of women) - visiting relatives.

### **Explanations of statistical indicators**

**Inbound tourism** comprises the activities are not resident in the country concerned visitor within the country at the time of the entry of a tourist trip.

**Outbound tourism** includes activities of a visitor permanently residing in the country in question outside of it as part of an outbound or domestic tourist trip.

**Visiting friends and relatives** - this category covers activities such as visiting relatives or friends; attending weddings, funerals or any other family events; short-term care for the sick or elderly, etc.

**Education and training** - this category includes attending short-term courses paid for either by employers or other organizations/persons, taking specific training programmes or acquiring specific skills in courses, including tuition fees, language learning, vocational or other special courses, sabbatical leave, etc.

**Medical and health treatments of the tourism sector** - this category includes receiving services from hospitals, clinics, sanatoriums for post-hospital follow-up and a wider range of medical and social institutions, visits to the sea, spas and other resorts, as well as other specialized institutions for medical services based on medical advice, including cosmetic surgery with the use of medical equipment and services. This category includes only short-term treatment, since long-term treatment requiring a stay in a medical institution for a year or more does not apply to the tourism sector.

**Transit** -this category includes stopping at a place without any specific purpose other than continuing to another destination. Only those who do not enter the legal and economic territory and those who enter the legal and economic territory but do not stay overnight are excluded from the scope of the categories of visitors. Transit passengers from the scope of the subject, only those individuals that remain, at least for one night.

**Business and professional purposes** - this category includes the activities of self-employed persons and employees, if it does not show evidence of an explicit or implied employment relationship with a resident producer in the country or place visited, as well as the activities of investors, businessmen, etc.