

XVII. OFFENSES



Crime is a socio-legal phenomenon, including crimes committed in a particular territory during a certain period of time and characterized by quantity and quality indicators.

A **registered crime** is a socially dangerous act identified and officially registered by the internal affairs agencies, as provided for in criminal law.

Persons, who committed crimes are persons officially registered by the internal affairs bodies who are under criminal law.

According to the General Prosecutor's Office of the Republic of Uzbekistan, the total number of registered crimes in January-March 2019 was 6577 cases and, compared to the corresponding period of 2018, decreased by 31.6%. The number of crimes per 10.0 thousand people was 2.

Number of registered crimes in the Republic of Uzbekistan *January-March 2018-2019, units*



January-March 2018

January-March 2019

**Crime in all lines of offices, on severity of the committed crimes
in January-March 2019 by regions, units**

	<i>Registered crimes in all lines of offices</i>	<i>Less grave</i>	<i>Grave</i>	<i>Most grave</i>
Republic of Uzbekistan	6577	2292	1167	384
Republic of Karakalpakstan	233	87	19	8
<i>regions:</i>				
Andijan	420	117	72	27
Bukhara	308	106	57	13
Jizzakh	232	75	56	13
Kashkadarya	364	138	63	27
Navoi	192	67	37	15
Namangan	383	157	83	12
Samarkand	587	204	78	35
Surkhandarya	320	116	68	23
Syrdarya	187	93	25	8
Tashkent	820	349	106	47
Fergana	723	259	121	34
Khorezm	247	64	48	16
Tashkent city	1390	348	299	102

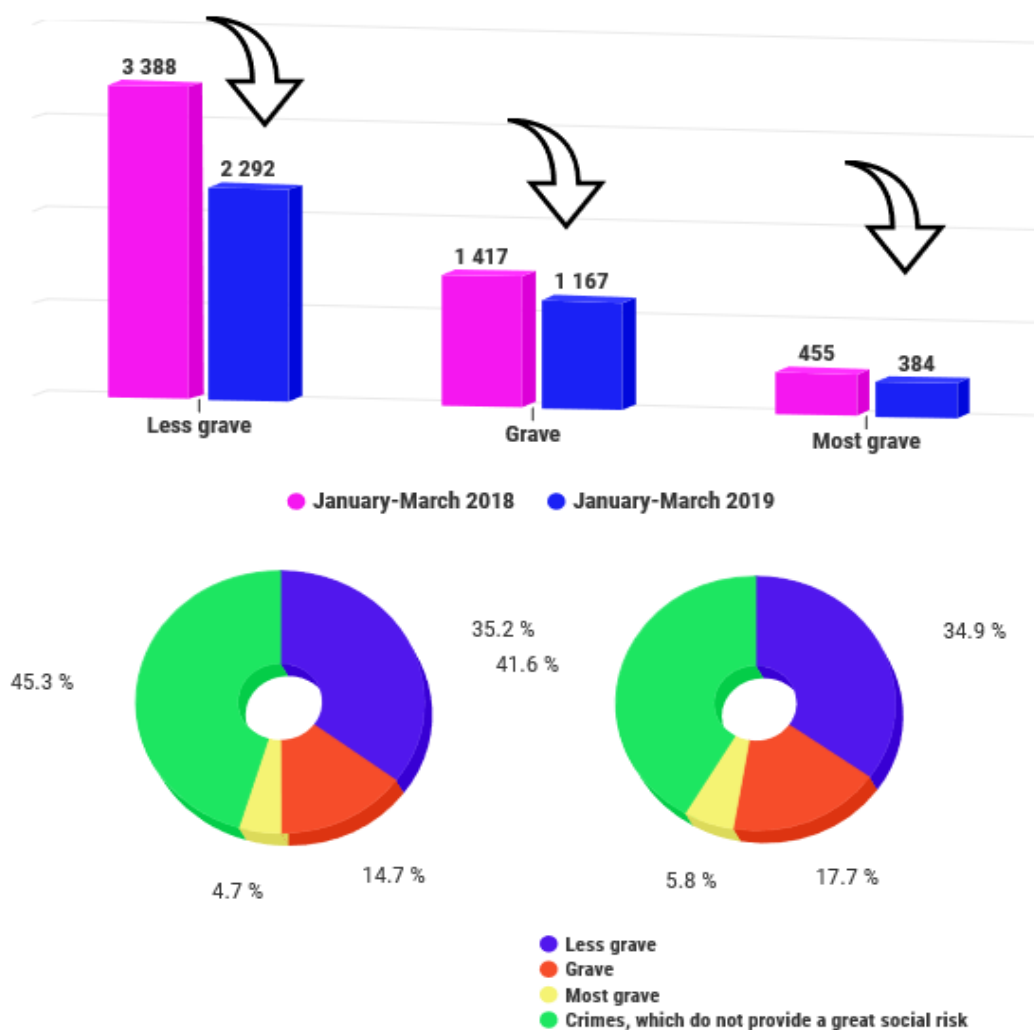
**Number of registered crimes by regions of the Republic of Uzbekistan
in January-March 2019, units**



The structure of crimes in the context of the territories is as follows: in terms of the severity of the committed crimes, the largest number was less serious, of which 15.2% in Tashkent region, 15.2% in Tashkent city and 11.3% in Fergana region; for serious crimes, the largest number of them was 25.6% in Tashkent city, 10.4% in Fergana region; especially serious crimes range from 2.1% in Syrdarya region and the Republic of Karakalpakstan to 26.6% in Tashkent city.

In January-March 2019 in all regions of Uzbekistan, compared to January-March 2018, was observed a decrease in the number of crimes: in Navoi (by 57.6%), Namangan (by 50.8%), Andijan (by 40.9%), Bukhara (by 39.7%), Syrdarya (by 38.7%), Jizzakh (by 36.1%), Khorezm (by 31.6%), Samarkand (by 28.2%), Tashkent (by 28.1%), Kashkadarya (by 27.6%), Surkhandarya (by 25.2%) regions, Tashkent city (by 25.5%) and the Republic of Karakalpakstan (by 17.7%).

Crime in all lines of offices, on severity of the committed crimes, units.



In terms of severity, in the Republic of Uzbekistan a significant decrease especially in grave crimes was noted from 455 cases in January-March 2018 to 384 cases.

January-March 2019 (by 15.6%). For serious crimes, there was also a decrease in the number of crimes from 1,417 cases in January-March 2018 to 1,167 cases to the corresponding period of 2019 (by 17.6%). Compared to January-March 2018 (3388 cases), the number of less grave crimes amounted to 2,292 cases in January-March 2019 (decreased by 32.3%).

In terms of regions, the largest number of crimes in January-March 2019 was registered in Tashkent city (1,390 crimes), Tashkent (820 crimes) and Fergana (723 crimes) regions. The smallest number of crimes was committed in the Syrdarya region (187 crimes).

Regions with the smallest number of crimes per 100.0 thousand people	Regions with the highest number of crimes per 100.0 thousand people
 <p>Kashkadarya region 11,3</p>	 <p>Bukhara region 16,2</p>
 <p>Surkhandarya region 12,4</p>	 <p>Jizzakh region 17,1</p>
 <p>Republic of Karakalpakstan 12,4</p>	 <p>Navoi region 19,6</p>
 <p>Khorezm region 13,4</p>	 <p>Fergana region 19,6</p>
 <p>Andijan region 13,7</p>	 <p>Syrdarya region 22,5</p>
 <p>Namangan region 13,9</p>	 <p>Tashkent region 28,2</p>
 <p>Samarkand region 15,4</p>	 <p>Tashkent city 55,2</p>

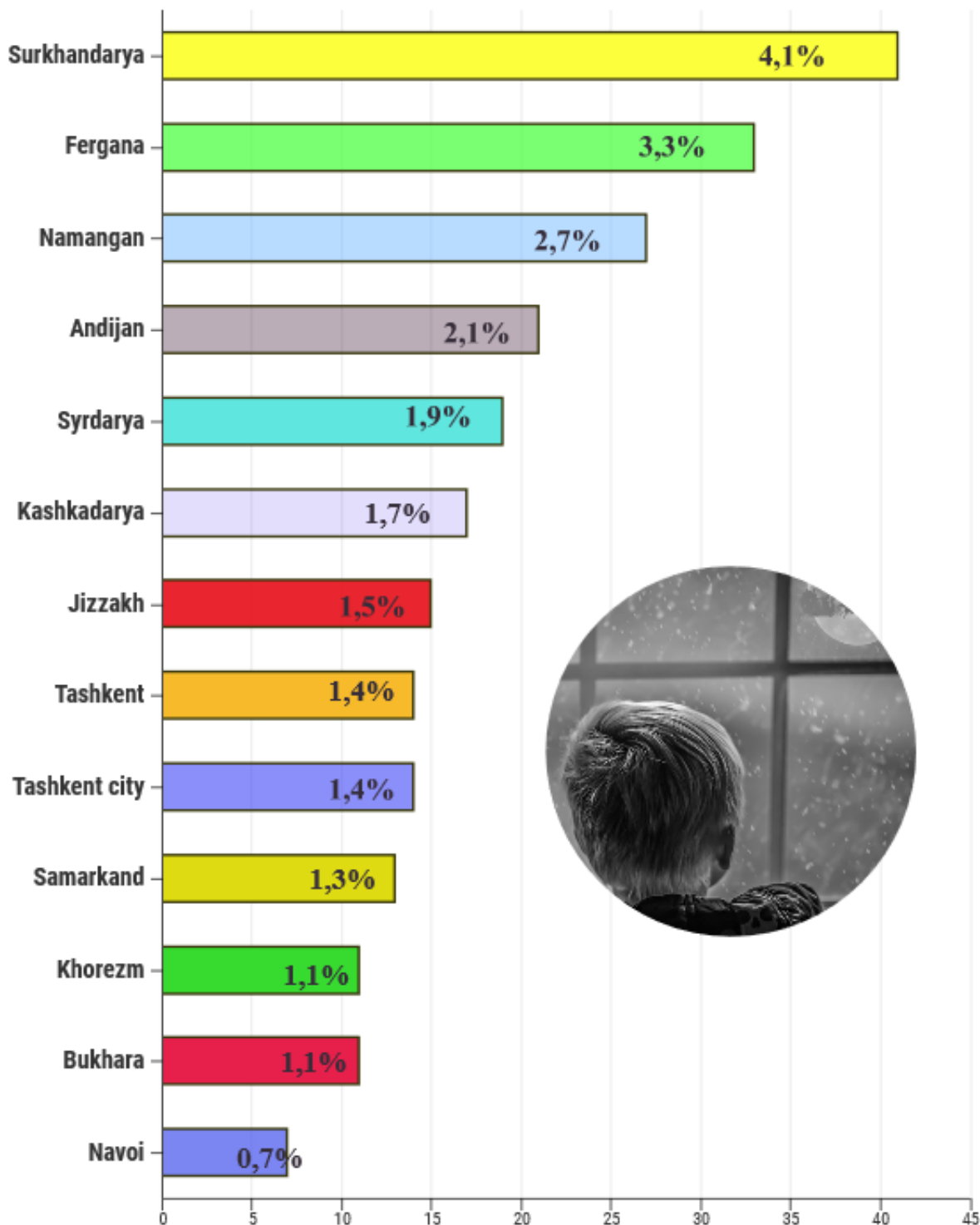
**Number of registered crimes by types in the Republic of Uzbekistan
in January-March 2019, units.**

	<i>January-March 2018</i>	<i>January-March 2019</i>
Robbery	1914	831
Fraud	1243	708
Against the fundamentals of the economy, in the sphere of economic activity, against the functioning of authorities	1226	1321
Drug offenses	732	605
Misappropriation or embezzlement	294	417
Rape and attempted rape	20	25
Mugging	158	84
Grievous bodily harm	212	142
Robbery and brigandage	119	64
Premeditated and attempted murder	121	92

In general, the number of thefts (by 56.6%), robberies (by 52.5%), mugging (by 46.8%), fraud (by 43.0%), brigandage (by 33.3%) decreased in the republic, intentional grievous bodily harm (by 33.0%), homicide and attempted murder (by 24.0%), drug related crimes (by 17.4%). The number of thefts from shops and other trade units (by 45.3%), thefts from apartments and private houses (by 59.8%) also decreased.

There has been an increase in rape and attempted rape (by 25.0%), misappropriation or embezzlement (by 41.8%), crimes against the fundamentals of the economy, in the sphere of economic activity, against functioning of authorities (by 7.8%) .

The proportion of juveniles, crimes committed in January-March 2019





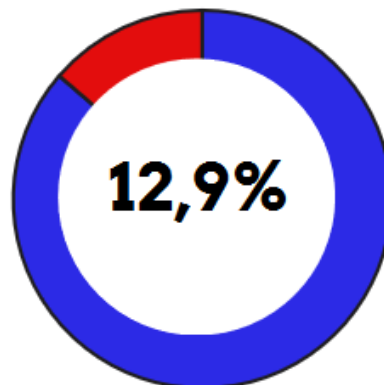

Of total number of identified perpetrators of crimes (8305 people), 1.9% were 154 juveniles. The largest number of juveniles who committed crimes accounted for Surkhandarya region - 4.1% (of total number of crimes committed), Fergana region - 3.3% and, further, with a decrease: 2.7% - Namangan, 2.1% - Andijan, 1.9% - Syrdarya, 1.7% - Kashkadarya, 1.5% - Jizzakh, 1.4% - Tashkent region and Tashkent city, as well as 1.3%

- in Samarkand, 1.1% - Khorezm and Bukhara, 0, 7% - Navoi region. person

**Persons detected as having committed crimes
in January-March 2019, units**

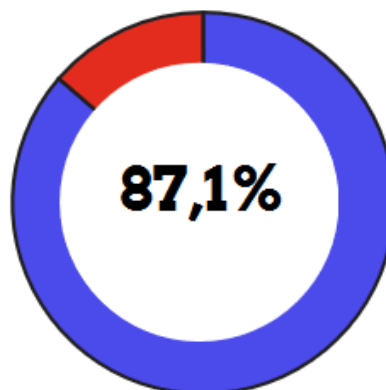
Females

1070 person



Males

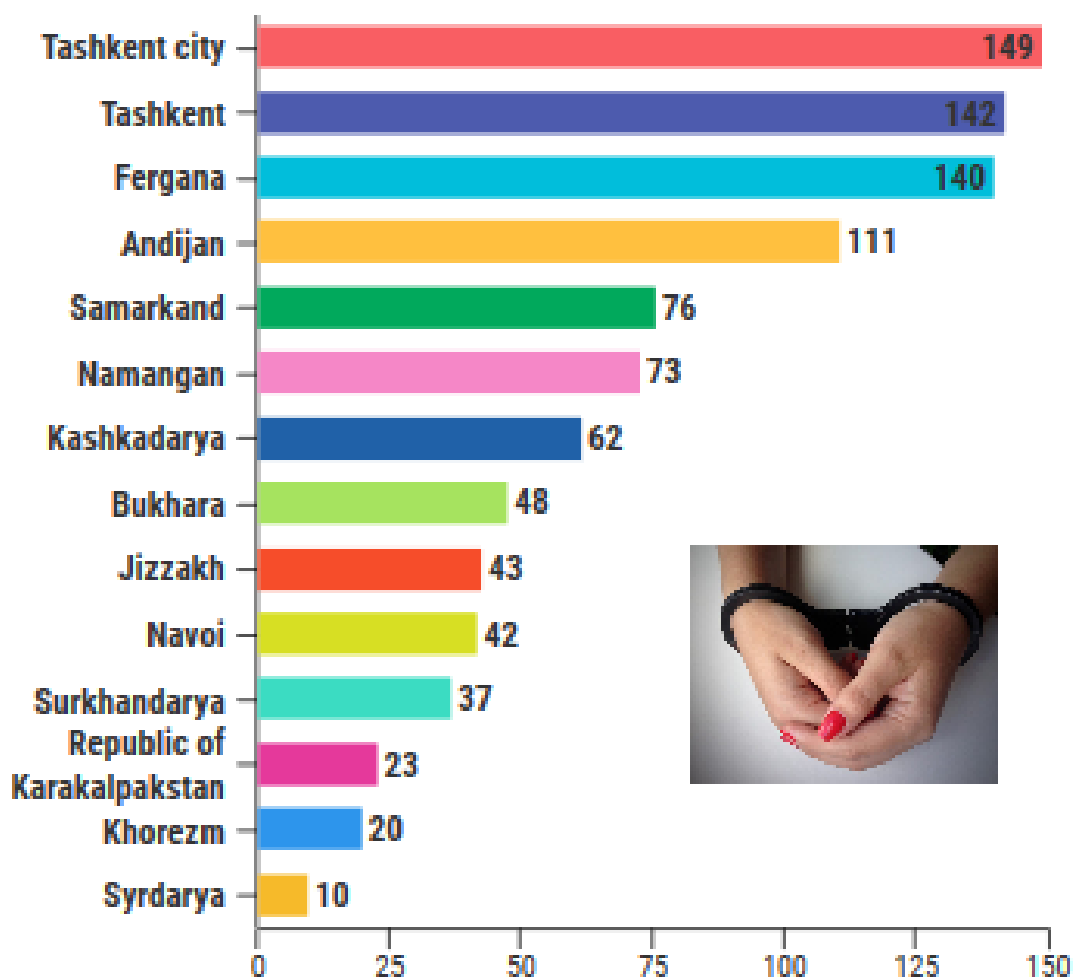
7235 person



The total number of identified perpetrators of crimes amounted to 8305 people and, compared to January-March 2018, decreased by 26.8%. Of them, 6,680 people were prosecuted, or 80.4% of total number of identified persons in January-March 2019.

The number of crimes committed by women has decreased - by 21.0% and by men - by 27.6%.

Number of women, committed crimes by regions
in January-March 2019, units



In terms of employment, at the time of the commission of crime, the number of persons who committed crimes among economically active, unemployed and out-of-school youth (by 9.1%), students of general education, secondary special and professional educational institutions (by 22.5%) decreased.

Number of persons committed crimes

Crime group - **2643** person
↓ **21,5 %**
compared to January-March
2018



Under the influence of alcohol
-**180** person
↓ **19,6 %**
compared to January-March
2018

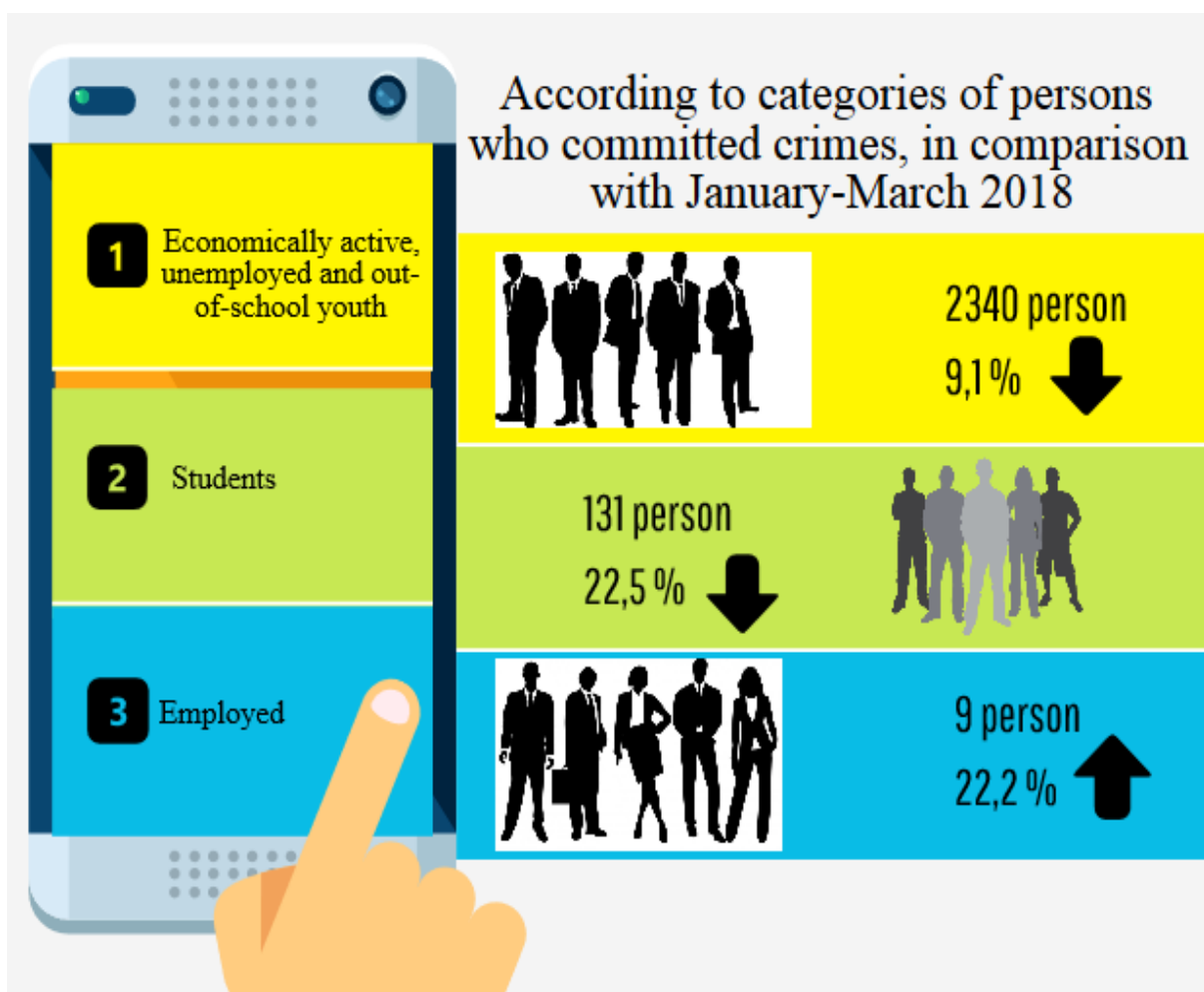
Previously committed
offences - **627** person
↓ **52,0 %**
compared to January-March
2018



Juvenile offenders -
154 person
↓ **17,2 %**
compared to January-March
2018

Among all categories of citizens, the number of previously committed crimes decreased (by 52.0%), while intoxicated (by 19.6%), persons who committed crimes — as a group (by 21.5%), minors (by 17.2%).

Number of persons who committed crimes by categories
in January-March 2019



The economically active unemployed and out-of-school persons who committed crimes amounted to 2,340 people, compared to the corresponding period of 2018, this figure decreased by 9.1%. Students made up 131 people, compared with the corresponding period of 2018, this figure decreased by 22.5%. There are 9 people who have committed crimes for employed persons.

This figure, compared to January-March 2018, decreased by 22.2%.

In general, the number of crimes in the republic decreased by 31.6% compared to the corresponding period of 2018. Less grave crimes were reduced by 32.4%, grave ones - by 17.6%, most grave ones - by 15.6%.

In terms of crime, the Republic of Uzbekistan ranks the lowest and is among the safest countries in the world.

