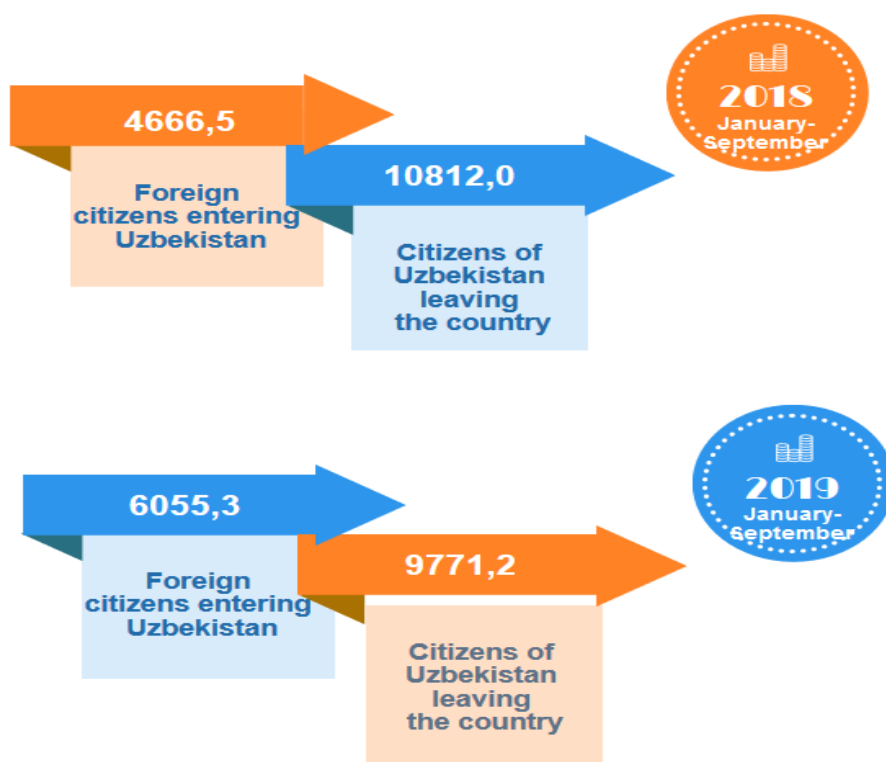


XVIII. TOURIST FLOWS

The tourism potential of the Republic of Uzbekistan is gaining momentum. The country has consistently implemented comprehensive measures to develop tourism as one of the strategic sectors of the national economy, which ensures its diversification and accelerated development, the creation of new jobs, increasing income and life quality of the population, as well as improving investment attractiveness.

The number of foreign citizens who visited the Republic of Uzbekistan in January-September 2019 amounted to 6055.3 thousand people¹.)

Number of foreign citizens entering and leaving the Republic of Uzbekistan in January-September 2018-2019, thousand people



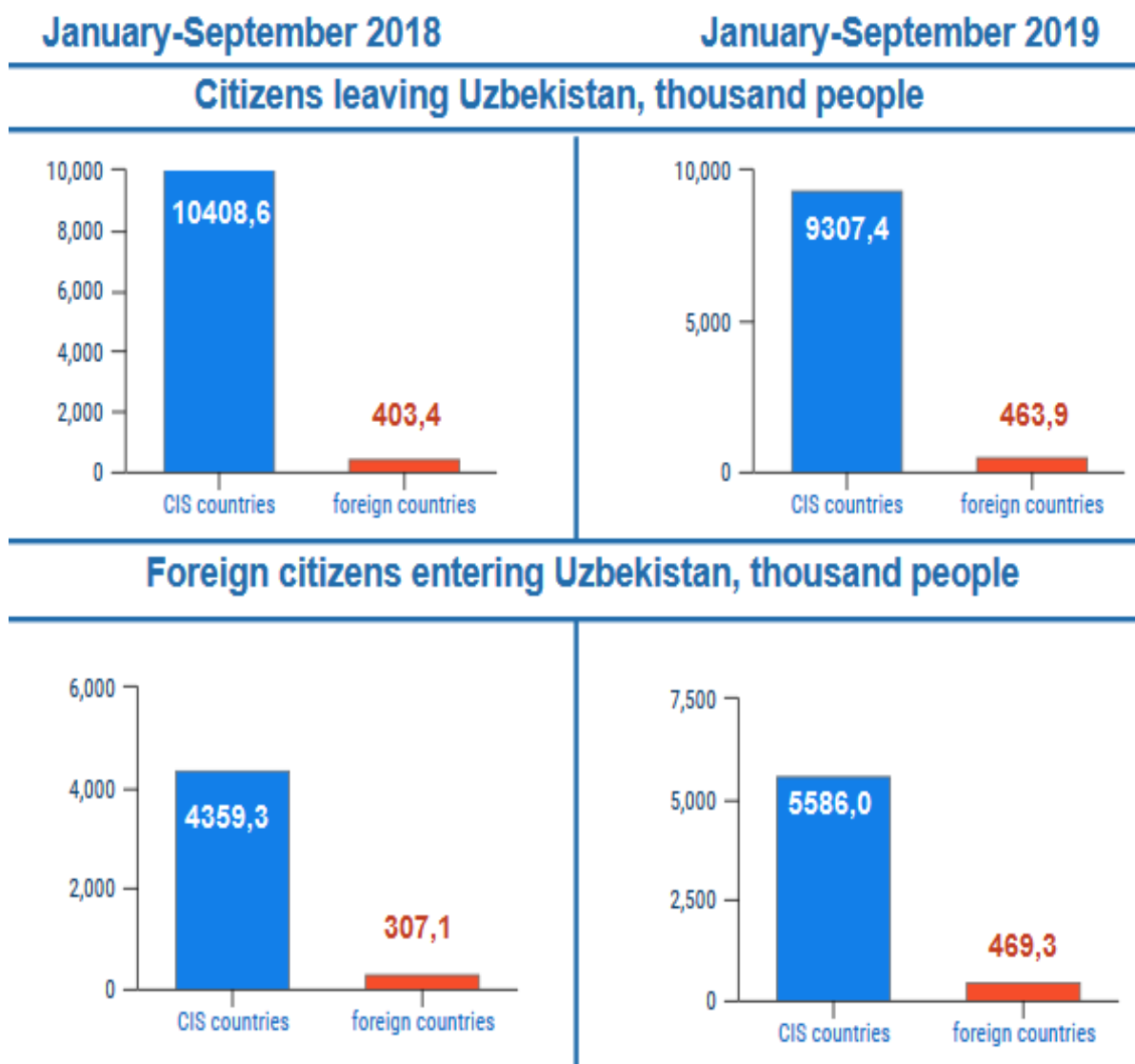
Number of citizens of Uzbekistan who left the Republic in January-September 2019, amounted to 9771,2 thousand people¹).

¹*in total number of people who have left the Republic and entered, one person may be counted several times, and this is considered as a separate case.*

Foreign citizens who arrived in the Republic of Uzbekistan from the CIS countries amounted to 5586.0 thousand people, which reached 92.3 % of their total number, from foreign countries – 469.3 thousand people (7.7 % of their total number).

Number of citizens of Uzbekistan leaving the Republic reached 9307,4 thousand people in January-September 2019, to the CIS countries, which amounted to 95,3 % of the total number of citizens who left, in foreign countries-463,8 thousand people (4,7 % of their total number).

Dynamics of foreign citizens entering and leaving the Republic of Uzbekistan in January-September 2018-2019, thousand people



Judging by the dynamics of the number of foreign citizens who arrive in Uzbekistan, their significant inflow was noted in the period from January-September 2018 to January-September 2019 - the growth was 1388.8 thousand people. Meanwhile, the flow of Uzbek citizens abroad decreased from 10812.0 thousand people in January-September 2018 to 9771.2 thousand people in the corresponding period of 2019.

In order to create favorable conditions for the development of the tourism potential of the Republic and attract more visitors, a number of important documents were adopted during nine months of 2019:



The Law of the Republic of Uzbekistan ["On Tourism"](#)
No. ZRU-549 of July 18, 2019

Decree of the President of the Republic of Uzbekistan
["On the establishment of a branch of the Federal State Budgetary Educational Institution of Higher Education" Russian State University of Physical Culture, Sports, Youth and Tourism "](#) in Samarkand city "
No. PP-4311 dated 05.08.2019.

Resolution of the Cabinet of Ministers of the Republic of Uzbekistan
["On establishment of the Order of fee-based services under the contract divisions of law enforcement bodies to ensure safe tourism"](#)
№ 669 from 13.08.2019

Decree of the President of the Republic of Uzbekistan
["On measures for the further development of the tourism sector in the Republic of Uzbekistan"](#)
No. UP-5781 dated 13.08.2019

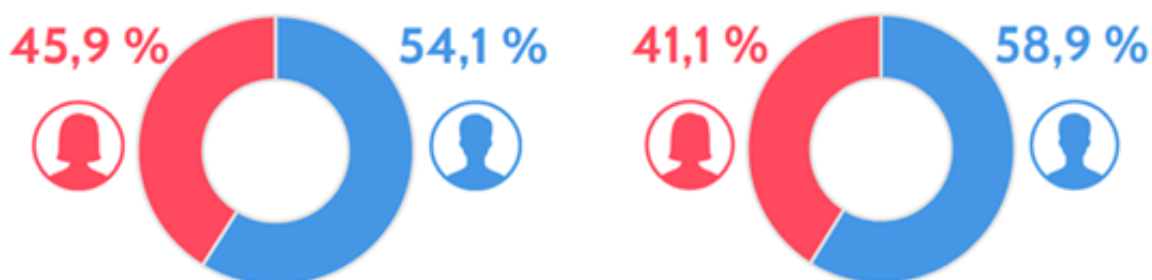
Resolution of the Cabinet of Ministers of the Republic of Uzbekistan
["On measures for further development of roadside and tourism infrastructure"](#)
No. 793 dated 23.09.2019

The number of foreign citizens arriving and departing citizens of the Republic of Uzbekistan by gender in January-September 2019

January-September 2019

Foreign arrived citizens by gender

Departed citizens of Uzbekistan



In January-September 2019, the following trend was observed in the country: mostly men, of the number of foreign persons' arrivals was 54.1 % (3273,1 thousand people), the share of women accounted for 45,9 % (2782,2 thousand people).

Number of foreign citizens who crossed the border of the Republic of Uzbekistan by purpose of travel in January-September 2019, thousand people

	total:	Travel purpose:									
		duty visit	study	work	tourism	visiting relatives	treatment	permanent residence	commercial	transit	others
Total	6055,3	38,5	18,2	40,8	725,3	4074,9	43,8	40,5	37,8	635,1	400,3
CIS countries	5586,0	17,0	17,0	23,9	452,0	4026,6	43,7	36,3	9,3	623,8	336,4
non-CIS countries	469,3	21,5	1,2	16,9	273,3	48,3	0,09	4,2	28,5	11,3	64,0

At the same time, men (citizens of the Republic of Uzbekistan) who have left abroad the country, made up 58.9 % (5756.3 thousand people), women-41.1 % (4014,9 thousand people).

From the CIS countries 5586.0 thousand people arrived Uzbekistan, of which 4026.6 thousand people for the purpose of visiting relatives 623.8 thousand – transit, 452.1 thousand – travel, etc.

From foreign countries arrived 469.3 thousand people, including 273.3 thousand people – travel, 48.3 thousand people – visiting relatives, 21.5 thousand people – duty visit, etc.

Number of foreign nationals crossing the border of the Republic of Uzbekistan from neighboring countries

The largest flow of foreign citizens to our republic was noted from the following countries: Kazakhstan - 1881.0 thousand people (31.1% of total number of all arrivals), Tajikistan - 1698.6 (28.1%), Kyrgyzstan - 1086.8 (17.9%), Russia - 463.5 (7.7%), Turkmenistan - 412.0 (6.8%), Belarus - 14.5 (0.2%).



Foreign citizens arriving from CIS countries in January-September 2019



Kazakhstan

1881,0 thousand people

31,1 %



Tajikistan

1698,6 thousand people

28,1 %



Kyrgyzstan

1086,8 thousand people

17,9 %



Russia

463,5 thousand people

7,7 %



Turkmenistan

412,0 thousand people

6,8 %



Belarus

14,5 thousand people

0,2 %



Ukraine

14,0 thousand people

0,2 %



Azerbaijan

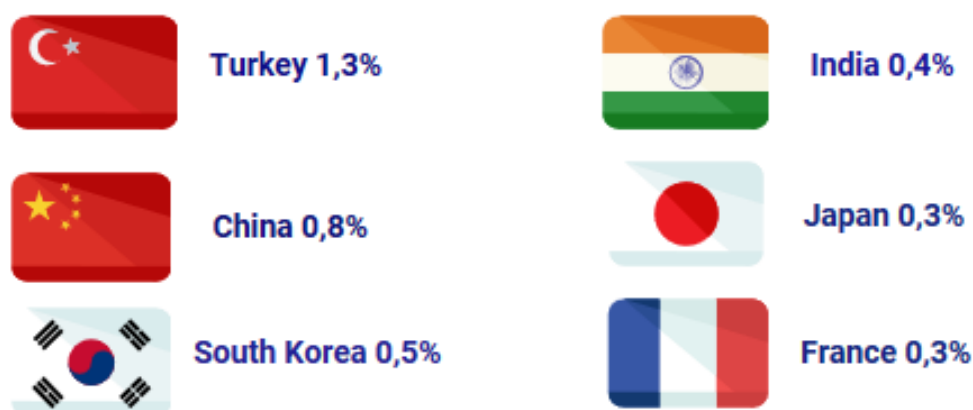
9,9 thousand people

0,2 %

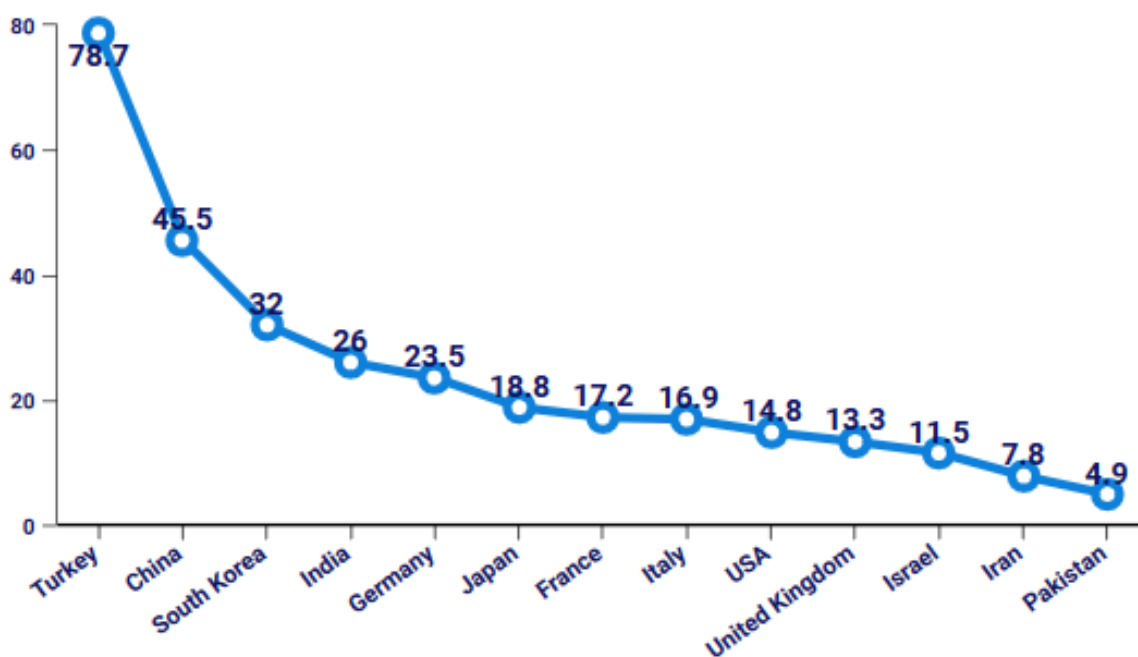
Number of foreign nationals entering from foreign countries in January-September 2019

From non-CIS countries, the largest flow was from Turkey - 78.7 thousand people (1.3%), China - 45.5 (0.8%), South Korea - 32.0 (0.5%), India - 26, 0 (0.4%), Germany - 23.5 (0.4%), Japan - 18.8 (0.3%), France, Italy and Israel - 17.2, 16.9 and 11,5 thousand people, respectively.

Foreign citizens who entered the Republic of Uzbekistan from non-CIS countries in January-September 2019, %



Foreign citizens who entered the Republic of Uzbekistan from non-CIS countries in January-September 2019, thousand people



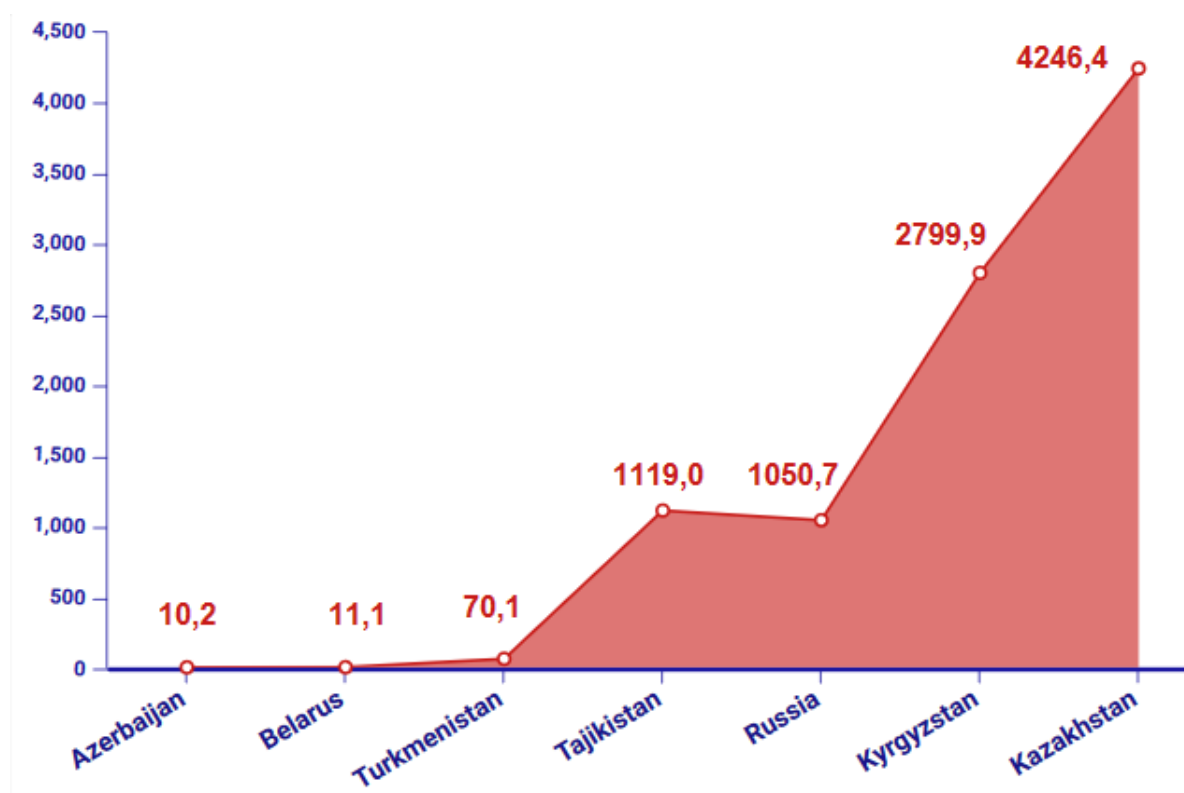
The number of citizens of the Republic of Uzbekistan who left for neighboring countries in January-September 2019, %

The main part of the citizens of the Republic of Uzbekistan who left for neighboring countries (43.5%) was accounted for the outflow to Kazakhstan (4246.4 thousand people) and Kyrgyzstan - 28.7% (2799.9 thousand people). 1050.7 thousand people (10.8%) left for Russia. 1119.0 thousand people (11.5%) left for Tajikistan, Turkmenistan, Belarus and Azerbaijan - 70.1, 11.1 and 10.2 thousand people, respectively.

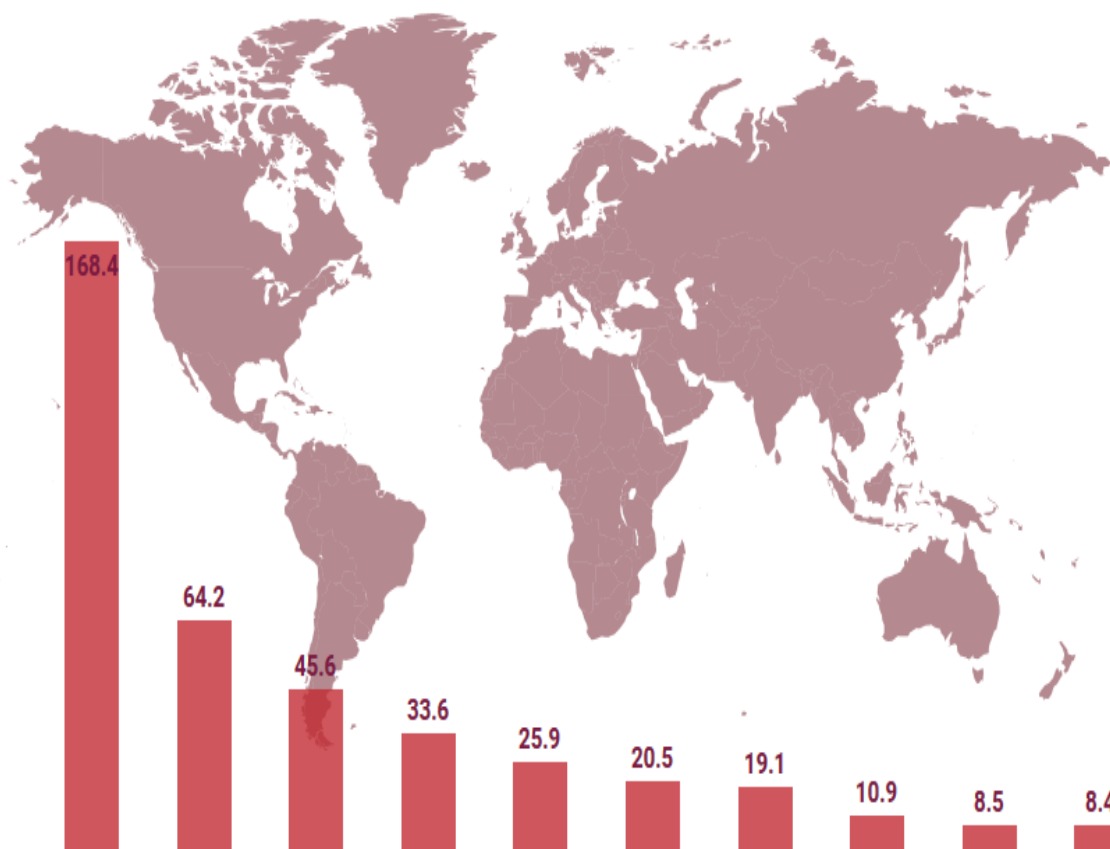
Citizens of the Republic of Uzbekistan who have left for the CIS countries, %



Departed citizens of the Republic of Uzbekistan to the CIS countries, thousand people



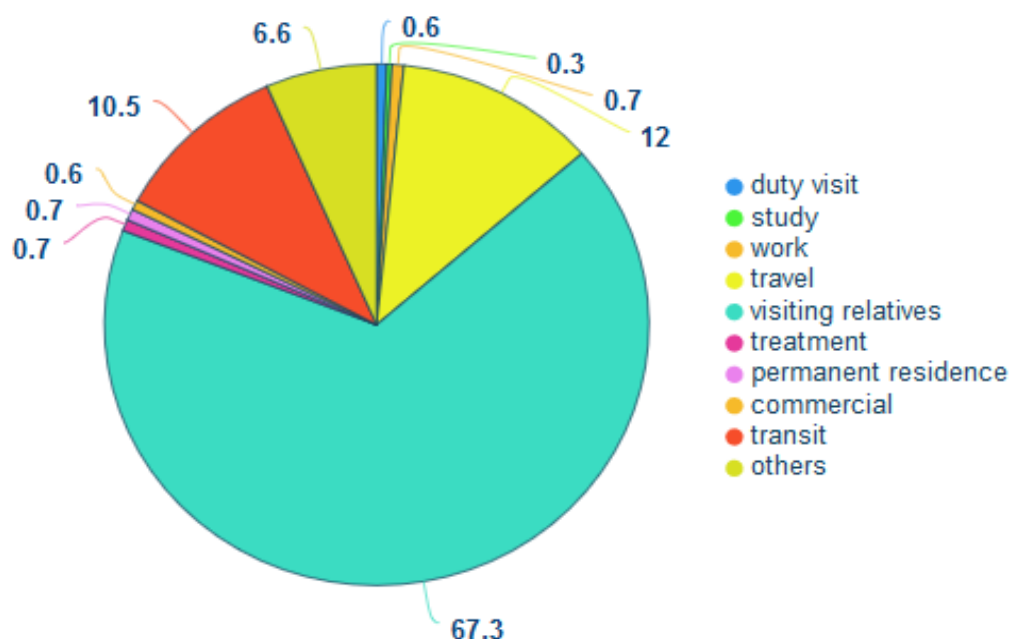
The number of citizens of the Republic of Uzbekistan who left for foreign countries in January-September 2019, thousand people



The largest outflows to foreign countries were, in particular, fall on Turkey (168.4 thousand people), South Korea (64.2 thousand people), the United Arab Emirates (45.6 thousand people), Saudi Arabia (33, 6 thousand people), China (25.9 thousand people), India (20.5 thousand people) and the USA (19.1 thousand people).

The goal of a significant number of foreign citizens entering Uzbekistan was visiting relatives (67.3%). The smallest share of foreign citizens who entered the country was traveling - 12.0%, transit - 10.5%, treatment - 0.7%, work - 0.7%, permanent residence - 0.7%, official and commercial - 0.6%, study - 0.3% and others - 6.6%.

**Distribution of foreign citizens arriving in the Republic of Uzbekistan
by purpose of travel in January-September 2019, %**



In January-September 2019, the purpose of travel for 18.2 thousand foreign citizens who arrived in the Republic of Uzbekistan (40.8% of men and 59.2% of women) was to study, 40.8 thousand people (75.1% men and 24.9% women) – work, 38.5 thousand people (82,0 % of men and 18.0 % of women) – duty visit, 43.8 million people (43.3% of men and 56,7 % of women) - treatment, 725,3 thousand people (48,6 % of men and 51,4 % of women) - travel, 4074,9 thousand people (46,8 % of men and 53,2 % of women) - visiting relatives.

Arrived foreign citizens in the Republic of Uzbekistan by gender and travel purposes in January-September 2019, %

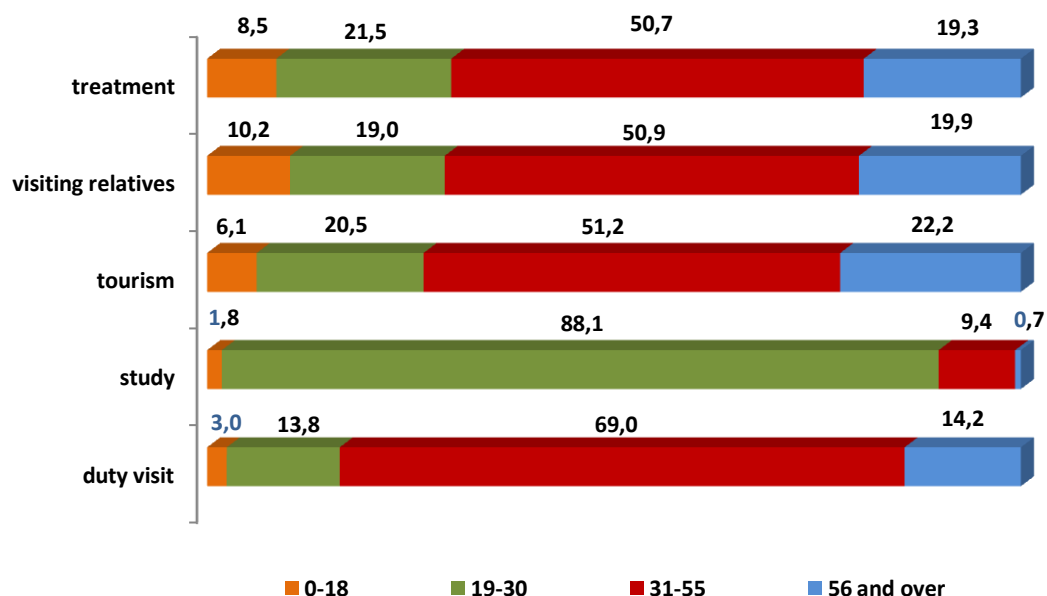


Distribution of foreign arrivals in the Republic of Uzbekistan in January-September 2019 by age

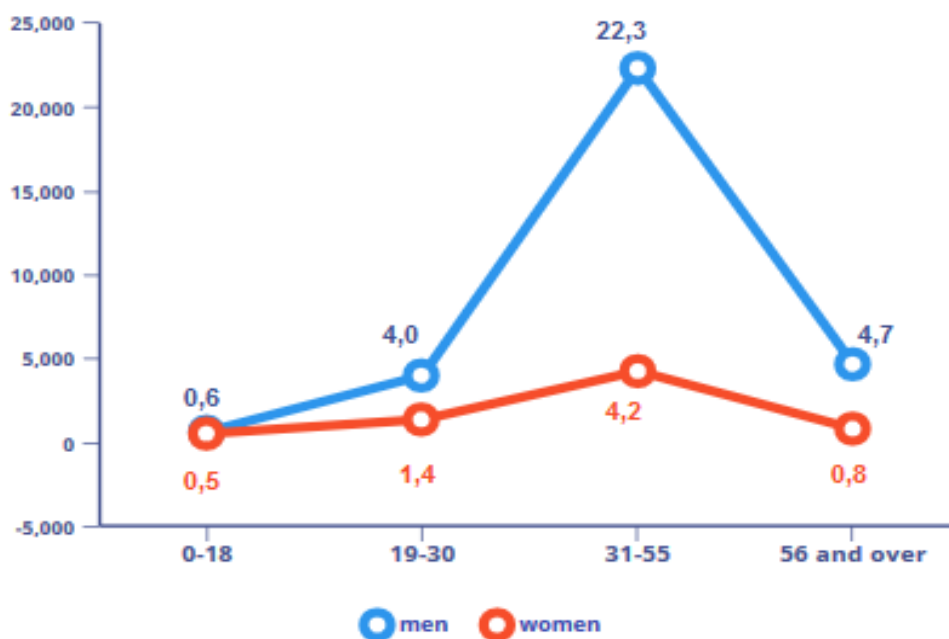
Based on the analysis of the distribution of foreigners who entered the Republic of Uzbekistan in January – September 2019 by age, the main contingent was people aged 31-55 years old - 52.1%, 19-30 years old - 21.0%, 56 years old and above - 17.9%, 0-18 years old - 9.0%.

50.7% of foreigners aged 31-55 years old, 21.5% - 19-30 years old, 19.3% - aged 56 years old and above arrived for recreational purposes. 50.9% of foreigners visited relatives aged 31-55 years old, 19.0% - aged 19-30 years old, 22.2% - aged 56 years old and above. 51.2% of foreigners aged 31-55 years old, 20.5% - aged 19-30 years old, 22.0% - aged 56 years old and over arrived for the purpose of travel.

**Distribution of foreigner citizens entering the Republic of Uzbekistan
in January-September 2019, %**

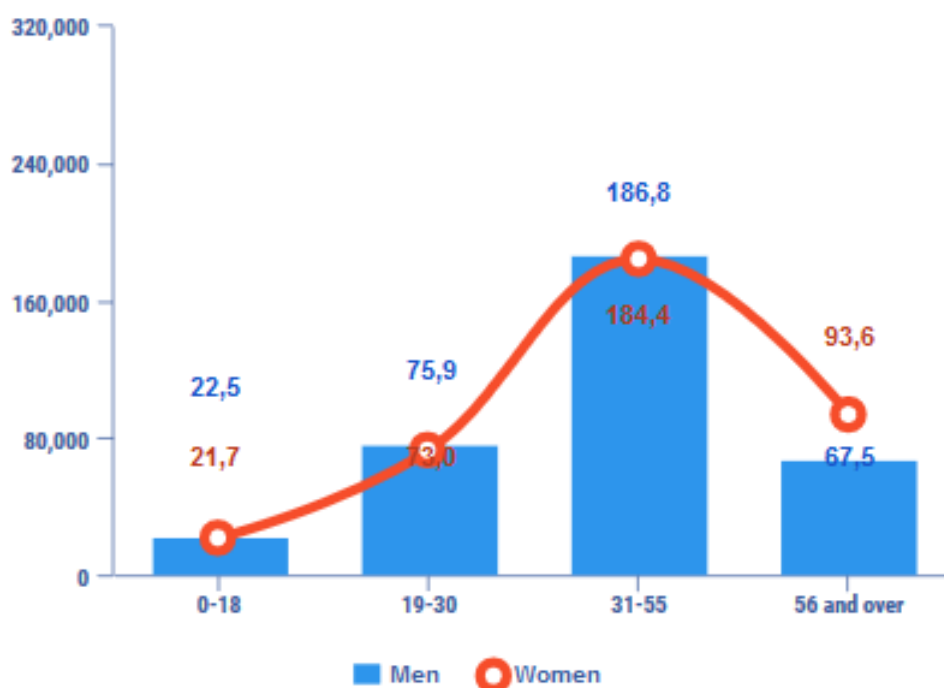


**Distribution of foreigners arriving in the Republic of Uzbekistan for duty visit in
January-September 2019, thousand people**



With the purpose of travel arrived 22.5 thousand men and 21.7 thousand women under the age of 18 years old, 75.9 thousand men and 73.0 thousand women aged 19 to 30, 186.8 thousand men and 184.4 thousand women aged 31 to 55, 67.5 thousand men and 93.6 thousand women over the age of 56.

Distribution of foreigners arriving in the Republic of Uzbekistan for the purpose of travel in January-September 2019, thousand people



Citizens of Uzbekistan in the amount of 9307.4 thousand people left for the CIS countries, of which 5527.6 thousand people visited relatives, 2710.0 thousand people left for work, 183.5 thousand people for travel.

463.9 thousand citizens of Uzbekistan went to foreign countries, of which 288.8 thousand people left for travel, 63.8 thousand people – work, etc.


The number of citizens of the Republic of Uzbekistan, who left for the CIS and foreign countries for the purposes of travel in January-September 2019, thousand people

	Total:	purpose of travel:								
		service	study	work	journeys	visiting relatives	treatment	CoML	transit	other
Total	9771,2	68,9	66,0	2773,7	472,4	5557,9	30,1	285,5	53,1	463,6
in CIS countries	9307,4	63,4	53,5	2710,0	183,5	5527,6	24,4	281,8	52,8	410,4
to foreign countries	463,9	5,5	12,5	63,8	288,8	30,3	5,7	3,7	0,3	53,3

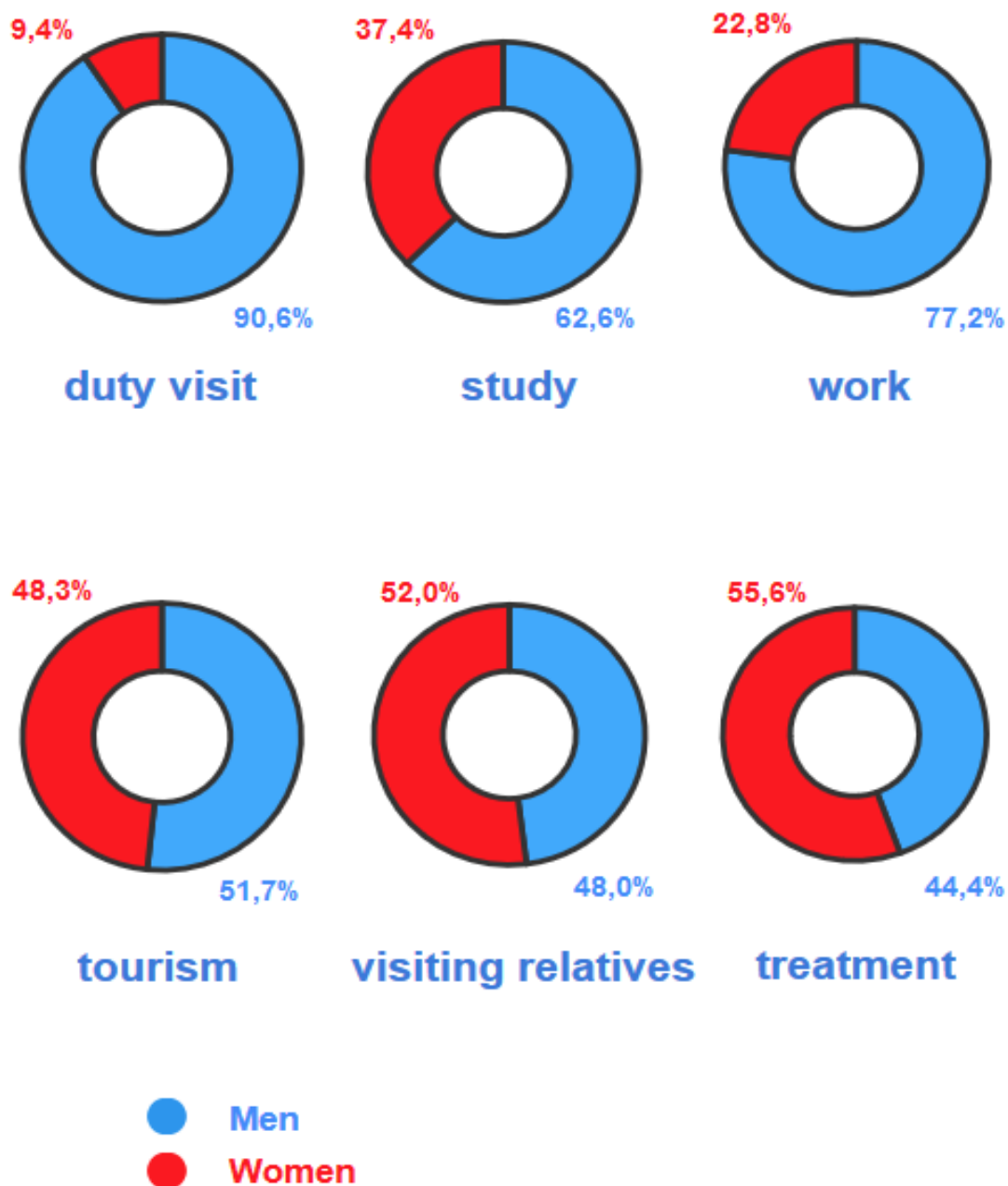
The largest number of citizens of Uzbekistan, who went abroad, aims to visit relatives- 56.9 %, work-28.4 %, the lowest - permanent residence-2.9 %, travel-4.8 %, service-0.7 %, study-0.7 %, transit-0.5 %, treatment-0.3 %, other-4.7 %.

In January-September 2019, the purpose of the trip for 68.9 thousand Uzbek citizens (90.6 % men and 9.4 % women) was duty visit, 66.0 thousand people - study (62,6 % of men and 37,4 % of women), 472,4 thousand people (51,7 % of men and 48,3% of women) – travel, 2773,7 thousand people (77,2 % of men and 22,8 % of women) - work, 5557,9 thousand people (48,0 % of men and 52,0 % of women) - visiting relatives, 30,1 thousand people (44,4% of men and 55,6% of women) – treatment.

Number of citizens of the Republic of Uzbekistan who have left in January-September 2019, thousand people.



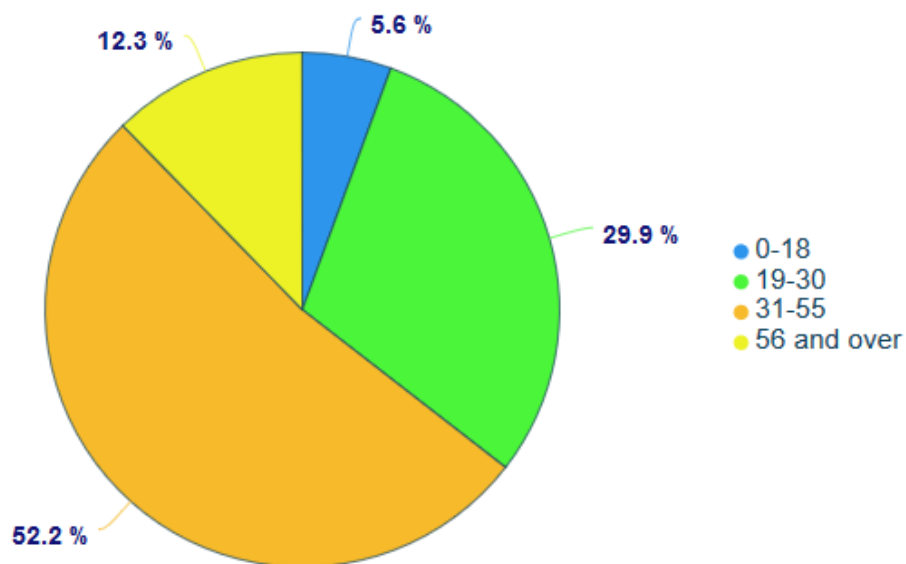
Citizens of the Republic of Uzbekistan who have left abroad by purposes of travel by gender, %



The distribution of citizens of the Republic of Uzbekistan, who left in January-September 2019 by age

Based on the analysis of data on the distribution of citizens of the Republic of Uzbekistan who left in January-September 2019 by age, can be concluded that the majority of those who left were people aged 31-55 years old - 52.2%, 19-30 years old - 29, 9%, 56 years old and above- 12.3%, 0-18 years old - 5.6%.

**Distribution of leaving citizens of the Republic of Uzbekistan,
in January-September 2019 by age, %**



For the purpose of travel left 50.6% of citizens aged 31-55 years old, 20.3% - 19-30 years old, 19.6% - 56 years old and over. 77.5% of people aged 19-30 years left for study, 16.4% - under the age of 18 years old. For duty visit, 69.6% of people aged 31-55 years old and 18.4% - aged 19-30 years old left the country.

Explanation of statistical indicators

Inbound tourism comprises the activities of visitors who are not resident in the country concerned within the country at the time of the entry of a tourist trip.

Outbound tourism includes activities of a visitor permanently residing in the country in question outside of it as part of an outbound or domestic tourist trip.

Visiting friends and relatives - this category covers activities such as visiting relatives or friends; attending weddings, funerals or any other family events; short-term care for the sick or elderly, etc.

Education and training - this category includes attending short-term courses paid for either by employers or other organizations/persons, taking specific training programmes or acquiring specific skills in courses, including tuition fees, language learning, vocational or other special courses, sabbatical leave, etc.

Medical and health treatments to the tourism sector- this category includes receiving services from hospitals, clinics, sanatoriums for post-hospital follow-up and a wider range of medical and social institutions, visits to the sea, spas and other resorts, as well as other specialized institutions for medical services based on medical advice, including cosmetic surgery with the use of medical equipment and services. This category includes only short-term treatment, since long-term treatment requiring a stay in a medical institution for a year or more does not apply to the tourism sector.

Transit -this category includes stopping at a place without any specific purpose other than continuing to another destination. Only those who do not enter the legal and economic territory and those who enter the legal and economic territory but do not stay overnight are excluded from the scope of the categories of visitors. Transit passengers from the scope of the subject, only those individuals that remain, at least for one night.

Business and professional goals - this category includes the activities of self-employed persons and employees, if it does not show evidence of an explicit or implied employment relationship with a resident producer in the country or place visited, as well as the activities of investors, businessmen, etc.