

VI. FINANCIAL RESULTS OF ENTERPRISES AND ORGANIZATIONS ¹⁾

Profit. According to accounting data, for January-February 2018, enterprises and the organizations of the economy branches received a balanced financial result (profit) in the amount of UZS 2974,2 billion.

Compared to the corresponding period of 2017, the volume of profit increased by 1118,7 billion soums, or by 60,3%.

The balanced financial result by types of economic activities for January-February 2018

	<i>Profit Loss (-), billion soums</i>	<i>% to January-February 2017</i>
Total	2974,2	160,3
Mining and quarrying	-123,0	-
Manufacturing industry	1777,7	3,2 t
Power supply, gas, steam and air conditioning	-102,4	-
Building	24,7	67,0
Trade	232,3	123,8
Transportation and storage	1107,5	189,7
Accommodation and food services	9,6	96,4
Information and communication	-189,1	-
Financial and insurance activities	43,6	153,8
Operations with real estate	25,3	102,9
Professional, scientific and technical activities	30,4	2,2 t.
Management and delivery activities support services	20,9	120,6
Healthcare and the provision of social services	7,0	120,2
Other	109,7	43,2

¹⁾ Without budgetary and other non-profit organizations, agricultural enterprises producing products, farmer and dekhan farms, insurance organizations, banks, small enterprises and micro-firms

The largest part of the positive net financial of the result (profit) falls on the enterprises of the manufacturing industry branch of the industry - 1777.7 billion soums, transportation and storage - 1107.5 billion soums, trade - 232.3 billion soums.

The largest part of the negative net financial result (loss) is accounted for by information and communication enterprises - 189.1 billion soums, mining industry and quarrying - 123.0 billion soums, electricity, gas, steam and air conditioning - 102.4 billion soums.

The largest increase in profit for January-February 2018, compared to with the corresponding period of 2017, received by enterprises JSC "Uzbekneftegaz" (574.6 billion soums), JSC "Uzbekiston Temir Yullari" (480.4 billion soums), JSC "AGMK" (239.2 billion soums), State Enterprise "NGMK" (73.7 billion soums), NJSC "Uzbekiston Havo Yullari" (65.6 billion soums), JSC "Uzstroymaterialy" (41.7 billion soums), JSC "Uzkimyosanoat" (19.6 billion soums).

The decrease in profits was observed in enterprises JSC "Uzbekenergo" - by 156.3 billion soums, HC "Uzbekkozikavkatholding" - by 22.0 billion soums, JSC Dori-Darmon - by 6.6 billion soums, State Committee of the Republic of Uzbekistan on Roads -on 2,2 billion sum, Association "Uzbekoziqovqatzahira" on 2,2 billion sum. Balanced financial result by regions

Balanced financial result by regions for January-February of 2018

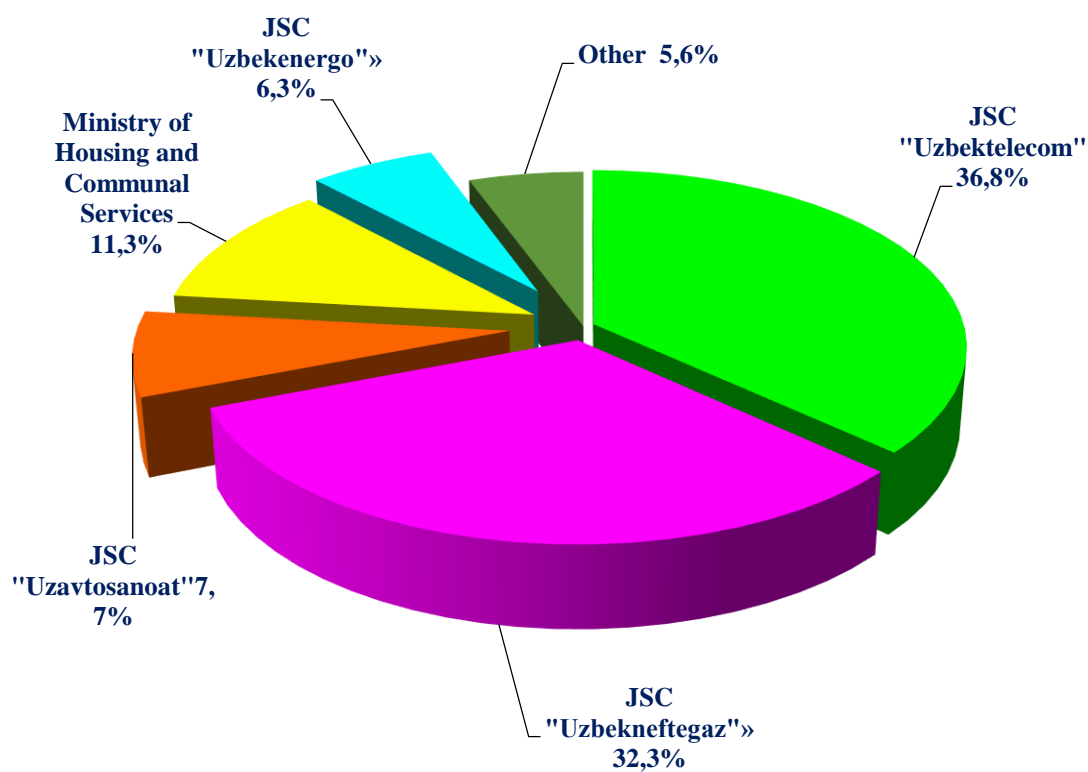
	<i>Profit, loss (-), billion UZS</i>	<i>% to January-February 2017</i>
Republic of Uzbekistan	2974,2	160,3
Republic of Karakalpakstan	954,1	7,2 t.
Andijan	-53,2	-
Bukhara	-136,2	-
Djizzak	10,8	162,5
Kashkadarya	183,3	100,1
Navoi	208,0	2,2 t.
Namangan	13,0	98,3
Samarkand	23,7	123,2
Surkhandarya	20,6	107,8
Syrdarya	29,5	102,6
Tashkent	462,8	2,0 t.
Fergana	-17,3	-
Khorezm	19,7	97,5
Tashkent city	696,4	67,4

In the territorial aspect, the largest part of the profit falls to the Republic of Karakalpakstan 954.1 billion soums (32.1% of total profits), Tashkent region - 462.8 billion soums (15.6%), Navoi region - 208.0 billion soums (7.0%) and Kashkadarya region - 183.3 billion soums (6.1%)

Losses. For January-February, 2018, 77 enterprises and organizations allowed losses amounting to 923.5 billion soums.

The largest losses were made by JSC "Uzbektelecom"- 339.7 billion soums (36.8% of the total amount of losses in the republic), as well as enterprises of JSC "Uzbekneftegaz" - 298.0 billion soums (32.3%), Ministry of Housing and Communal Services - 104.7 billion soums (11.3%), Uzavtosanoat - 71.4 billion soums (7.7%), JSC Uzbekenergo - 57.9 billion soums (6.3%).

The financial result of unprofitable enterprises and organizations for January-February 2018 (in% of the total)

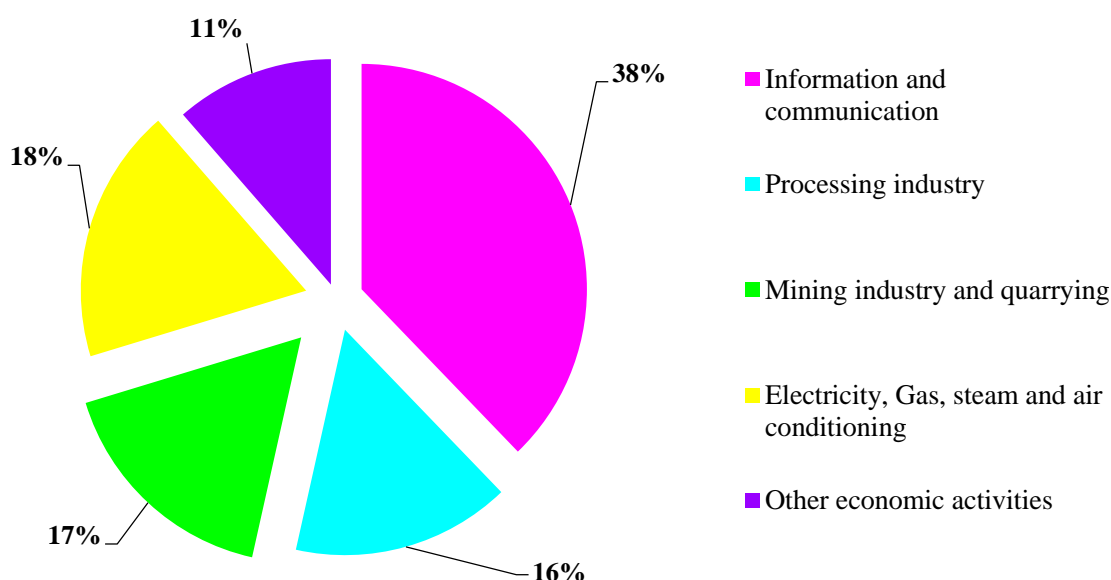


The financial result of unprofitable enterprises and organizations by types of

economic activity for January-February 2018

	<i>Number of enterprises</i>	<i>Amount of loss</i>	
		<i>million soums</i>	<i>at % to the total</i>
Total	77	923477,6	100
Mining and quarrying	4	155524,3	16,8
Manufacturing industry	14	144627,0	15,7
Power supply, gas supply, steam and air conditioning	19	169430,5	18,3
Water supply; sewerage, collection and recycling of waste	2	3001,7	0,3
Building	2	1,5	0,0
Trade	8	7452,0	0,8
Transportation and storage	14	13956,1	1,5
Accommodation and food services	1	34,6	0,0
Information and communication	3	349287,0	37,8
Professional, scientific and technical activities	6	7233,1	0,8
Activities in the management and provision of support services	1	175,0	0,0
Arts, entertainment and recreation	2	2237,8	0,2
Other	1	70517,1	7,6

The financial result of loss-making enterprises and organizations by types of economic activity for January-February 2018 (in% of the total)



The largest amount of losses falls on information and communication enterprises - 349.3 billion soums (37.8% of all losses), electricity, gas, steam and air conditioning - 169.4 billion soums (18.3%), mining industry and quarrying - 155.5 billion soums (16.8%), manufacturing industries - 144.6 billion soums (15.7%).

The financial result of unprofitable enterprises and organizations for January-February 2018 by regions

	<i>The number of unprofitable enterprises</i>	<i>Specific weight of unprofitable enterprises, %</i>	<i>The amount of loss, million soums</i>
Republic of Uzbekistan 1)	77	4,1	923477,6
Republic of Karakalpakstan	-	-	-
<i>area:</i>			
Andijan	6	6,3	71773,1
Bukhara	6	4,9	171414,9
Djizzak	3	7,1	2032,9
Kashkadarya	4	3,2	679,0
Navoi	4	6,5	13784,4
Namangan	4	4,1	2957,4
Samarkand	6	5,2	4338,0
Surkhandarya	2	2,8	2365,8
Syrdarya	3	6,7	2447,3
Tashkent	9	4,0	50698,0
Fergana	3	2,4	55999,0
Khorezm	2	2,8	524,0
Tashkent city	25	4,0	544463,7

**Status of accounts receivable and accounts payable
enterprises and organizations 1)**

The total amount of accounts receivable as of March 1, 2018 was 113755.9 billion soums, of which overdue - 1480.0 billion soums, or 1.3% of the total debt.

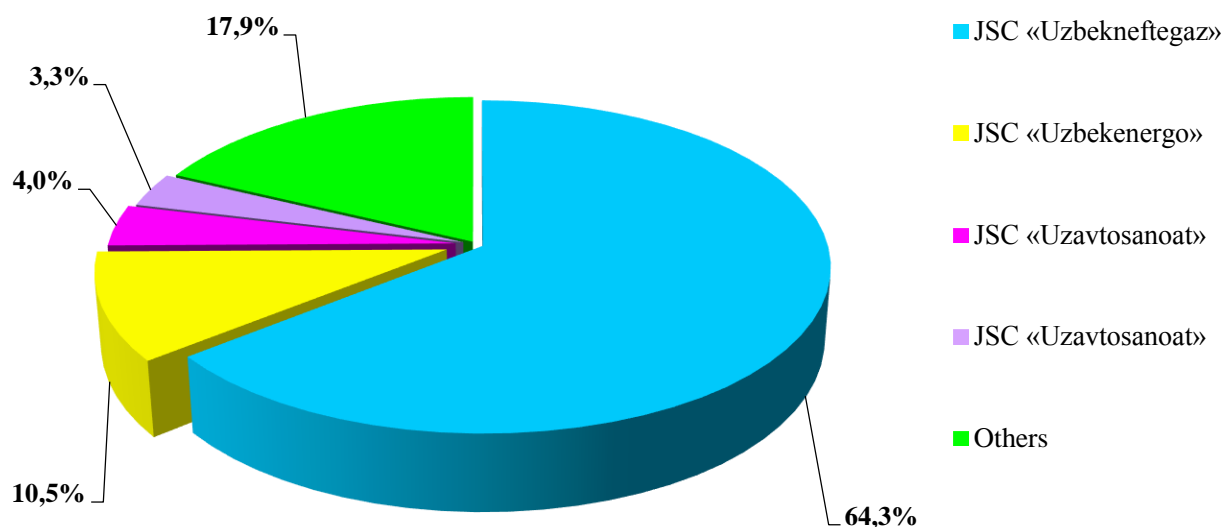
The volume of overdue accounts receivable, compared with March 1 2017, grew 5.0 times, its share in the total receivables increased by 1.0 percentage points.

**Structure of overdue accounts receivable of enterprises
by type of economic activity as of March 1, 2018**

	<i>In total, billions of soums</i>	<i>from her:</i>			<i>The share of overdue debt, %...</i>
		<i>buyers and customers</i>	<i>advances, issued suppliers and contractors</i>	<i>intra- depart mental</i>	
Total	1480,0	1276,8	47,4	66,8	1,3
Manufacturing industry	249,7	215,6	13,1	4,7	2,1
Power supply, gas supply, steam and air conditioning	834,7	811,3	18,8	2,8	7,3
Water supply, sewerage, collection and waste management	47,5	43,9	3,6	-	13,3
Building	30,1	28,4	1,7	-	2,2
Trade	136,0	133,2	0,6	2,2	1,7
Transportation and storage	16,5	12,7	0,9	0,0	0,1
Accommodation services and nutrition	0,2	0,2	-	-	0,4
Professional, scientific and technical activities	68,9	12,6	7,8	35,3	0,6
Other	96,4	18,9	0,9	21,8	0,2

¹⁾ Without budgetary and other non-profit organizations, agricultural enterprises producing products, farmer and dehkan farms, insurance organizations, banks, small enterprises and micro-firms

**Accounts receivable for individual ministries and agencies
as of March 1, 2018 (in% of the total)**



The largest accounts receivable are observed at enterprises JSC "Uzbekneftegaz" - 73132.8 billion soums (64.3% of the total amount of accounts receivable in the country) JSC "Uzbekenergo" - 11909.0 billion soums (10.5%), JSC "Uzavtosanoat" - 4530.2 billion soums (4.0%), JSC "Uzpahtasanoat" - 3,766.6 billion soums (3.3%), JSC "Uzbekistan Temir Yollari" - 2481.9 billion soums (2.2%).

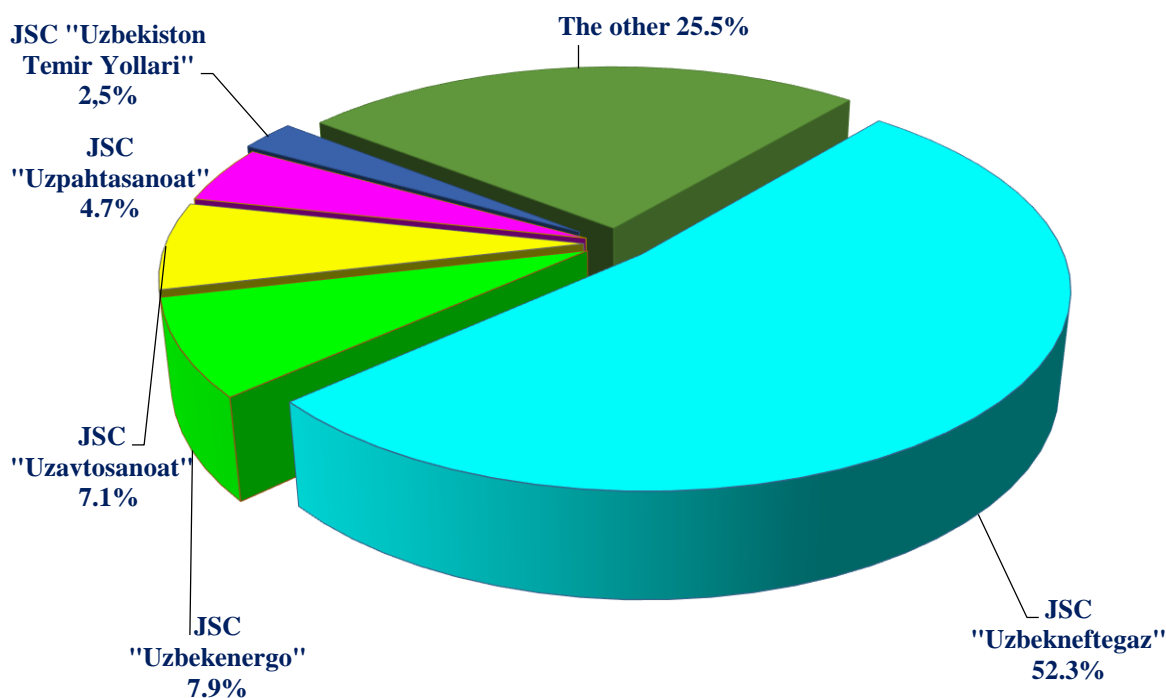
The greatest growth of accounts receivable was noted at Almalyk MMC - by 2.1 times (245.5 billion soums), Navoi MMC - by 89.3% (297.5 billion soums), at enterprises of JSC "Uzbekiston Temir Yollari" - by 53.9% (869.1 billion soums), JSC "Uzavtosanoat" - by 37.8% (1243.5 billion soums), JSC "Uzagrotekhsanoatholding" - by 22.9% (58.6 billion soums), JSC "Uzbekneftegaz" - by 19.9% (12151.6 billion soums).

Decrease in accounts receivable at enterprises JSC "Uzkimyosanoat" - by 28.3% (754.7 billion soums), JSC "Uzbekenergo" - by 27.8% (4574.9 billion soums).

As a result of insufficient organization of systematic work on the liquidation of arrears, high growth rates of overdue accounts receivable by types of activities, territories and agency remain.

The total volume of accounts payable as of March 1, 2018 was 100770.8 billion soums, out of it - 2077.3 billion soums, or 2.1% of the total amount of accounts payable. The total amount of overdue accounts payable increased 1.6 times, including JSC "Uzagrotekhsanoatholding" - 7.7 times, JSC "Uzkimyosanoat" - 2,7 times, GP "NMMC" - in 2,1 times.

**Accounts payable on certain ministries and departments
as of March 1, 2018 (in% of the total)**



The largest accounts payable are observed at enterprises JSC "Uzbekneftegaz" - 52675.0 billion soums (52.3% of the total amount of accounts payable in the country), JSC "Uzbekenergo" - 7988.9 billion soums (7.9%), JSC "Uzavtosanoat" - 7174.3 billion soums (7.1%).

The greatest growth of accounts payable is observed at enterprises JSC "Uzagrotekhsanoatholding" - by 191.9% (793.2 billion soums), State Enterprise "NGMK" - by 146.0% (673.8 billion soums), JSC "AGMK" - by 134.4% (270.6 billion soums), Uzbekiston Temir Yollari JSC - by 106.0% (1274.1 billion soums), Uzavtosanoat - by 62.4% (2756.5 billion soums).

The accounts payable at the enterprises have decreased JSC "Uzbekenergo" - by 50.7% (8211.9 billion soums), JSC "Uzkimyosanoat" by 39.3% (788.9 billion soums), JSC "Uzdonmahsulot" - by 26.6% (265.3 billion soums).

Structure of overdue accounts payable by types of economic activity as of March 1, 2018

	<i>In total, billions of soums</i>	<i>from her:</i>			<i>The share of overdue</i>
		<i>suppliers and contractors</i>	<i>on payments</i>	<i>on payments to state</i>	

			<i>to the budget</i>	<i>trust funds</i>		<i>debt, %</i>
Total	2077,3	1720,6	10,8	14,7	38,1	2,1
Manufacturing industry	1090,0	916,9	1,9	-	4,2	5,2
Power supply, gas, steam and air conditioning	579,3	559,3	1,3	6,0	3,7	4,6
Building	0,5	-	-	-	0,3	0,0
Trade	40,1	40,1	-	-	-	0,4
Transportation and storage	26,9	24,9	1,0	0,5	0,1	0,2
Professional, scientific and technical activities	93,7	17,8	6,6	1,8	29,8	0,9
Other	246,8	161,6	0,0	6,4	0,0	0,8

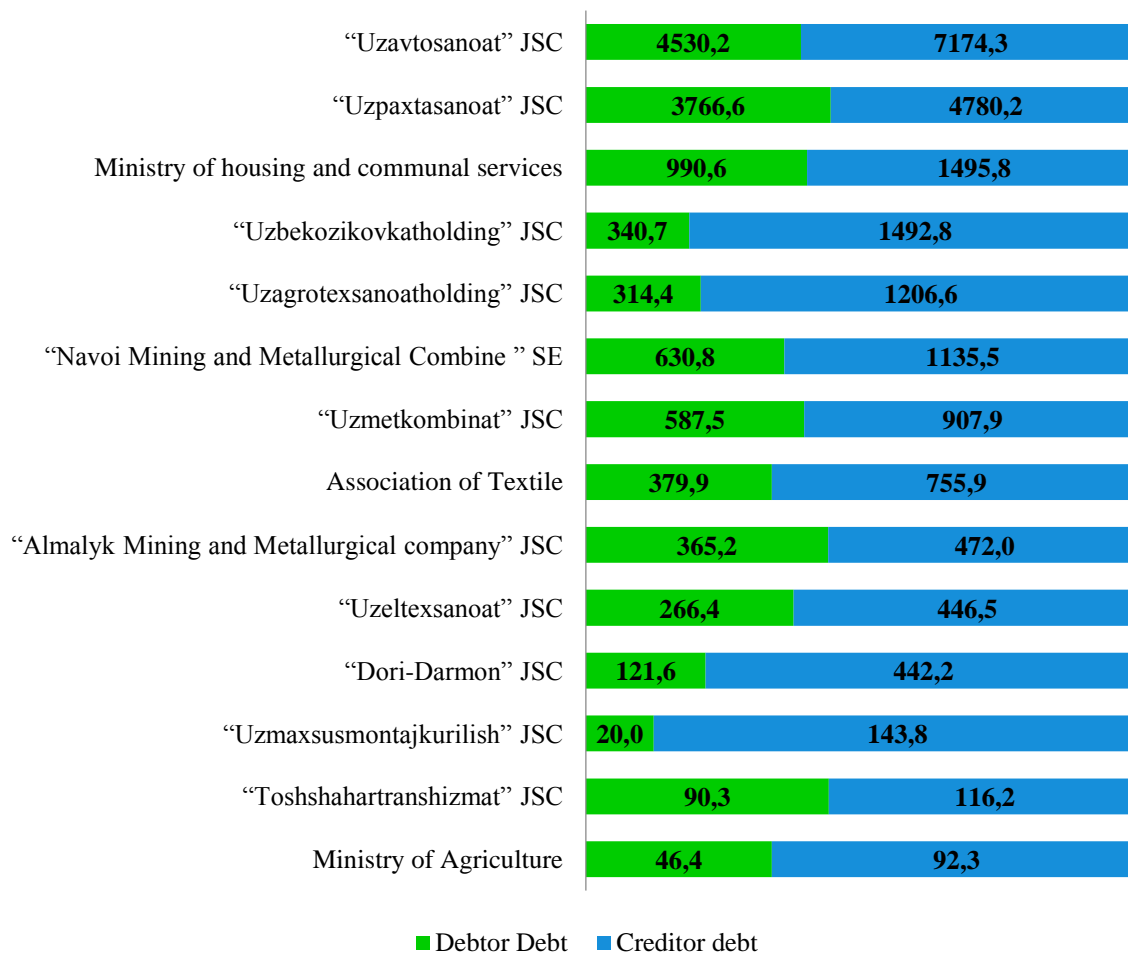
Accounts receivable as of March 1, 2018 amounted to UZS 113755.9 billion, which is more than the creditor's debt for UZS 12,985.1 billion.

Excess of total accounts payable over the accounts receivable of economic management is characterized by the following data:

	<i>Excess of accounts payable debt over receivables</i>	
	<i>billion soums</i>	<i>% to accounts receivable</i>
JSC "Uzavtosanoat"	2644,1	58,4
HC "Uzbekkozikavkatholding"	1152,2	4,4 p.
JSC "Uzpahtasanoat"	1013,6	26,9
JSC "Uzagrotehsanoatholding"	892,2	3,9 p.
Ministry of Housing and Communal Services	505,3	51,0
State Enterprise "NMMC"	504,7	80,0
Association of the enterprises of the textile and sewing and knitting industry	376,0	99,0
AK "Dori-Darmon"	320,7	3,4 p.
JSC "Uzmetkombinat"	320,4	54,9
JSC "Uzeltehsanoat"	180,1	67,6
AK "Uzmahsusmontazhkurilish"	123,8	7,2 p.
JSC "AGMK"	106,8	29,3

**Accounts receivable and accounts payable
on individual bodies of economic management**

billion soums



There is an excess of total accounts payable over the accounts receivable at the enterprises of Uzavtosanoat - by 2644.1 billion soums (58.4%), HC Uzbekikavkatholding - by 1152.2 billion soums (4.4 rubles), JSC Uzpahtasanoat "- by 1013.6 billion soums (26.9%), JSC" Uzagrotehsanoatholding "- by 892.2 billion soums (3.9 rubles), the Ministry of Housing and Communal Services - by 505.3 billion soums (51.0%), State Enterprise "NMMC" - by 504.7 billion soums (80.0%), Association of enterprises of the textile and clothing and knitwear industry - by 376.0 billion soums (99.0%), AK "Dori-Darmon"- by 320.7 billion soums (3.4 rubles), JSC "Uzmetkombinat" - by 320.4 billion soums (54.9%),JSC "Uzeltexsanoat" - by 180.1 billion soums (67.6%), AK "Uzmaxsumontazhkurilish" - by 123.8 billion soums (7.2 rubles), JSC "AGMK" - by 106.8 billion soums (29.3%). This may adversely affect the financial stability of enterprises.