

IX. GENERAL CHARACTERISTIC OF ACTIVITY OF ENTERPRISES AND ORGANIZATIONS

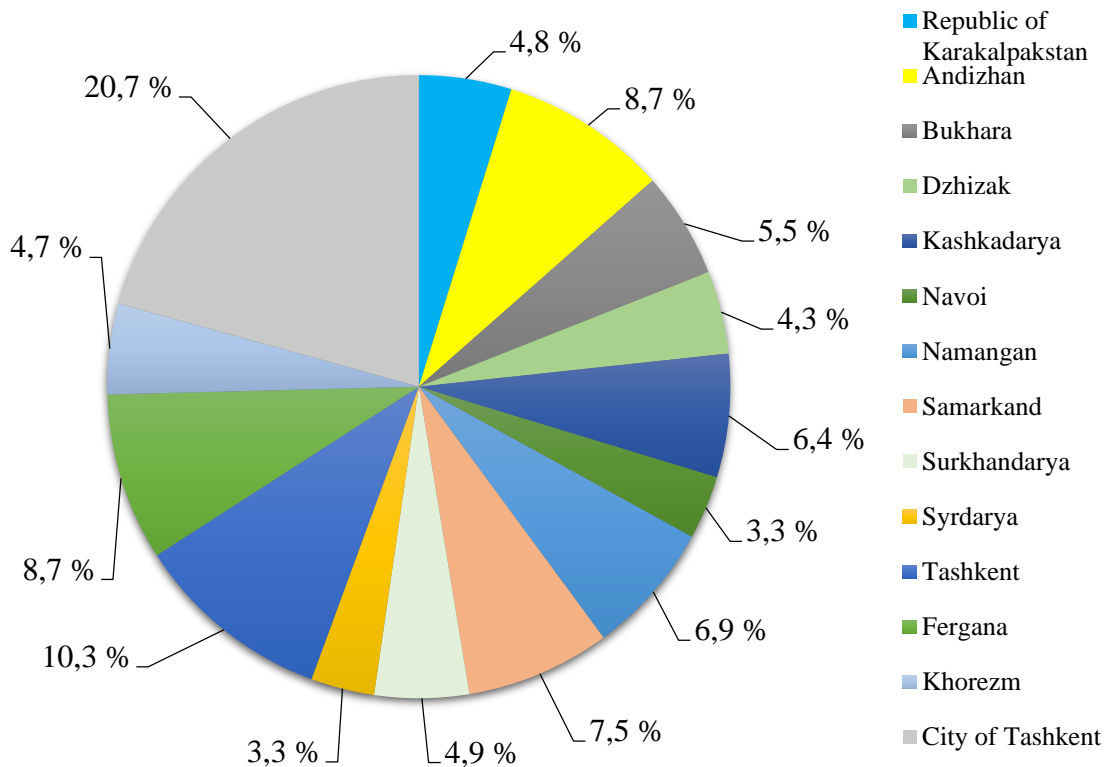
According to the data of the Uniform State Business Register, as of April 1, 2018, the number of registered legal persons (excluding farm enterprises and dekhkan farms) was 311,7 thousand, 296,4 thousand of them (95,1 percent of total registered legal persons) are operating.

The highest share of registered enterprises and organizations was observed in Tashkent city (20,7 percent), Tashkent region (10,3 percent), Fergana region and Andijan region (8,7 percent per each).

Distribution of registered and operating enterprises and organizations by region (as of April 1, 2018)

	Registered		Operating	
	<i>thsd.</i>	<i>as % of total</i>	<i>thsd.</i>	<i>as % of total</i>
Republic of Uzbekistan	311,7	100,0	296,4	100,0
Republic of Karakalpakstan	15,0	4,8	14,4	4,9
<i>regions:</i>				
Andijan	27,0	8,7	25,4	8,6
Bukhara	17,2	5,5	16,3	5,5
Djizzak	13,6	4,3	12,9	4,4
Kashkadarya	19,9	6,4	19,2	6,5
Navoi	10,2	3,3	9,9	3,3
Namangan	21,4	6,9	20,3	6,8
Samarkand	23,3	7,5	21,9	7,4
Surkhandarya	15,4	4,9	14,6	4,9
Syrdarya	10,4	3,3	9,7	3,3
Tashkent	32,0	10,3	28,2	9,5
Fergana	27,1	8,7	26,7	9,0
Khorezm	14,6	4,7	14,0	4,7
Tashkent city	64,6	20,7	62,9	21,2

Share of registered enterprises by region, percent



The largest number of enterprises and organizations registered by economic activity falls on trade (22,0 percent of total registered), industry (16,9 percent), construction (9,0 percent) and agriculture, forestry and fishing (7,6 percent).

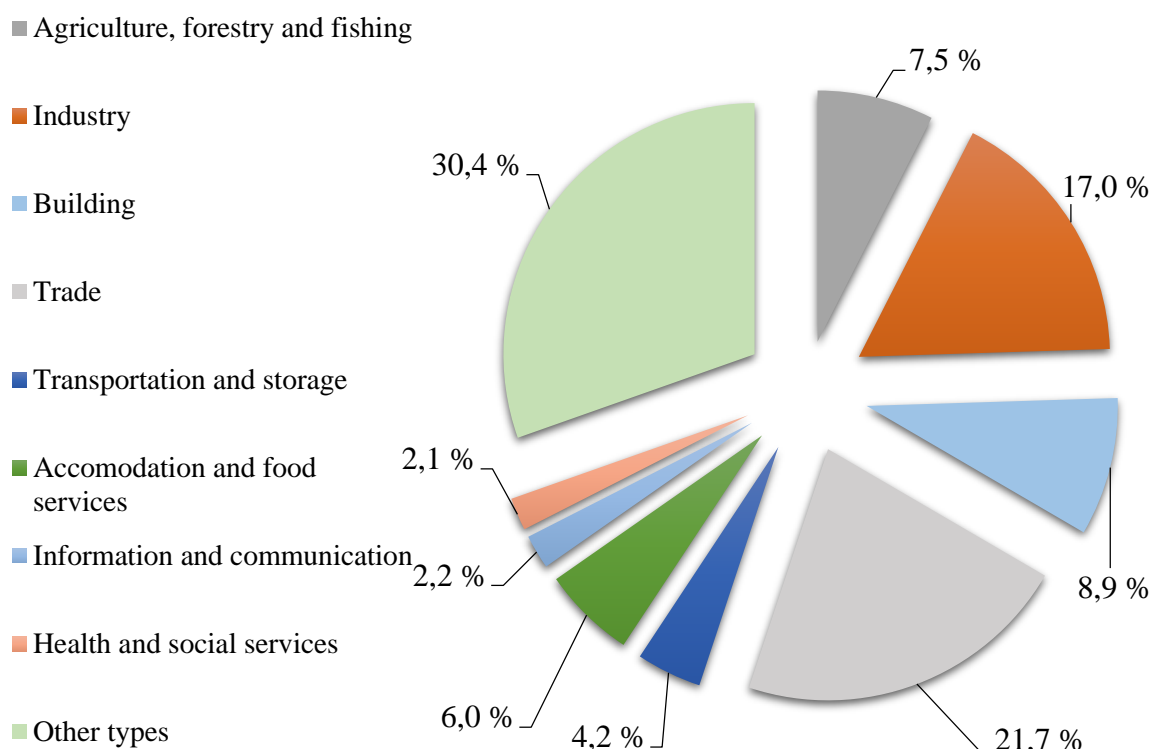
Number of registered and operating enterprises and organizations by economic activity (as of 1 April 2018)

	Registered		Operating	
	<i>thsd.</i>	<i>as % of total</i>	<i>thsd.</i>	<i>as % of total</i>
Total	311,7	100,0	296,4	100,0
<i>of which:</i>				
agriculture, forestry and fishing	23,8	7,6	22,2	7,5
industry	52,8	16,9	50,4	17,0
construction	27,9	9,0	26,5	8,9

continued

	Registered		Operating	
	thsd.	as % of total	thsd.	as % of total
trade	68,6	22,0	64,3	21,7
transportation and storage	13,0	4,2	12,5	4,2
accommodation and food service activities	19,0	6,1	17,8	6,0
information and communication	6,9	2,2	6,5	2,2
human health and social work activities	6,3	2,0	6,2	2,1
other	93,4	30,0	90,0	30,4

Share of operating enterprises and organizations by economic activity, percent

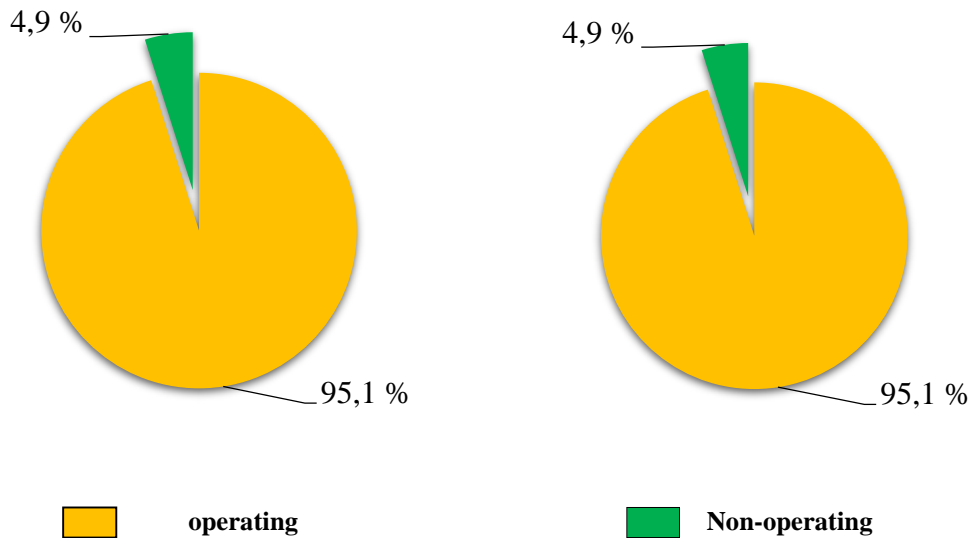


Out of the total registered enterprises and organizations the share of operating ones was 95,1 percent and that of non-operating ones – 4,9 percent. The share of non-operating enterprises and organizations remained unchanged compared to the beginning of the reporting year.

Share of operating and non-operating enterprises and organizations

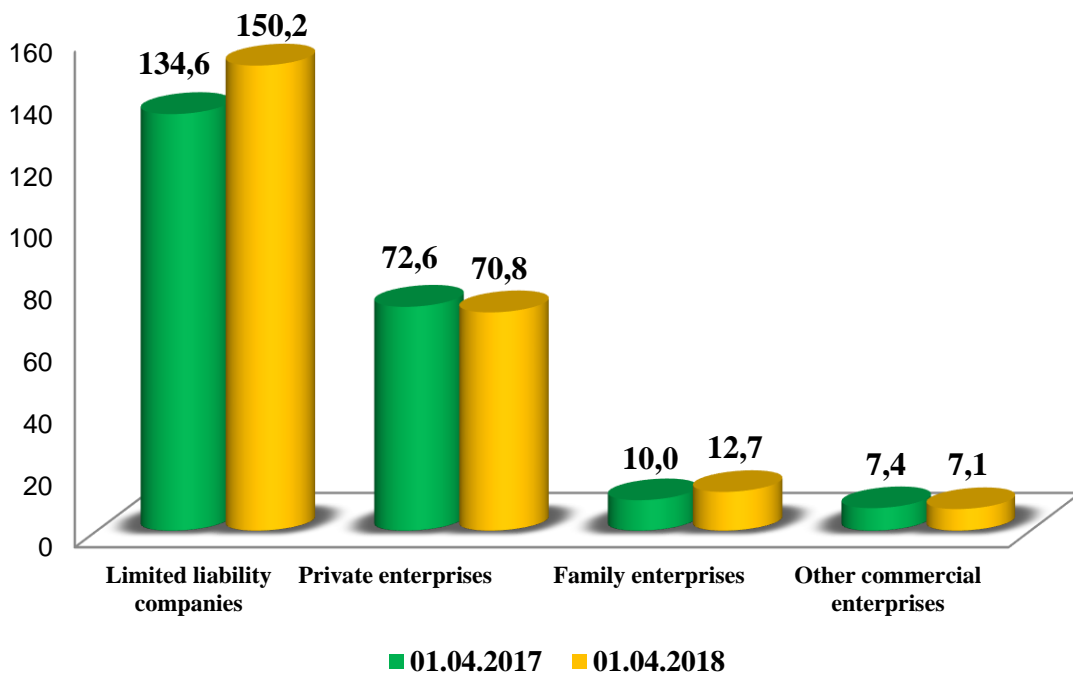
as of 01.01.2018

as of 01.04.2018



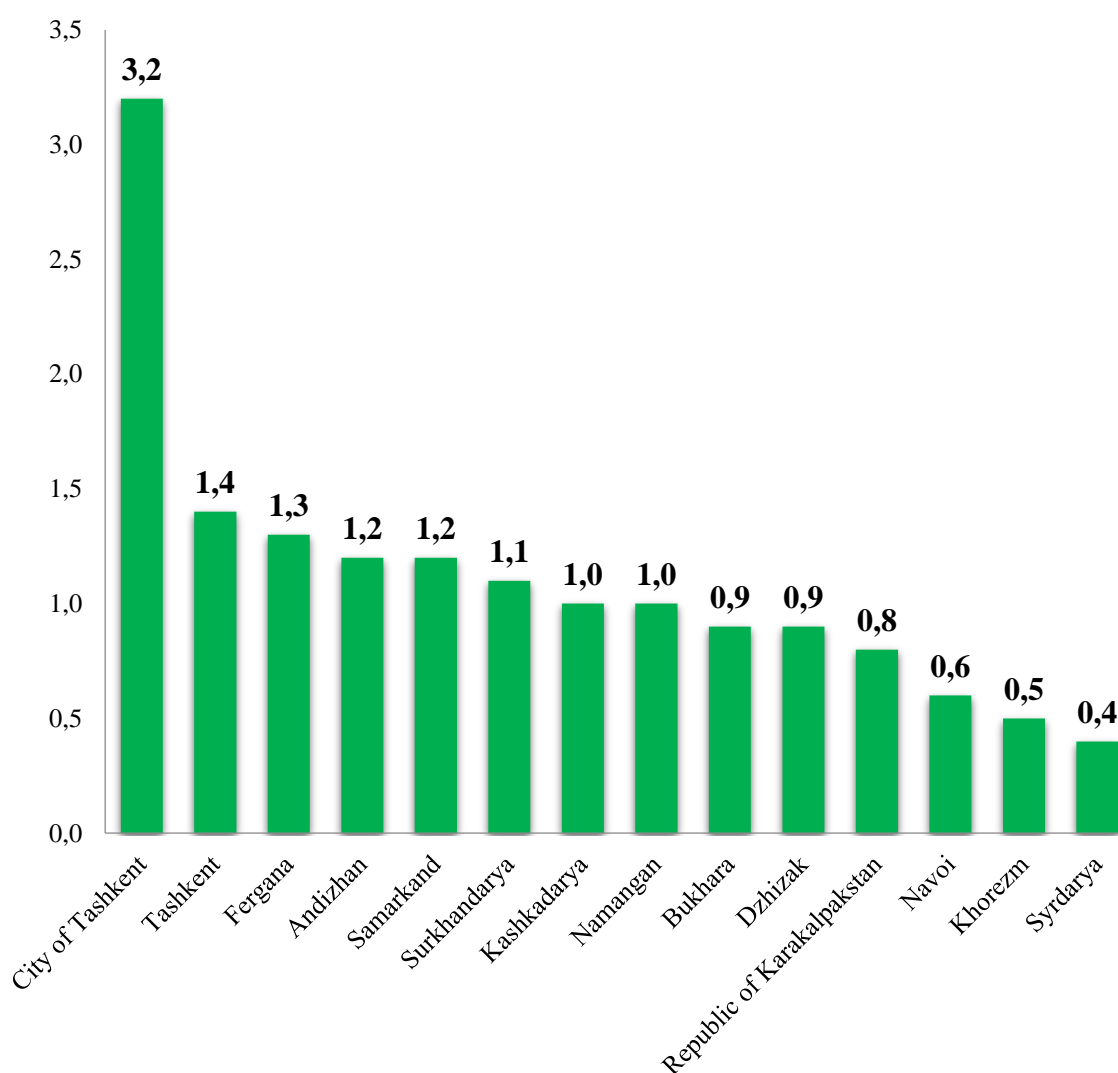
As of April 1, 2018 the number of operating commercial enterprises and organizations was 240,8 thousand, of which 70,8 thousand – private enterprises, 12,7 thousand – family enterprises, 150,2 thousand – limited liability companies, 0,6 thousand – joint-stock companies, 6,5 – other enterprises.

Distribution of operating legal persons according to Classification of organizational and legal arrangements, *thousands*



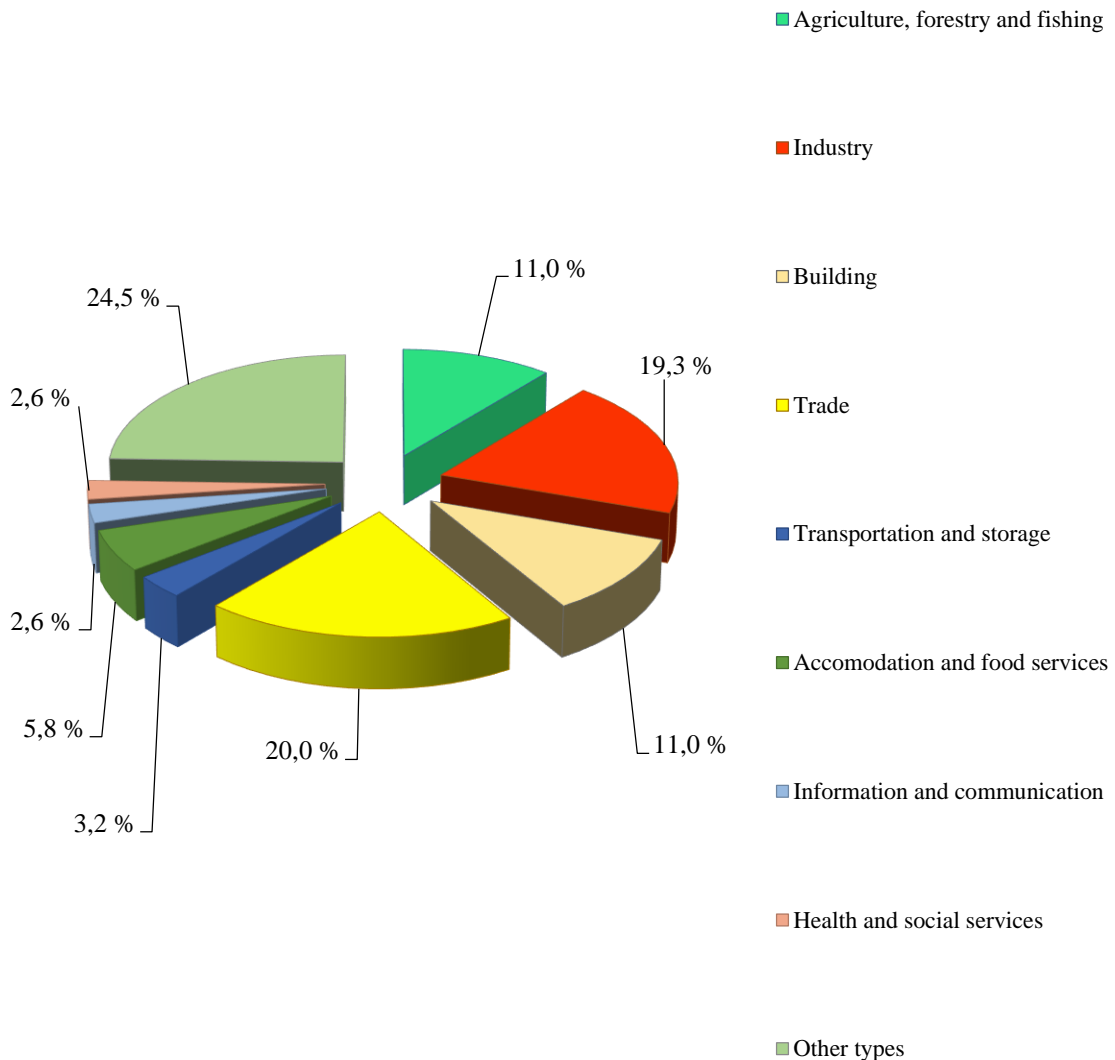
In January-March 2018 the number of newly established enterprises and organizations was 15,5 thousand or 10,3 percent more than in the same period of the last year. The largest part of newly created enterprises and organizations falls on Tashkent city (3,2 thousand), Tashkent region (1,4 thousand), Fergana region (1,3 thousand), Andijan region and Samarkand region (1,2 thousand per each) and the smallest one - on Syrdarya region (0,4 thousand), Khorezm region (0,5 thousand), Navoi region (0,6 thousand) and the Republic of Karakalpakstan (0,8 thousand).

Number of newly established enterprises and organizations by region, *thousands*



By economic activity of newly registered enterprises and organizations the share of trade – 20,0 percent, industry – 19,3 percent, construction and agriculture, forestry and fishing – 11,0 percent.

Share of newly established enterprises and organizations by economic activity, *percent*



As of April 1, 2018 the number of operating small business entities in the country was more than 238,5 thousand (excluding farm enterprises and dekhkan farms). This indicator is 7,4 percent higher than in the same period of the last year.

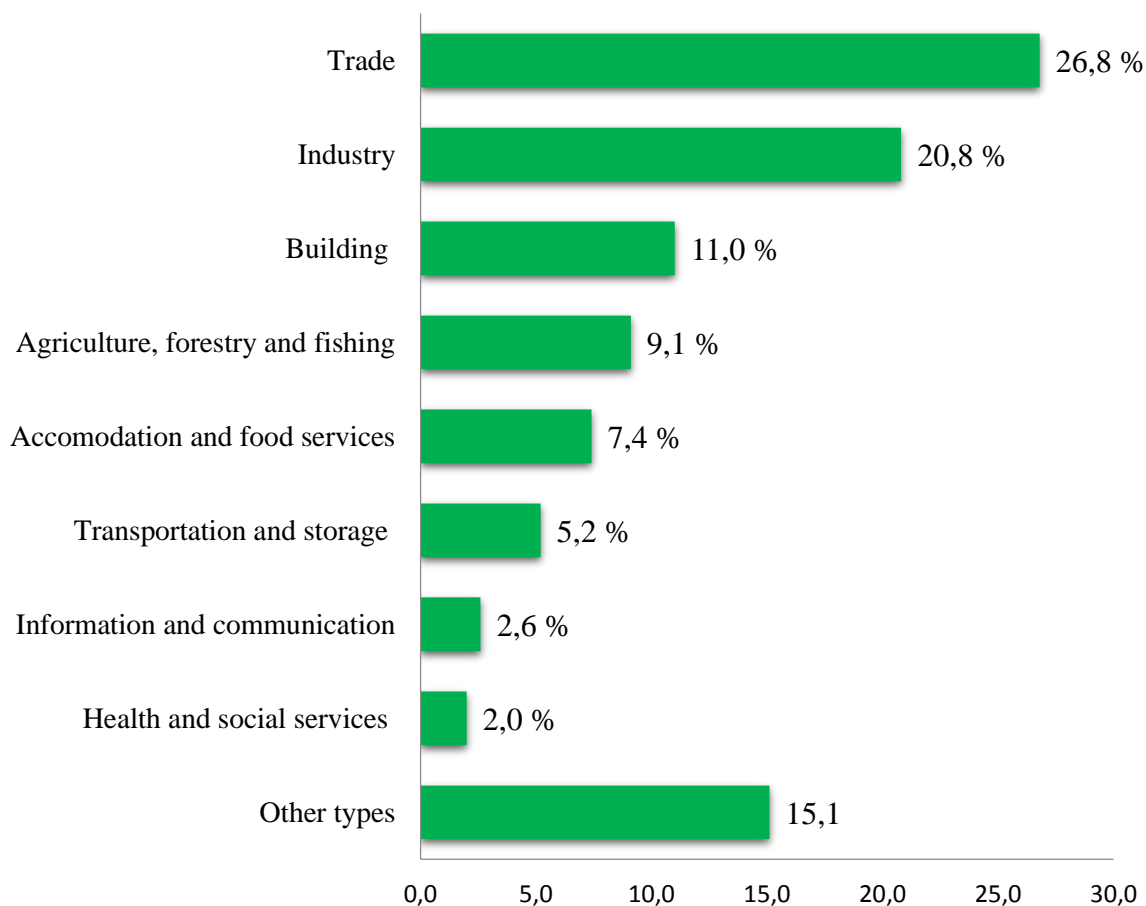
The main part of operating small business entities is in Tashkent city – 53,9 thousand (22,6 percent), Tashkent region – 22,8 thousand (9,6 percent), Fergana region – 21,1 thousand (8,9 percent) and Andijan region– 20,8 thousand (8,7 percent). The smallest part falls on Syrdarya region – 7,7 thousand (3,2 percent), Navoi region – 7,9 thousand (3,3 percent), Djizzak region – 10,0 thousand (4,2 percent), Khorezm region – 11,1 thousand (4,7 percent) and the Republic of Karakalpakstan – 11,0 thousand (4,6 percent).

Number of operating small business entities by region

	<i>As of April 1, 2017</i>		<i>As of April 1, 2018</i>	
	<i>thsd.</i>	<i>as % of total</i>	<i>thsd.</i>	<i>as % of total</i>
Republic of Uzbekistan	222,0	100,0	238,5	100,0
Republic of Karakalpakstan	10,1	4,6	11,0	4,6
<i>regions:</i>				
Andijan	22,5	10,1	20,8	8,7
Bukhara	12,2	5,5	13,1	5,5
Djizzak	8,9	4,0	10,0	4,2
Kashkadarya	14,3	6,4	14,9	6,2
Navoi	7,0	3,2	7,9	3,3
Namangan	15,5	7,0	16,2	6,8
Samarkand	15,2	6,9	16,8	7,0
Surkhandarya	10,1	4,5	11,2	4,7
Syrdarya	7,1	3,2	7,7	3,2
Tashkent	20,9	9,4	22,8	9,6
Fergana	18,9	8,5	21,1	8,9
Khorezm	10,8	4,9	11,1	4,7
Tashkent city	48,5	21,8	53,9	22,6

Out of operating small business entities (more than 238,5 thousand) by economic activity 63,8 thousand (26,8 percent) belongs to trade, 49,7 thousand (20,8 percent) – industry, 26,3 thousand (11,0 percent) – construction, 21,7 thousand (9,1 percent) - for agriculture, forestry and fishing, 17,7 thousand (7,4 percent) - accommodation and food service activities, 12,3 thousand (5,2 percent) - transportation and storage, 6,3 thousand (2,6 percent) - information and communication, 4,7 thousand (2,0 percent) - human health and social work activities, 36,0 thousand (15,1 percent) - other activities. It is thus seen that the main part of operating small business entities falls on industry and trade. The smallest share falls on human health and social work activities and information and communication.

**Share of operating small business entities
by economic activity, percent**

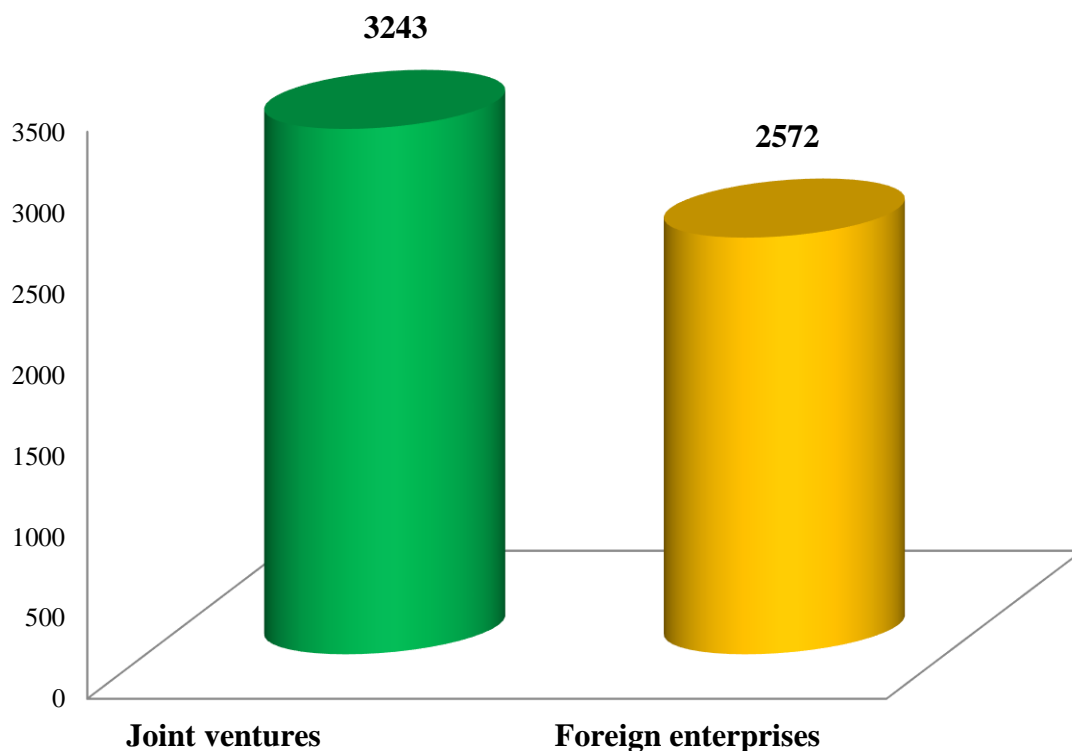


Due to insufficient work in the field to support small business entities the share of non-operating small businesses in the total number of registered enterprises remains relatively high in terms of efficient organization of their production activities. Thus, as of April 1, 2018 in Tashkent region the number of non-operating enterprises amounted to 3451 units or 13,2 percent of the total registered small businesses, and in Andijan region their number increased, as compared to the same period of 2017, by 174 units amounting to 1462 enterprises or 6,6 percent of the total registered.

In the reporting period 4,3 thousand enterprises and organizations were liquidated. Out of them 0,9 thousand (20,2 percent) was liquidated using procedures of voluntarily liquidation.

Enterprises with foreign capital. As of 1 April 2018 the number of operating enterprises with foreign capital was 5815 units. Compared to the previous year the growth of operating enterprises reached 13,3 percent or 683 units. Out of them joint ventures amount to 3243 units, foreign enterprises - 2572 units.

Number of joint ventures and foreign enterprises within the existing enterprises with foreign capital, units



The main part of enterprises with foreign capital falls on Tashkent city – 3785 (65,1 percent), Tashkent region – 631 (10,9 percent) and Samarkand region – 305 (5,2 percent). The smallest part falls on Khorezm region - 52 (0,9 percent), Kashkadarya region – 55 (0,9 percent), Navoi region - 65 (1,1 percent) and Surkhandarya region – 71 (1,2 percent). This indicates the need to strengthen joint work with foreign partners, develop and attract foreign investment in these regions.

Number and share of operating enterprises with foreign capital by region

	<i>units</i>	<i>as % of total</i>
Republic of Uzbekistan	5815	100,0
Republic of Karakalpakstan	87	1,5
<i>regions:</i>		
Andijan	177	3,0
Bukhara	97	1,7
Djizzak	90	1,6
Kashkadarya	55	0,9
Navoi	65	1,1
Namangan	105	1,8
Samarkand	305	5,2
Surkhandarya	71	1,2
Syrdarya	83	1,4
Tashkent	631	10,9
Fergana	212	3,7
Khorezm	52	0,9
Tashkent city	3785	65,1

Out of the 5815 operating enterprises with foreign capital by economic activity 2511 (43,2 percent) belong to industry, 1142 (19,7 percent) - trade, 343 (5,9 percent) - construction, 227 (3,9 percent) - accommodation and food service activities, 187 (3,2 percent) - agriculture, forestry and fishing, 171 (2,9 percent) - transportation and storage, 141 (2,4 percent) - information and communication, 82 (1,4 percent) - human health and social work activities, 1011 (17,4 percent) - other activities. From this it can be seen that the most part of operating enterprises with foreign capital falls on industry and trade. The smallest share falls on human health and social work activities and information and communication.

**Number and share of operating enterprises with foreign capital
by economic activity**
(as of April 1, 2018 zoda)

	<i>units</i>	<i>as % of total</i>
Total	5815	100,0
<i>of which:</i>		
agriculture, forestry and fishing	187	3,2
industry	2511	43,2
construction	343	5,9
trade	1142	19,7
transportation and storage	171	2,9
accommodation and food service activities	227	3,9
information and communication	141	2,4
human health and social work activities	82	1,4
other	1011	17,4

According to the results of January-March 2018, 387 enterprises with foreign capital were newly established in the republic. In comparison with the previous year the growth in the number of operating enterprises increased by 2,2 times and amounted to 208 units, while the number of enterprises with capital of the residents of the Russian Federation amounted to 76 enterprises, Turkey - 59, Kazakhstan - 55, China - 54 and the Republic of Korea - 35. Residents of Afghanistan, India, Germany, Ukraine, Azerbaijan, etc. also showed interest in joint activities in 2018.

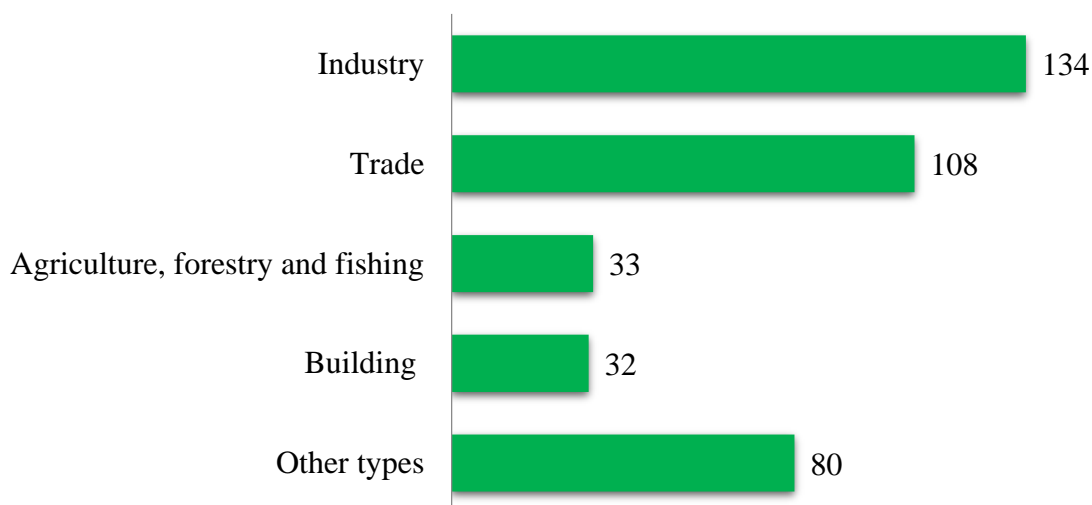
The main part of newly established enterprises with foreign capital (387) falls on Tashkent city (249), Tashkent region (41), Samarkand region (27) and Fergana region (14). The smallest part of newly established enterprises with foreign capital falls on Khorezm region (1), Kashkadarya region (2) Andijan region (3), Namangan region and Navoi region (4 per each).

Number and share of newly established enterprises with foreign capital by region

	<i>units</i>	<i>as % of total</i>
Republic of Uzbekistan	387	100,0
Republic of Karakalpakstan	8	2,1
<i>regions:</i>		
Andijan	3	0,8
Bukhara	7	1,8
Djizzak	11	2,9
Kashkadarya	2	0,5
Navoi	4	1,0
Namangan	4	1,0
Samarkand	27	7,0
Surkhandarya	12	3,1
Syrdarya	4	1,0
Tashkent	41	10,6
Fergana	14	3,6
Khorezm	1	0,3
Tashkent city	249	64,3

The main part of newly established enterprises with foreign capital falls on industry (134), trade (108), agriculture, forestry and fishing (33), construction (32) and other activities (80).

Number of newly established enterprises with foreign capital by economic activity, units



Along with this, the potential for expanding the volume of attracting foreign direct investment is not fully utilized and the unevenness of their attraction in certain regions remains unchanged. So, in six regions of the republic there are no enterprises with foreign investments, including in Alat, Zafarabad, Tamdin, Baysun, Kizirik and Mirishkor districts. At the same time, as of April 1, 2018, 179 enterprises with foreign investments remain inactive, including Tashkent city (57), Tashkent region (71), Samarkand region (11), Namangan region (8) and Andijan region (7).

Family enterprises. As of April 1, 2018 the number of family enterprises that passed state registration as a legal entity was 13275, of which 12695, or 95,6 percent are active. This shows that compared to the previous year their growth averaged 28,1 percent.

Growth dynamics of family enterprises, units

