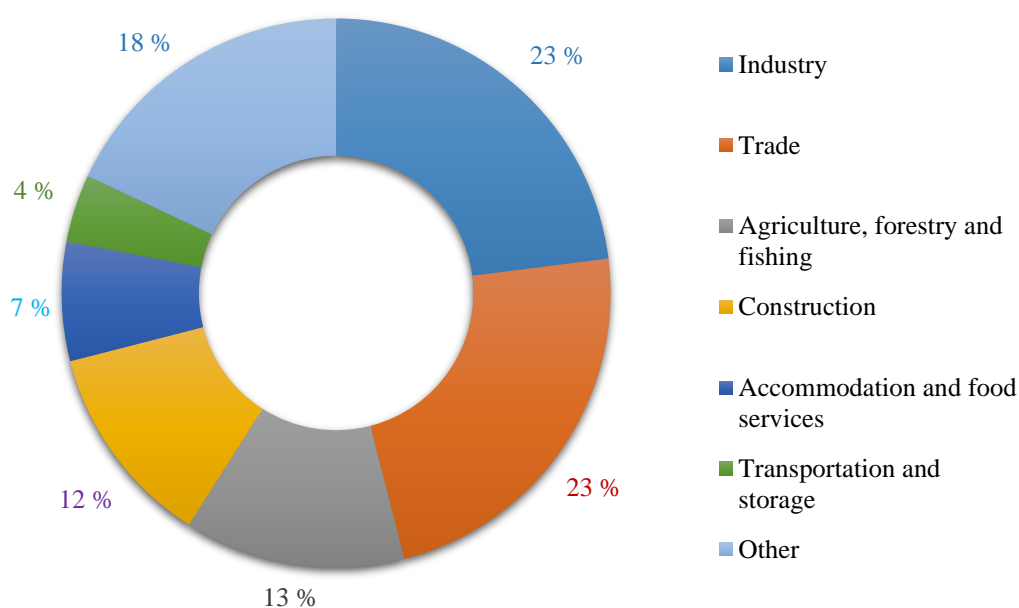


VIII. SMALL BUSINESS

In January-March of the current year 13,2 thousand new small enterprises and micro-firms (without dekhkan farms and farm enterprises) were newly created, which is 3,1 percent less than in the same period of 2017.

The largest number of small enterprises and micro-firms was created in industries (23 percent), trade (23 percent), agriculture, forestry and fishing (13 percent), construction (12 percent), accommodation and food services (7 percent), transportation and storage (4 percent).

Share of newly created small enterprises and micro-firms by economic activity in January-March 2018



In January-March 2018 small business entities:

- produced industrial products to the amount of 12796,7 billion soums (28,8 percent of total industrial output) or 102,8 percent to the level of January-March 2017;
- utilized 5358,6 billion soums of investments (31,8 percent of total utilized investments) or 110,9 percent to the level of January-March 2017;
- performed construction work to the amount of 5662,8 billion soums (61,2 percent of total construction work) or 104,3 percent to the level of January-March 2017;

– produced (rendered) services to the amount of 17661,9 billion soums (55,3 percent of total services) or 96,5 percent to the level of January-March 2017;

– formed 87,2 percent of the total retail trade turnover, which amounted to 23606 billion soums (growth by 0,3 percent);

– exported products (goods and services) to the amount of USD 1213,3 million (29,7 percent of total exports), which is USD 437,6 million (56,4 percent) more than in 2017;

– ensured the growth of freight turnover of motor transport by 4,0 percent (76,2 percent of total freight turnover);

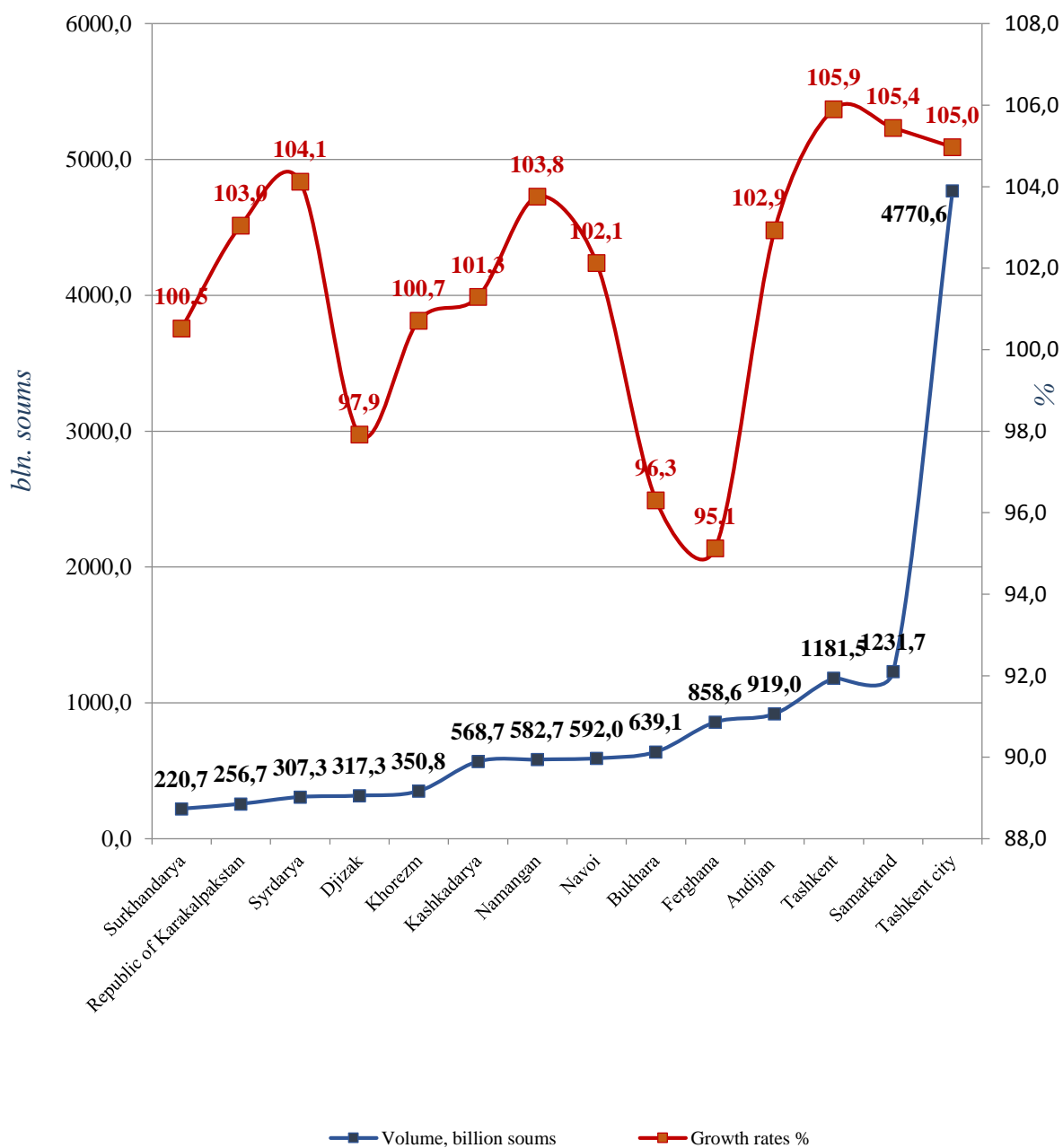
– ensured the growth of passenger turnover by 2,7 percent (94,6 percent of total passenger turnover);

Share of small business (percent of total)

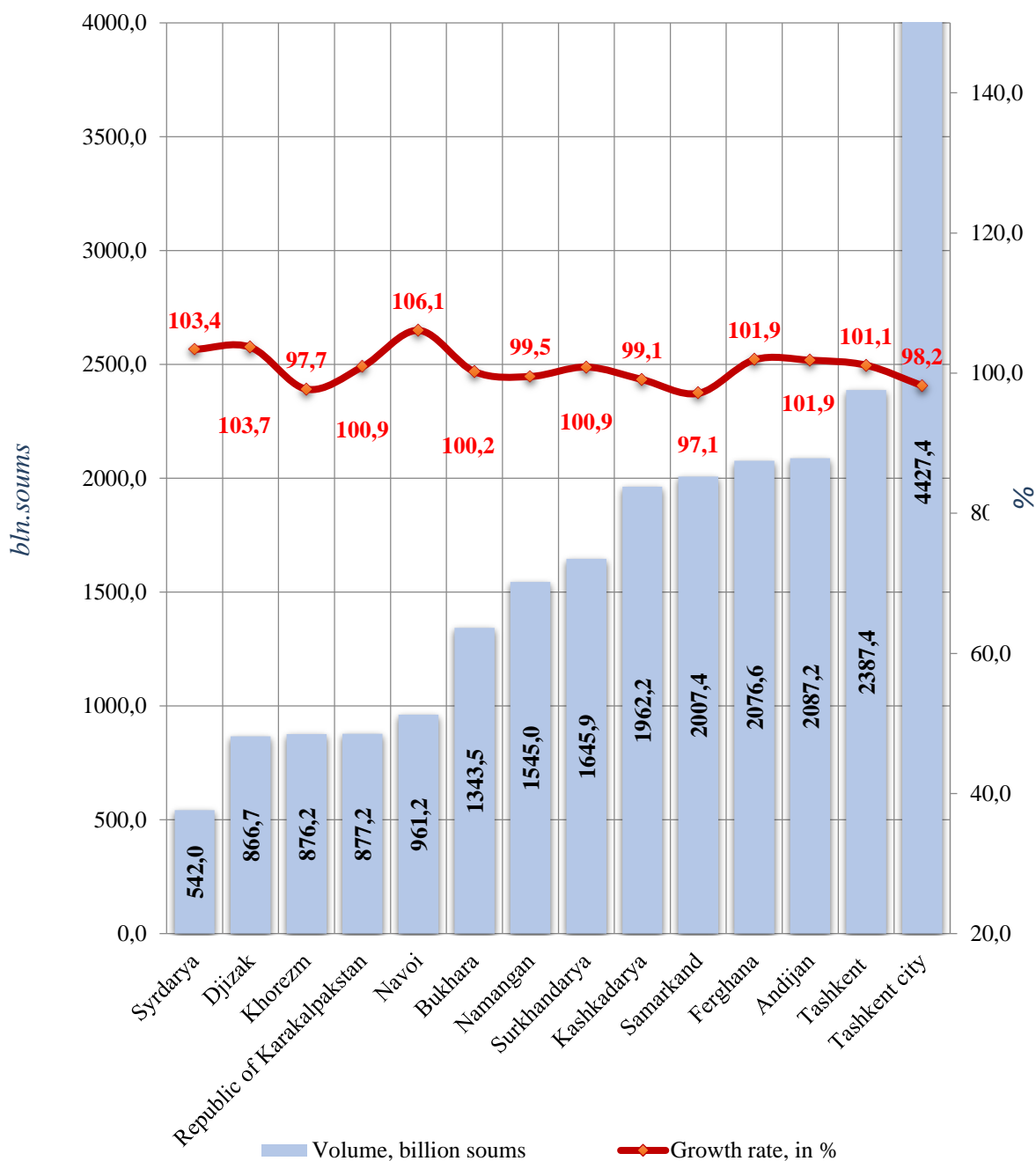


At the regional level the largest volume of industrial production belongs to Tashkent city (4770,6 billion soums), Samarkand region (1231,7 billion soums) and Tashkent region (1181,5 billion soums).

Volume and growth rates of industrial production of small business by region in January-March 2018

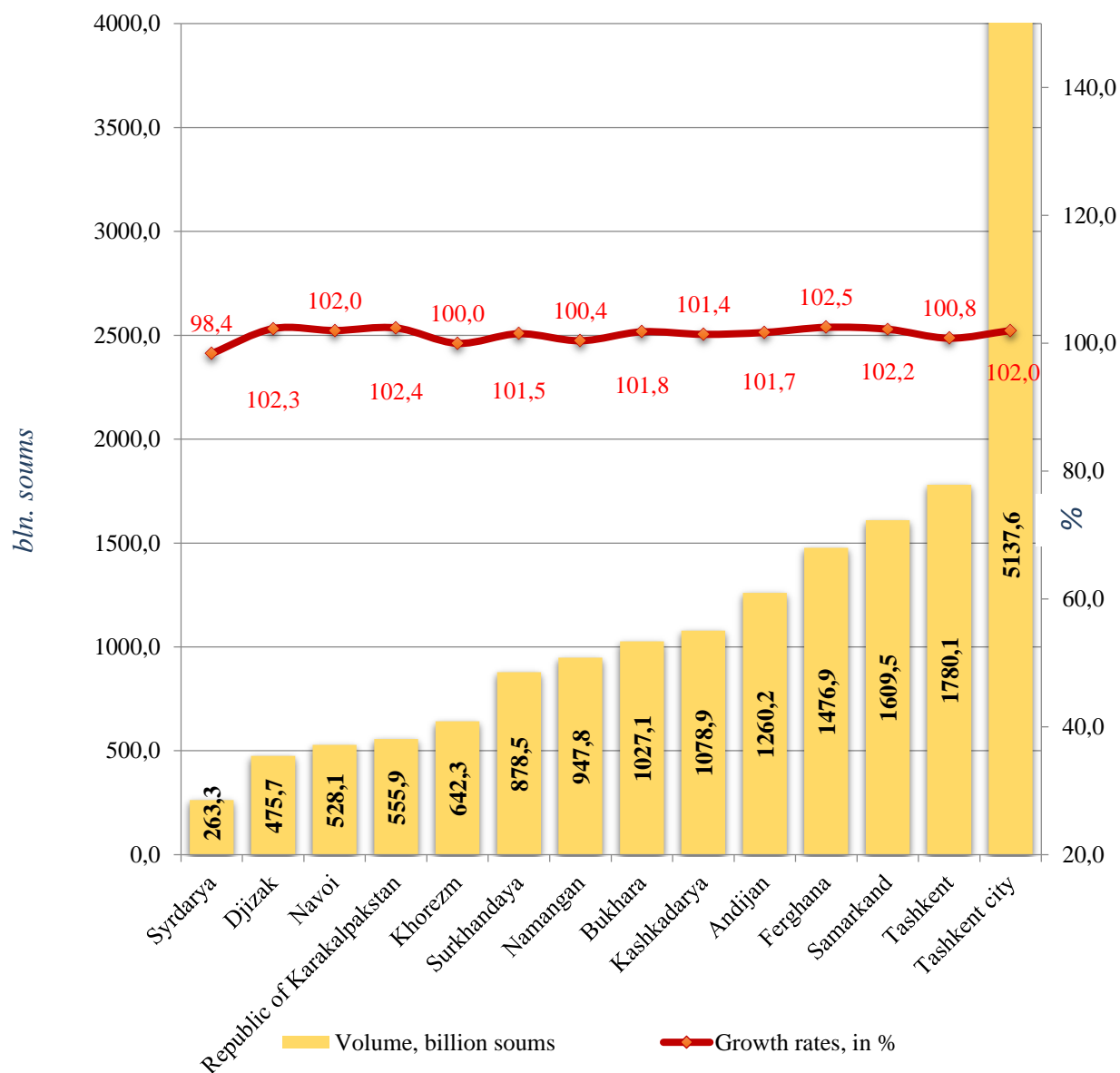


**Volume and growth rates of retail trade turnover of
small business by region
in January-March 2018**



At the regional level the largest volume of retail trade turnover belongs to Tashkent city (4,427,4 billion soums), Tashkent region (2387,4 billion soums), Andijan region (2087,2 billion soums).

**Volume and growth rates of small business
in the service sector by region in January-March 2018**



At the regional level the largest volume of services falls on Tashkent city (5137,6 billion soums), Tashkent region (1780,1 billion soums) and Samarkand region (1609,5 billion soums).

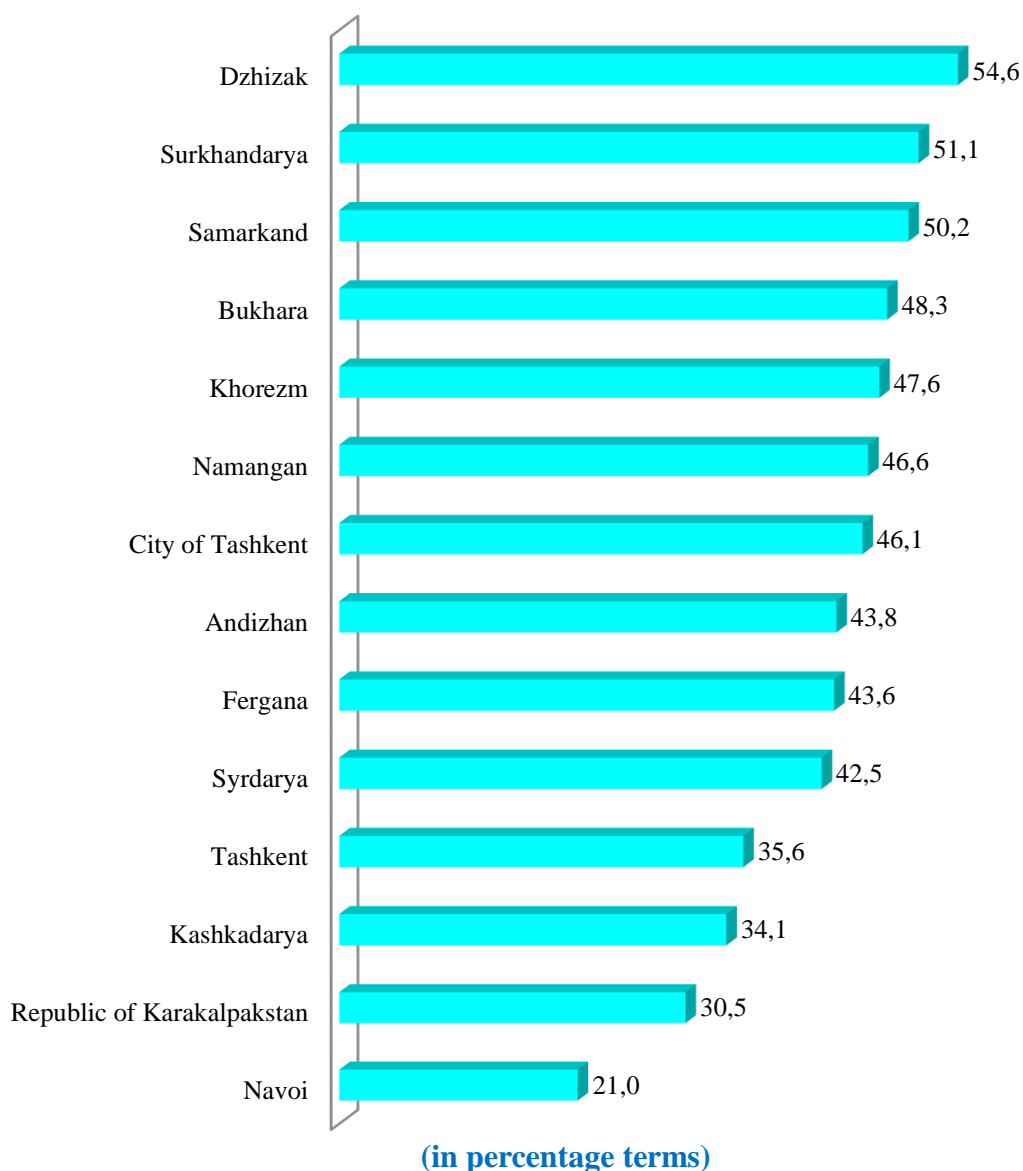
**Share of small business by region
in January-March 2018, percent**

	<i>Industry</i>	<i>Construction</i>	<i>Services</i>
Republic of Uzbekistan	28,8	61,2	55,3
Republic of Karakalpakstan	11,8	87,0	59,1
<i>regions:</i>			
Andijan	20,9	97,1	73,1
Bukhara	33,6	73,3	74,2
Djizzak	48,7	98,8	72,0
Kashkadarya	17,4	86,0	71,3
Navoi	11,3	69,6	64,0
Namangan	57,9	96,1	71,7
Samarkand	53,2	96,6	74,8
Surkhandarya	32,5	87,2	73,8
Syrdarya	32,0	96,2	63,9
Tashkent	16,6	82,8	74,8
Fergana	31,0	94,3	74,9
Khorezm	27,5	91,9	69,3
Tashkent city	67,1	68,9	50,6

At the regional level the largest share of small business in industry falls on Tashkent city (67,1 percent), Namangan region (57,9 percent) and Samarkand region (53,2 percent), in services - on Fergana region (74,9 percent), Samarkand region and Tashkent region (74,8 percent), Bukhara region (74,2 percent), Surkhandarya region (73,8 percent), Andijan region (73,1 percent), in construction - on Djizzak region (98,8 percent), Andijan region (97,1 percent), Samarkand region (96,6 percent) and Namangan region (96,1 percent).

In January-March 2018 the share of small business in GDP was 34,3 percent (39,6 percent in January-March 2017). The decrease is due to the increase in the share of large enterprises in the GDP structure.

Share of small business in GRP in January-March 2018, percent



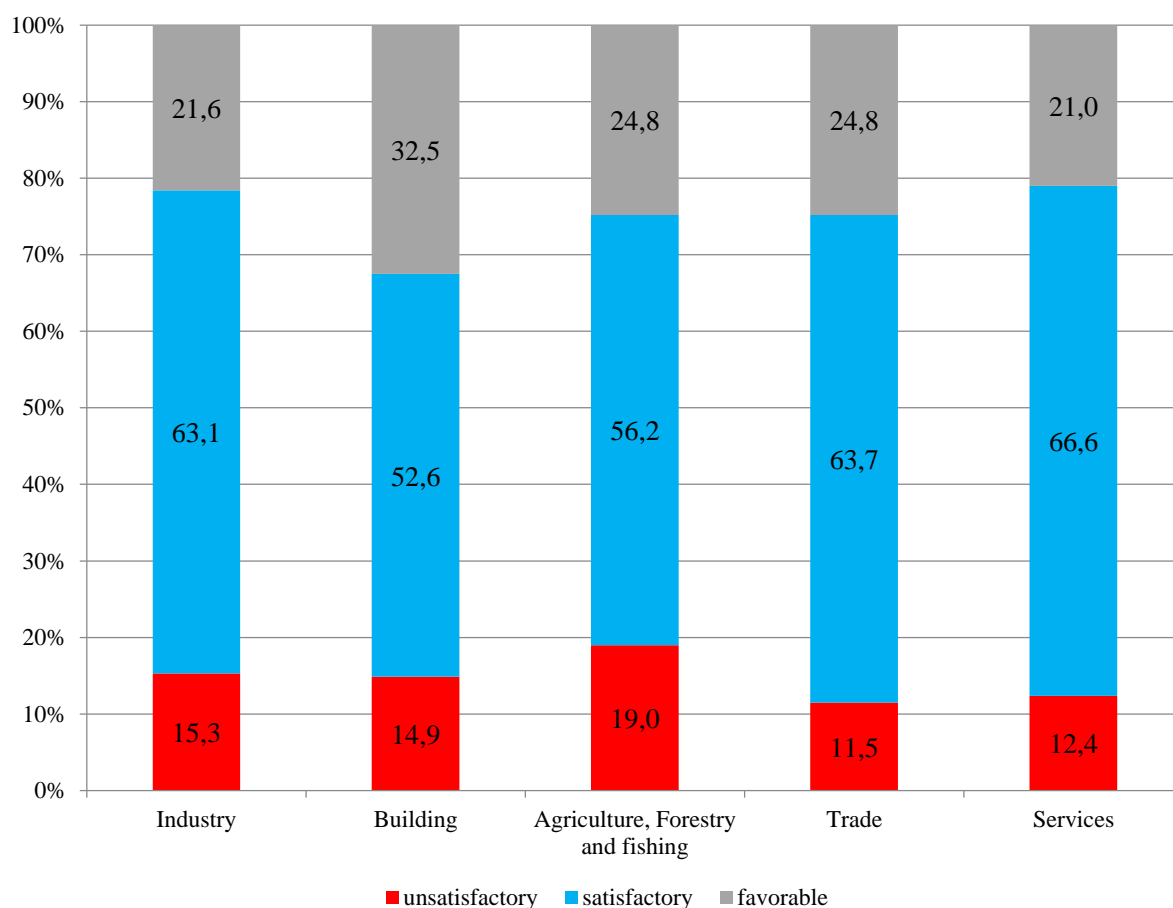
At the regional level the largest share of small business in the GRP falls on Djizzak region (54,6 percent), Surkhandarya region (51,1 percent), Samarkand region (50,2 percent) and Bukhara region (48,3 percent). In Navoi region this indicator remains low and is equal to 21,0 percent.

Based on the results of the first quarter of 2018 a sample survey on the economic activity of newly created small enterprises and micro-firms was conducted. More than 950 respondents took part in it.

According to the survey in construction 32,5 percent of enterprises consider the economic situation to be favorable, 52,6 percent - satisfactory, in trade - 24.8 percent and 63.7 percent, in services – 21,0 percent and 66,6 percent, in agriculture, forestry and fishing – 24,8 percent and 56,2 percent, in industry – 21,6 percent and – 63,1 percent respectively.

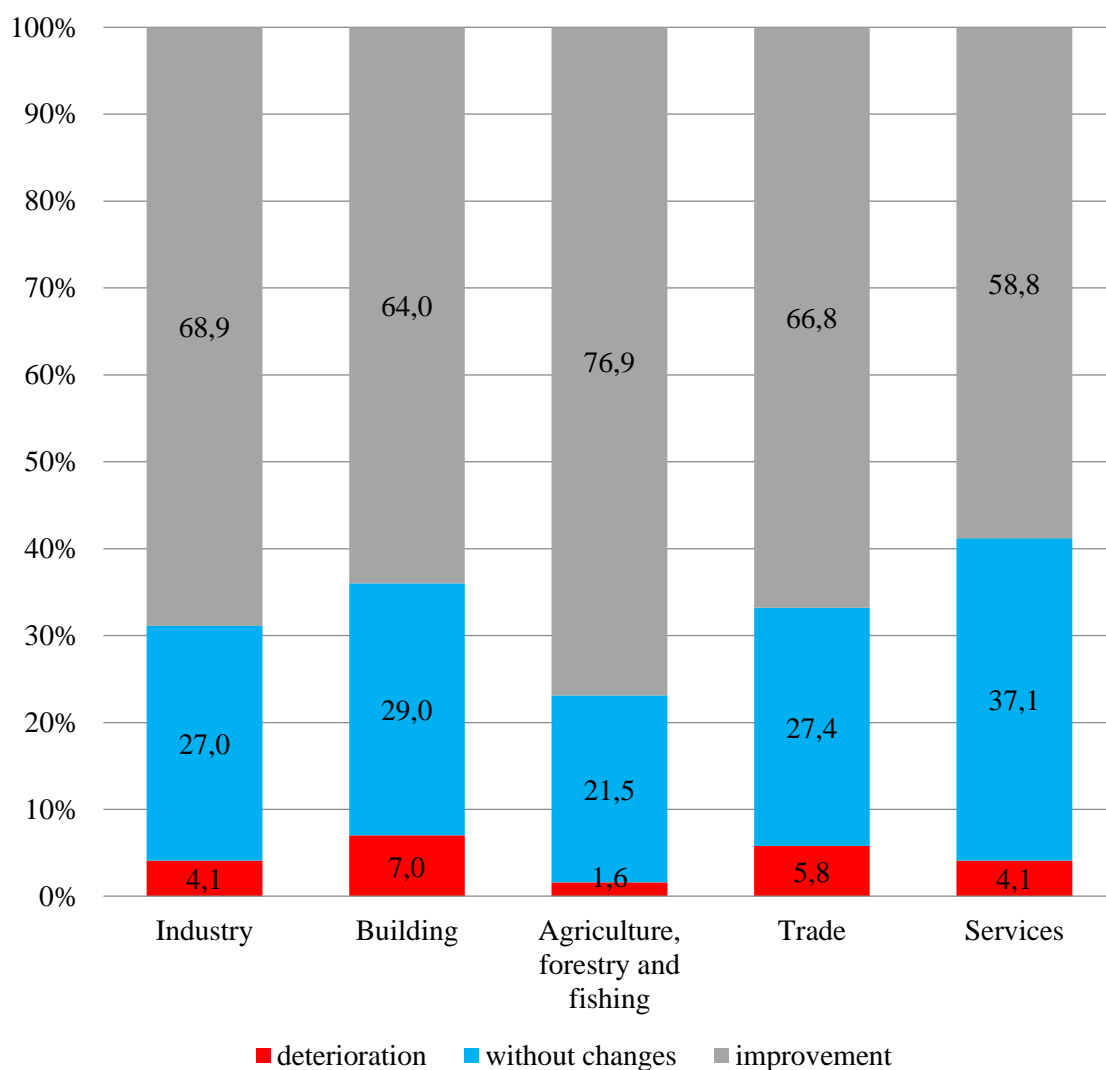
The number of pessimists regarding the assessment of the current economic situation in construction is 14,9 percent, trade – 11,5 percent, agriculture, forestry and fishing – 19,0 percent, services – 12,4 percent, industry – 15,3 percent.

Assessment of the economic situation in the first quarter 2018



68,9 percent of enterprises in industry, 66,8 percent in trade, 58,8 percent in services, 76,9 percent in agriculture, forestry and fishing and 64,0 percent in construction look forward to **improvement the economic situation** during the following three months.

Assessment of prospects for changing economic situation during the following three months



An analysis of the results of the survey of newly created small enterprises and micro-firms shows that the measures taken to improve the business environment in entrepreneurship contribute to the respondents' confidence in the positive assessment of the economic situation in the short term.