

CONSUMER MARKET

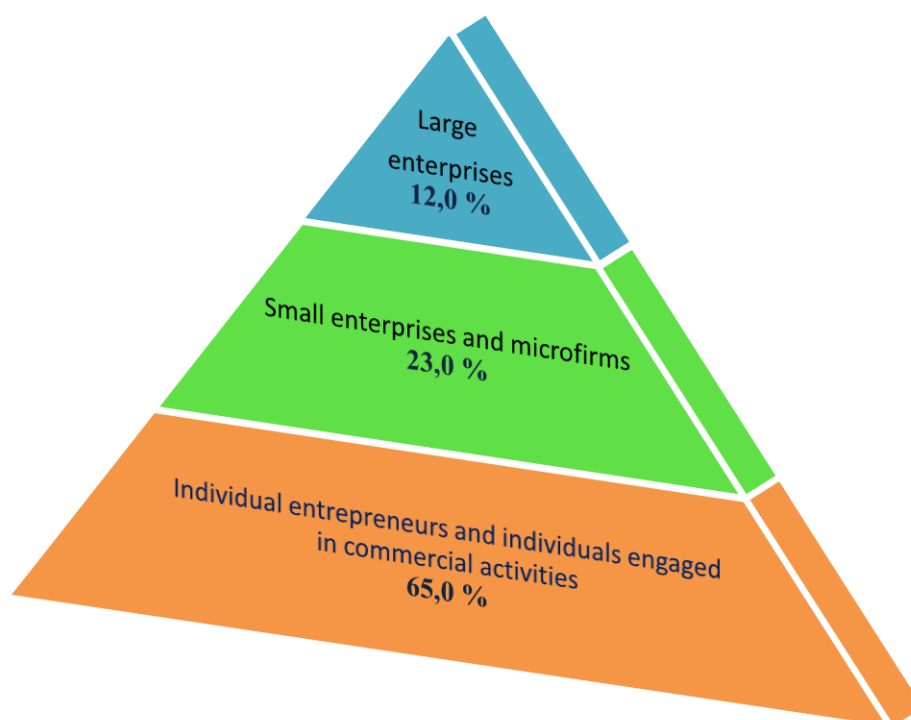
In January-June of 2018, the volume of retail trade turnover was 62806.1 billion soums, or 104.1% of the level of the same period in 2017.

The turnover of retail trade of large enterprises has increased by 18.5% and amounted to 7,552.5 billion soums, in the structure of retail trade - 12.0%.

The turnover of small enterprises and microfirms increased by 4.2% and reached 14422.3 billion soums, the share of sales in the total turnover of retail trade was 23.0%.

Out of the total turnover of individual entrepreneurs and physical persons, the sale of goods in trade amounted to 40831.3 billion soums, or 1.7% more than the level of the same period in 2017. The share of this sector in the total volume of trade amounted to 65.0%.

Structure of retail trade (January-June 2018)



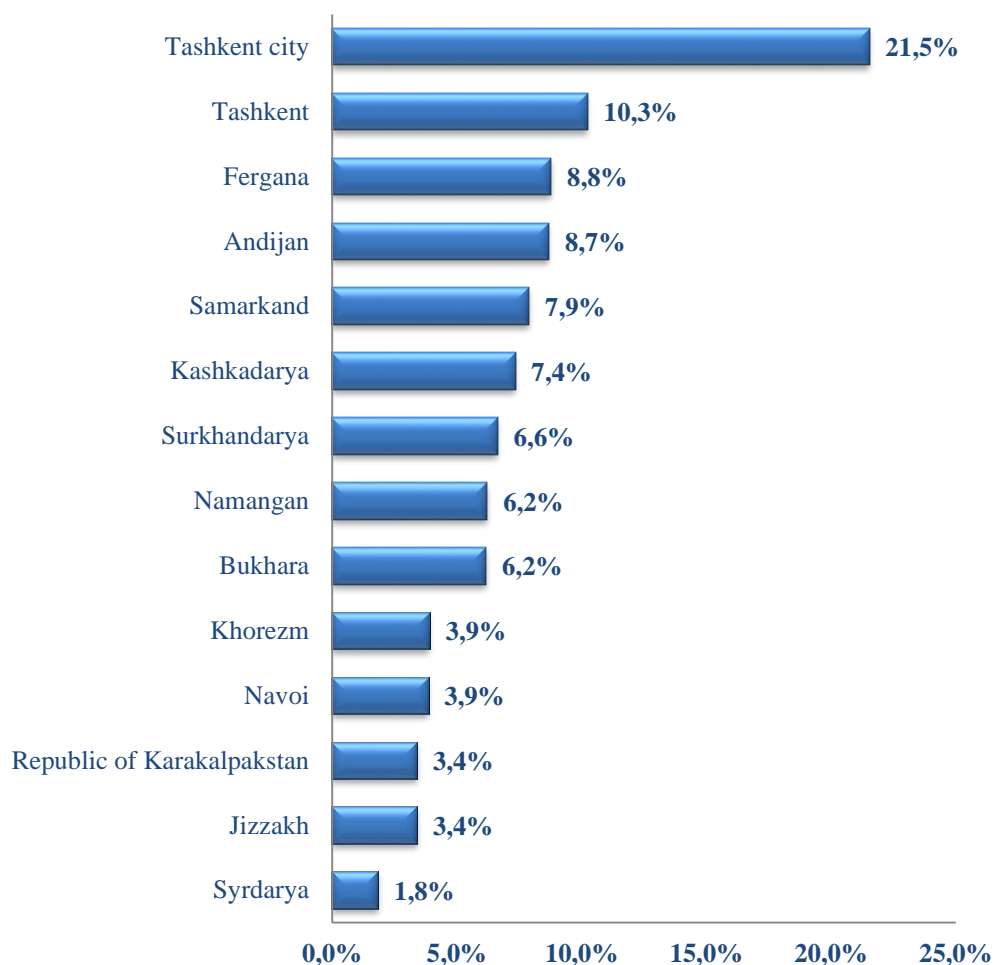
The structure of retail turnover by state and non-state sectors for January-June 2018 is characterized by the following data.

State property - 113.0 billion soums, or 110.2% of the level of the same period in 2017, the share of total was 0.18%.

Non-state ownership - 62693.1 billion soums, or 104.1% to the level of the same period in 2017, the specific weight of the total volume was 99.82%.

The highest share in the total volume of retail trade turnover was registered in Tashkent city and amounted to 21.5%, Tashkent region - 10.3%, Fergana - 8.8%, Samarkand - 8.7% and Andijan - 7.9%, The lowest share in the Syrdarya region - 1.8%, the Republic of Karakalpakstan - 3.4%, Jizzakh region - 3.4%.

**Specific weight to the total retail turnover
in the context of territories, %**



The volume of retail turnover of food enterprises amounted to 1781.4 billion soums, or increased by 10.5%. The share of turnover of food enterprises in the total turnover of retail trade amounted to 2.8%.

The highest share in the total amount of public catering was registered in Tashkent and amounted to 41.2%, Tashkent region - 11.2%, Bukhara - 8.0%, the lowest proportion - in the Syrdarya region - 1.0% Jizzakh region - 2.0% and Khorezm region - 2.2%.

In January-June of 2018, the growth rate of retail trade turnover for large trading enterprises amounted to 118.5%. The largest increase was noted in Samarkand (by 55.2%), Bukhara (by 51.2%), Andijan (by 40.8%), Khorezm (by 35.8%), Kashkadarya (by 27.1%) and Jizzakh (by 27.1%) regions.

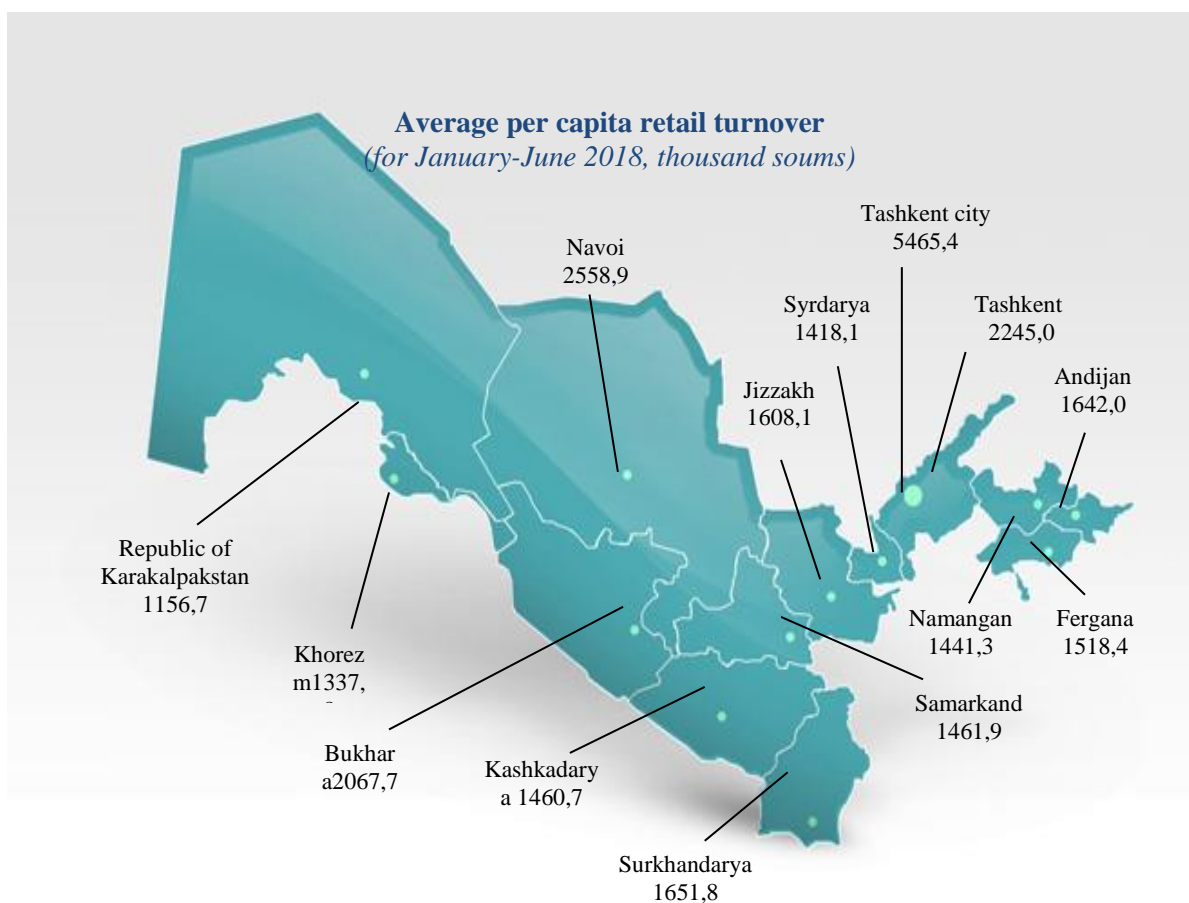
Retail turnover
(including public catering)

	<i>Total</i>	<i>Per capita</i>
--	--------------	-------------------

	<i>billion.soum</i>	<i>% to January- June 2017</i>	<i>billion.soum</i>	<i>% to January- June 2017</i>
Republic of Uzbekistan	62 806,1	104,1	1 916,1	102,3
Republic of Karakalpakstan	2 137,4	103,7	1 156,7	102,3
<i>regions:</i>				
Andijan	4 962,0	103,6	1 642,0	101,8
Bukhara	3 878,5	105,1	2 067,7	103,6
Jizzakh	2 140,3	105,9	1 608,1	103,9
Kashkadarya	4 618,4	102,5	1 460,7	100,5
Navoi	2 460,1	103,7	2 558,9	102,1
Namangan	3 905,8	104,9	1 441,3	103,1
Samarkand	5 462,5	104,1	1 461,9	102,1
Surkhandarya	4 172,5	103,6	1 651,8	101,4
Syrdarya	1 161,3	104,9	1 418,1	103,2
Tashkent	6 440,8	103,2	2 245,0	102,0
Fergana	5 515,9	103,7	1 518,4	102,1
Khorezm	2 421,6	105,4	1 337,8	103,7
Tashkent city	13 529,0	104,1	5 465,4	102,3

Retail turnover, including turnover of food enterprises, per capita increased by 2.3% and amounted to 1916.1 thousand soums (in January-June of 2017 - 1543.4 thousand soums). The highest average per capita turnover was registered in Tashkent (5465.4

thousand soums), Navoi (2558.9 thousand soums) and Tashkent regions (2,245,0 thousand soums), the lowest - in the Republic of Karakalpakstan (1156,7 thousand soums), Khorezm (1337,8 thousand soums) and Syrdaryya regions (1418.1 thousand soums).



In January-June of 2018, the volume of wholesale trade amounted to 26771,9 billion soums, or 107,3% to the level of the same period of 2017.

Turnover of wholesale trade of large enterprises increased by 5.9% and amounted to 8466.1 billion soums, in the structure of wholesale trade - 31.6%.

Despite the increase in the total volume of wholesale turnover of large enterprises compared with last year, there is a decrease in turnover in some regions.

In particular, wholesale turnover for large enterprises was equal to: in Kashkadarya region - 87.5% and in Samarkand region - 97.2%.

Turnover of small enterprises and microfirms increased by 8.0% and reached 18305.8 billion soums, the share of sales in the total turnover of wholesale trade was 68.4%.

Wholesale turnover

	<i>billion. soum</i>	<i>The share, %</i>	<i>% to January-June 2017</i>
Republic of Uzbekistan	26 771,9	100,0	107,3
Republic of Karakalpakstan	523,2	2,0	100,6
<i>regions:</i>			
Andijan	907,4	3,4	101,2
Bukhara	1 053,4	3,9	105,0
Jizzakh	613,7	2,3	151,8
Kashkadarya	1 122,5	4,2	87,5
Navoi	797,2	3,0	191,1
Namangan	1 022,4	3,8	118,4
Samarkand	1 955,4	7,3	97,2
Surkhandarya	785,9	2,9	105,5
Syrdarya	634,2	2,4	106,7
Tashkent	3 050,6	11,4	107,1
Fergana	1 589,8	5,9	100,1
Khorezm	562,7	2,1	112,8
Tashkent city	12 153,5	45,4	107,1