

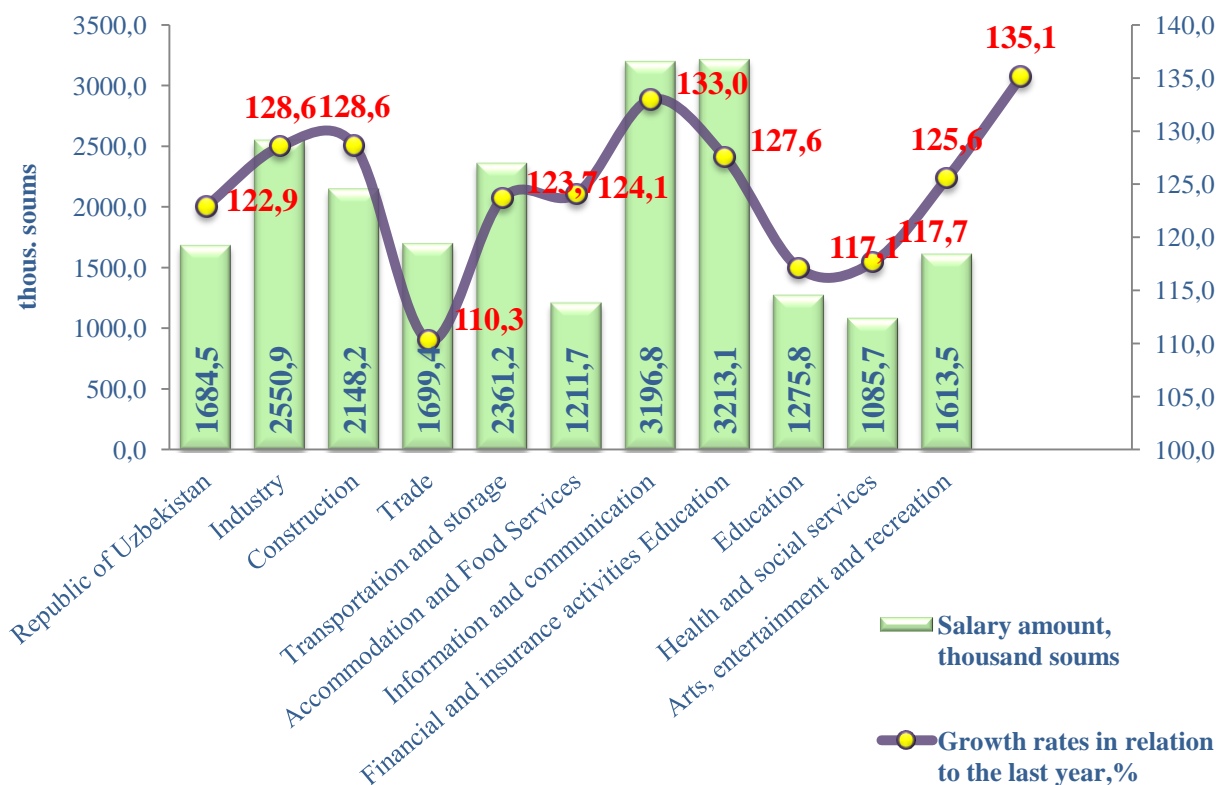
XV. AVERAGE MONTHLY NOMINAL ASSESSED WAGES

Average monthly nominal accrued wages¹ employees in September 2018 amounted to 1 953.5 thousand soums and increased, compared with September 2017, by 26.1 %. On average, in January-September 2018, the average wage amounted to 1,684.5 thousand soums and, compared with January-September 2017, increased by 22.9 %.

High growth compared with the corresponding period last year was observed in such economic activities as information and communication (by 33.0 %), industry (by 28.6 %), construction (by 28.6 %), financial and insurance activity (by 27.6 %).

A high level of average wages was recorded for such types of economic activity as finance and insurance activities - 3213.1 thousand soums (90.7 % higher than the average wage in the republic), information and communication - 3196.8 thousand. soums (by 89.8 %), industry - 2550.9 thousand soums (by 51.4 %), transportation and storage - 2361.2 thousand soums (by 40.2 %), construction - 2148.2 thousand soums (by 27.5 %).

Average monthly nominal accrued wages of employees by types of economic activity
(January-September 2018; thousand soums)



¹ Hereinafter, these are preliminary, without the wages of workers of small business and agriculture, taking into account the adjustments

Real wages in January-September 2018 amounted to 1425.1 thousand soums and, compared with January-September 2017, increased by 4.0 %.

Average monthly nominal accrued wages of employees by types of economic activity

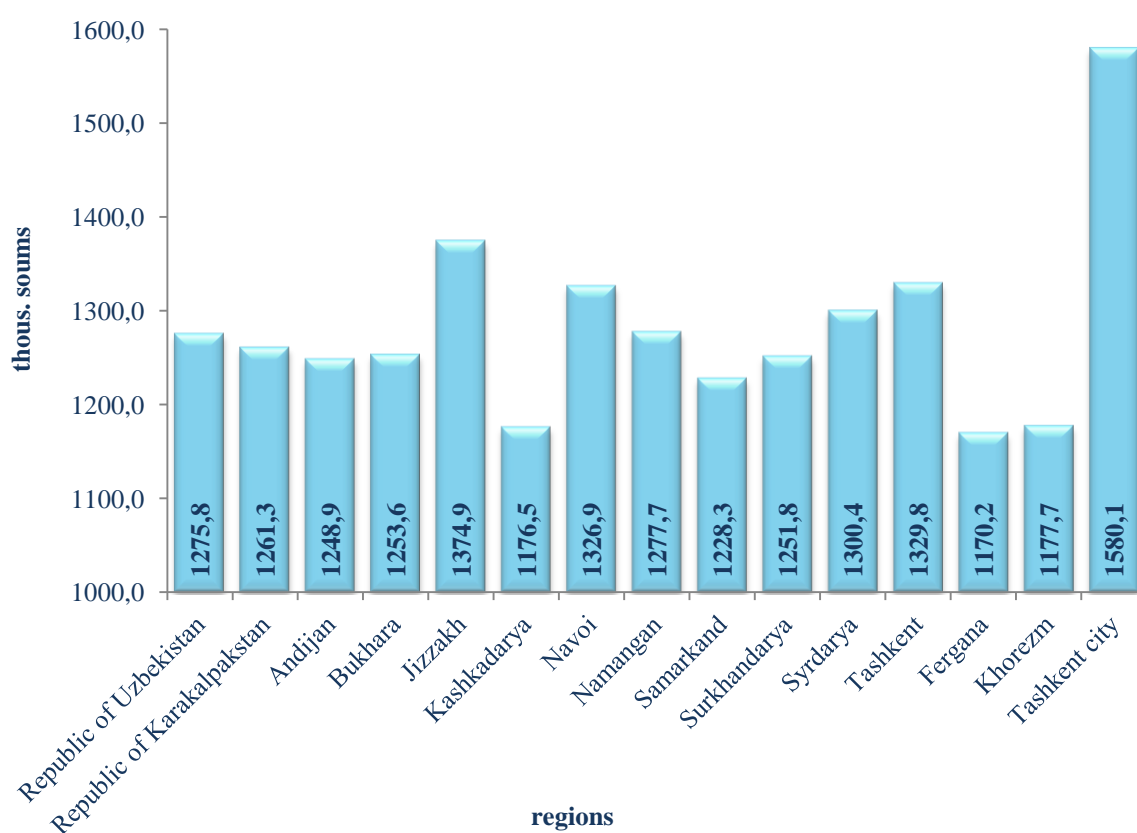
(thousand soums)

	<i>January-September</i>		<i>Relation to the average republican level, %</i>	
	<i>2017</i>	<i>2018</i>	<i>2017</i>	<i>2018</i>
The republic	1370.6	1684.5	100.0	100.0
<i>including:</i>				
industry	1984.3	2550.9	144.8	151.4
construction	1670.1	2148.2	121.9	127.5
trade	1540.8	1699.4	112.4	100.9
transportation and storage	1909.2	2361.2	139.3	140.2
accommodation and food services	976.5	1211.7	71.2	71.9
information and communication	2404.1	3196.8	175.4	189.8
banking, insurance, leasing, credit and intermediary activities	2518.6	3213.1	183.8	190.7
education	1089.5	1275.8	79.5	75.7
health and social services	922.8	1085.7	67.3	64.4
art, entertainment and recreation	1285	1613.5	93.8	95.8
other activities	1175.6	1588.5	85.8	94.3

In January-September 2018, the average wage was formed in the amount of 210.4 USD and amounted to 63.3 % compared to January-September 2017. (The dollar exchange rate of the United States to the bag for January-September 2017 - 4124.04 soums for 1 dollar, for January-September 2018 - 8004.41 soums for 1 dollar).

In the field of education, the average monthly nominal accrued wages amounted to 1275.8 thousand soums and increased, compared to the same period of 2017, by 17.1 %.

Average monthly nominal accrued wages in education
(January-September 2018; without small businesses)

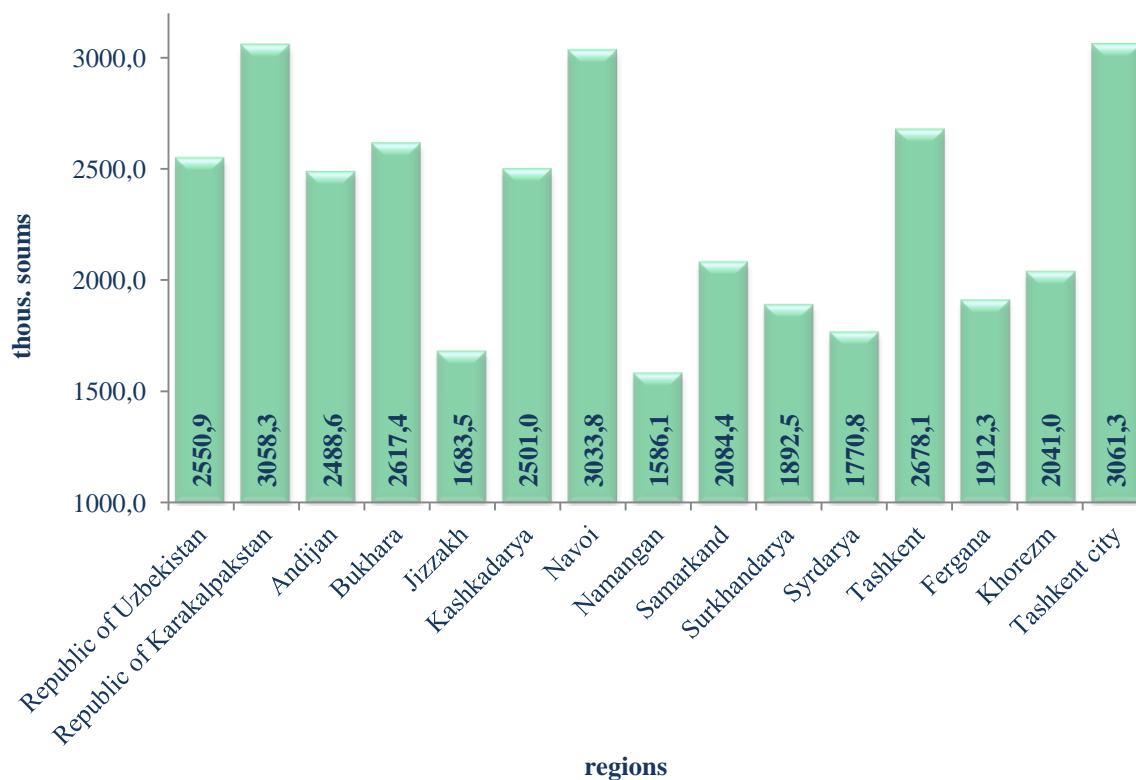


In education, if we consider the average monthly nominal wages in the context of the regions, the highest level is observed in the Tashkent city - 1580.1 thousand soums (123.9% of the national average), Jizzakh - 1374.9 thousand soums (107.8 %), Tashkent regions - 1329.8 thousand soums (104.2 %), below the national average this figure was formed in Ferghana - 1170.2 thousand soums (91.7 %), Kashkadaryya regions - 1176.5 thousand soums (92.2%).

In industry, the average monthly nominal accrued wages amounted to 2550.9 thousand soums and increased, compared to the same period of 2017, by 28.6 %.

Average monthly nominal accrued wages in industry

(January-September 2018; without small businesses)

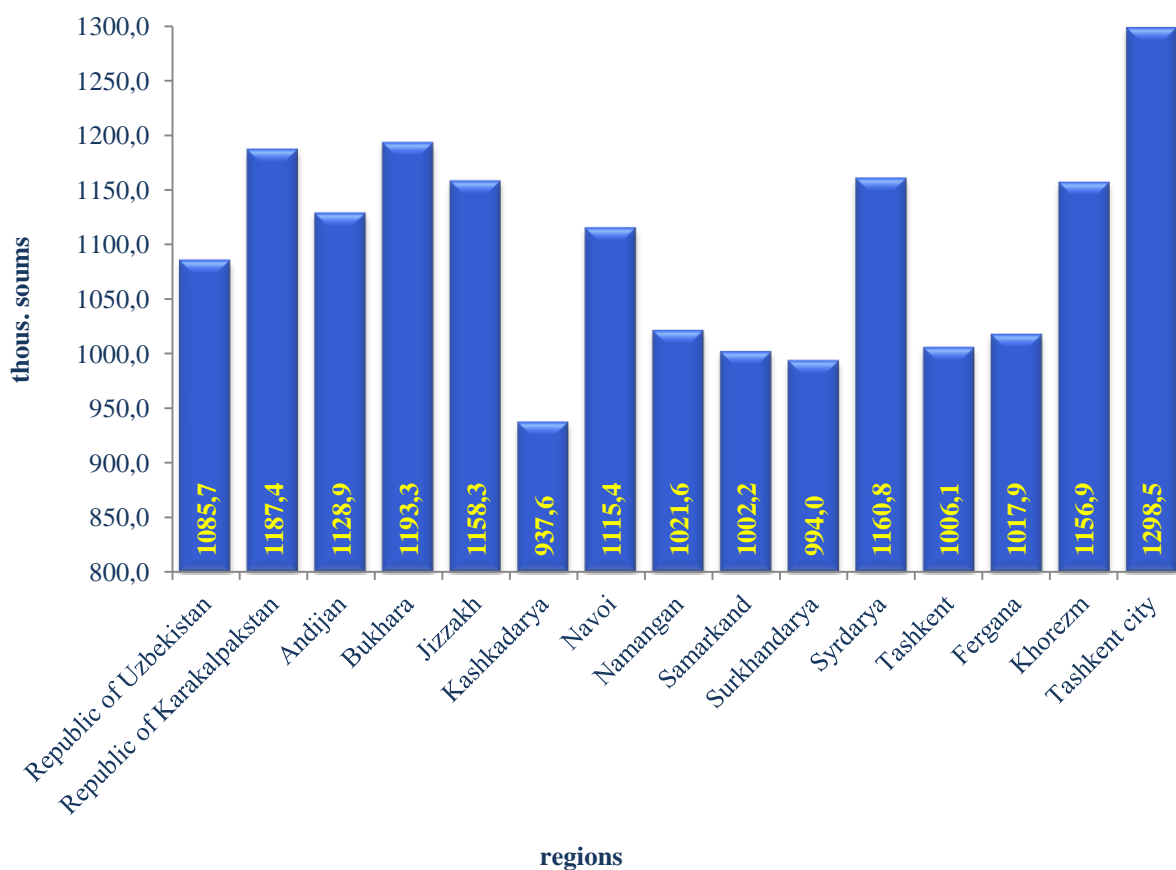


In industry, if we consider the average monthly nominal accrued wages by region, the highest level is observed in the Tashkent city - 3061.3 thousand soums (120.0 % of the national average), in the Republic of Karakalpakstan - 3058.3 thousand soums (119.9 %), Navoi region - 3033.8 thousand soums (118.9 %), Tashkent regions - 2678.1 thousand soums (105.0 %), in the Namangan region there was the smallest figure among the regions - 1586.1 thousand soums (62.2 %), in the Jizzakh region -1683.5 thousand soums (66.0 %).

In health care and the provision of social services, the average monthly nominal accrued wages amounted to 1085.7 thousand soums and increased, compared to the same period of 2017, by 17.7%.

In the field of health care and social services, if we consider the average monthly nominal accrued wages by region, the highest level is observed in the Tashkent city - 1298.5 thousand soums (119.6 % of the national average), Bukhara region - 1 193.3 thousand soums (109.9 %), the Republic of Karakalpakstan - 1 187.4 thousand soums (109.4 %), Syrdarya region - 1 160.8 thousand soums (106.9 %), and in Kashkadarya - 937.6 thousand soums (86.4 %) and Samarkand regions - 1 002.2 thousand soums (92.3 %) below the national average.

Average monthly nominal accrued wages in the field of health and social services
(January-September 2018; without small businesses)

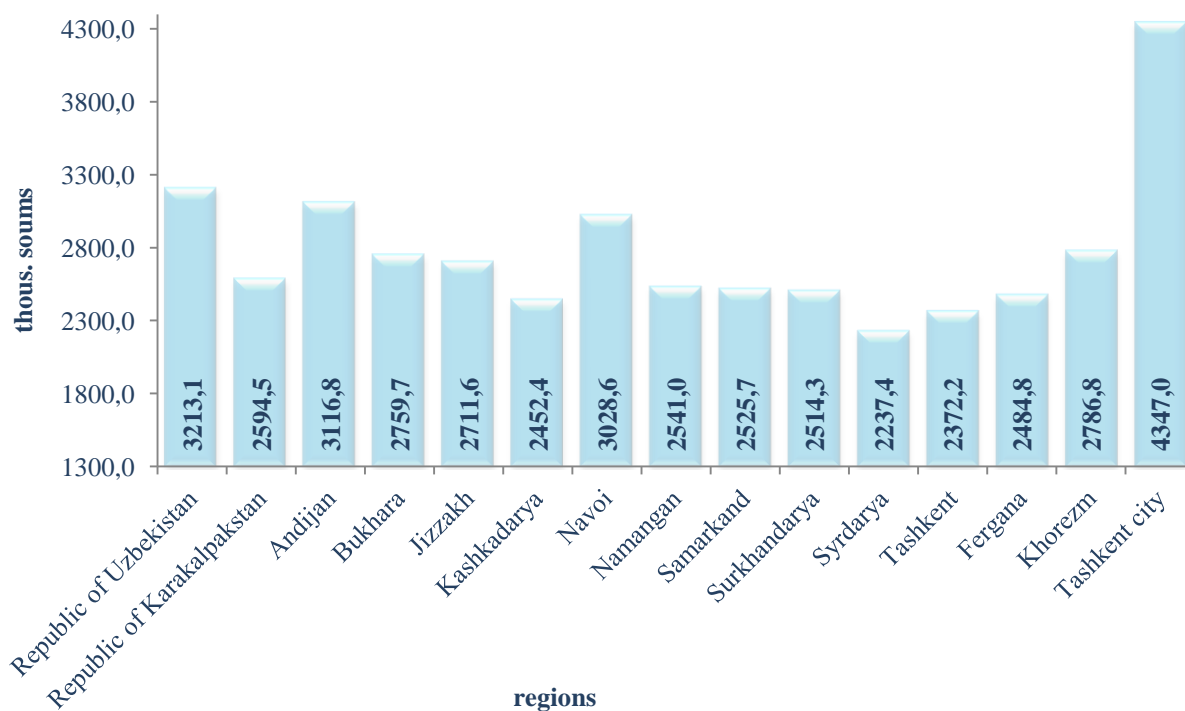


In the field of transportation and storage, the average monthly nominal accrued wages amounted to 2361.2 thousand soums and increased, as compared with the same period of 2017, by 23.7 %.

In the banking, insurance, leasing, credit and intermediary spheres, considering the average monthly nominal accrued wages by region, it can be noted that the highest level is observed in the Tashkent city - 4347.0 thousand soums (135.3 % of the average Republican), below the average national indicator was recorded in Syrdarya - 2 237.4 thousand soums (69.6 %) and Tashkent regions - 2 372.2 thousand soums (73.8 %).

Average monthly nominal accrued wages in banking, insurance, leasing, credit intermediary activities

(January-September 2018; without small businesses)



In the republic as a whole, in terms of the territories, the highest average monthly nominal accrued wages were recorded in the Tashkent city - 2363.9 thousand soums (1.4 times higher than the national average) and in the Navoi region - 2114.6 thousand soums (1.3 times the national average).

The lowest level of the average monthly nominal accrued wages was observed in Namangan (1311.0 thousand soums), Samarkand (1343.3 thousand soums) and Surkhandarya (1354.2 thousand soums) regions. The average monthly nominal wage in these areas was lower than the national average by 22.2 %, 20.3 % and 19.6 %, respectively.

Average monthly nominal accrued wages of workers by regions of the republic

(ths. soums)

	January-September		Relation to the average republican level, %	
	2017	2018	2017	2018
Republic of Uzbekistan	1370.6	1684.5	100.0	100.0
Republic of Karakalpakstan	1301.2	1629.4	94.9	96.7
<i>regions:</i>				
Andijan	1255.9	1541.2	91.6	91.5
Bukhara	1368.1	1576.7	99.8	93.6
Jizzakh	1185.8	1438.0	86.5	85.4
Kashkadarya	1269.6	1522.7	92.6	90.4
Navoi	1858.8	2214.6	135.6	131.5
Namangan	1062.2	1311.0	77.5	77.8
Samarkand	1096.4	1343.3	80.0	79.7
Surkhandarya	1106.5	1354.2	80.7	80.4
Syrdarya	1174.1	1436.2	85.7	85.3
Tashkent	1460.3	1886.2	106.6	112.0
Ferghana	1162.6	1368.7	84.8	81.2
Khorezm	1130.4	1380.3	82.5	81.9
Tashkent city	1869.5	2363.9	136.4	140.3