

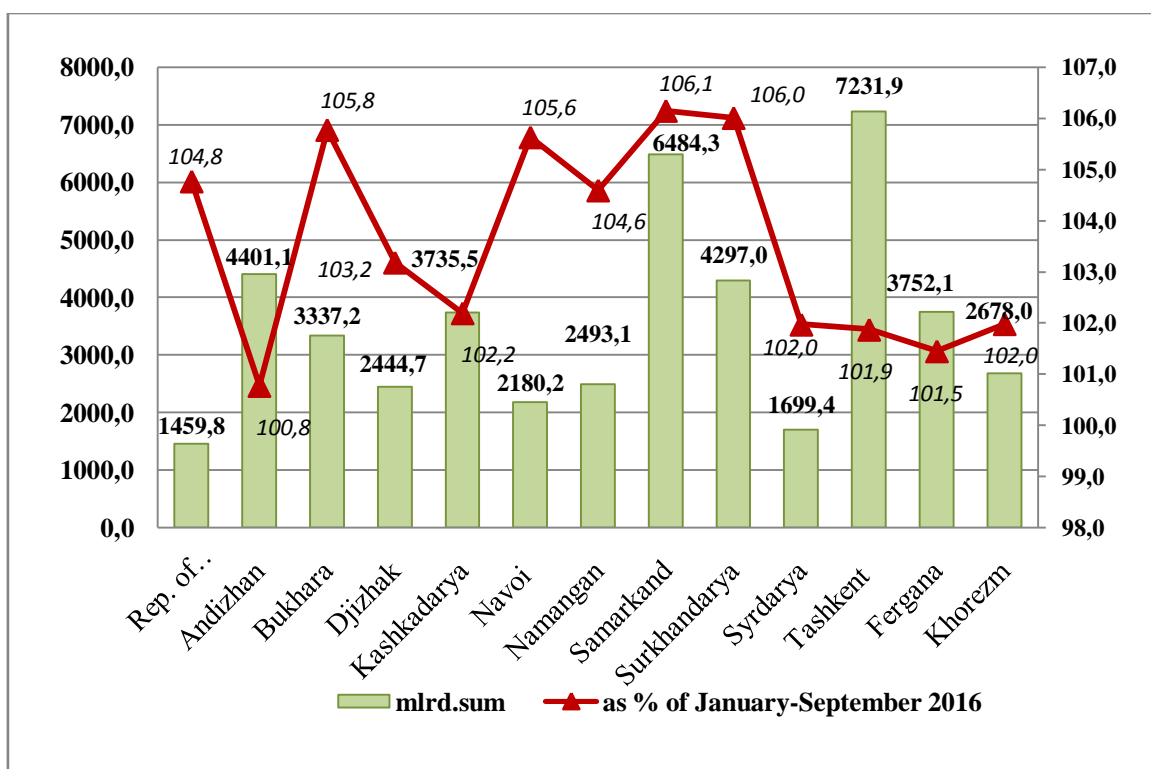
AGRICULTURE, FORESTRY AND FISHING

In January-September 2017 the total volume of products (services) of agriculture, forestry and fishing was 46 194,3 billion soums or 103,5 percent to the corresponding period of 2016, of which crop and animal production, hunting and related services activities – 45 982,3 billion soums (103,5 percent), forestry – 63,4 billion soums (101,4 percent), fishing – 148,6 billion soums (111,9 percent). The growth in the volume of products (services) of agriculture, forestry and fishing is mainly due to a significant increase in the production of crop and livestock products, hunting and provision of services in these areas.

The highest growth rates were observed in Samarkand region (106,1 percent), Surkhandarya region (106,0 percent), Bukhara region (105,8 percent), Navoi region (105,6 percent), the lowest ones – in Andizhan region (100,8 percent) and Fergana region (101,5 percent).

Volume of products (services) of agriculture, forestry and fishing

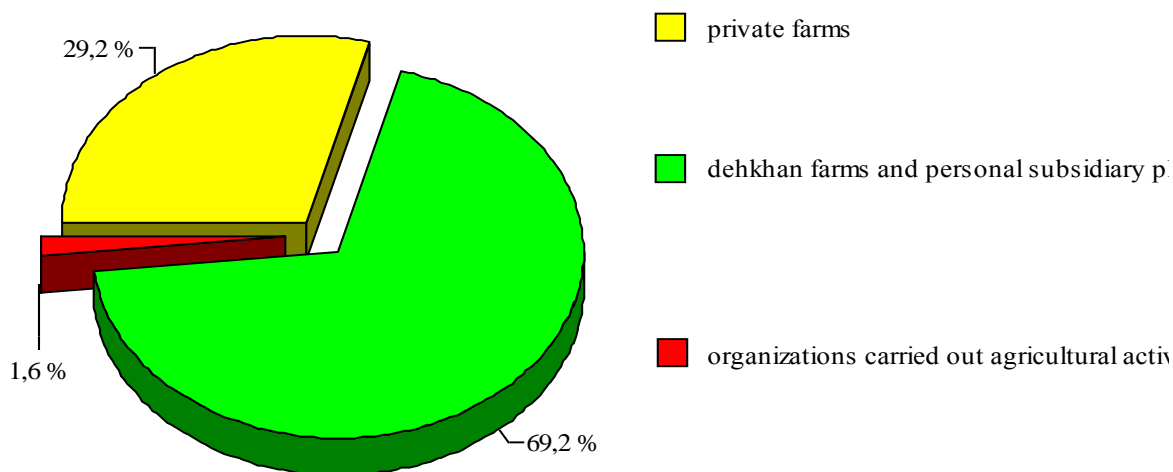
January-September 2017



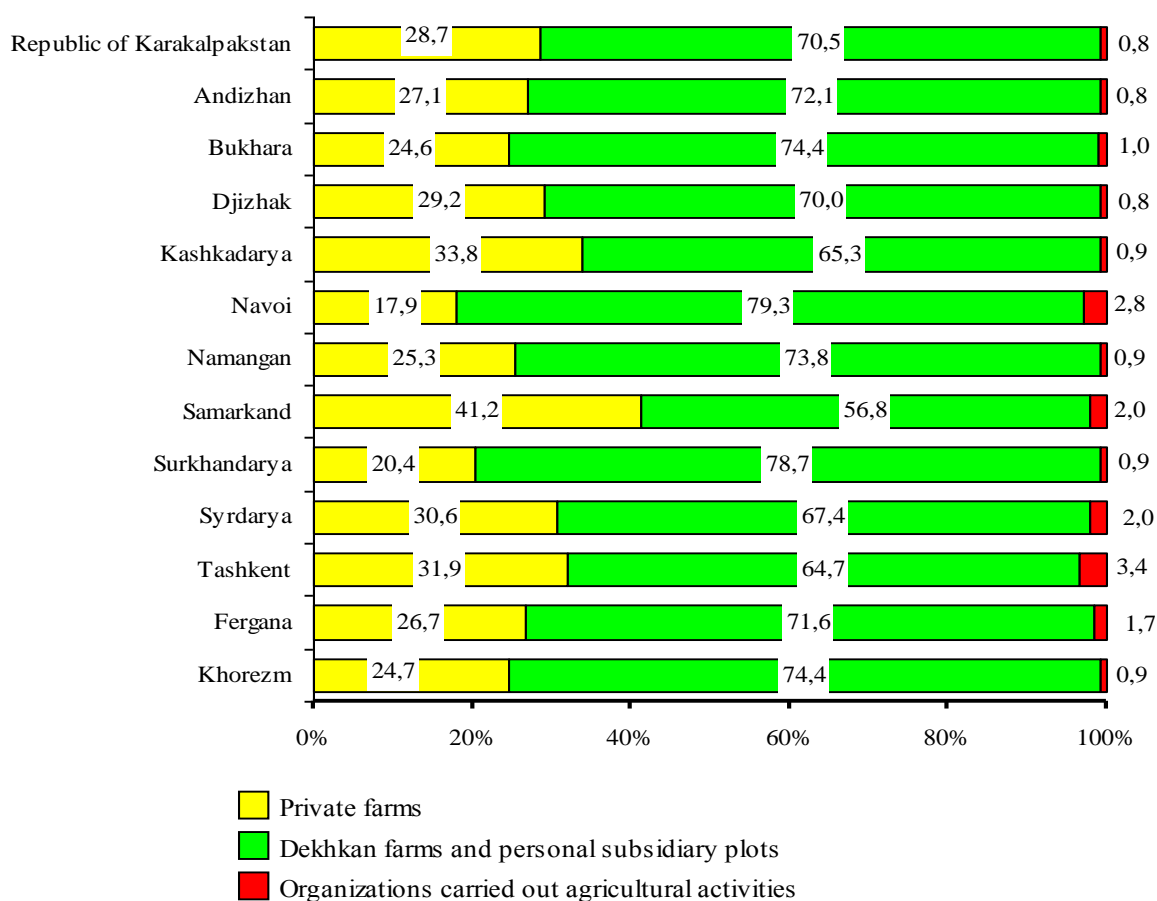
In the structure of agricultural production the largest share belongs to dekhkan (private) farms (69,2 percent of the total volume).

Distribution of agricultural production by type of farms

January-September 2017



Distribution of agricultural production by type of farms and regions



Crop production. In January-September 2017 the volume of crop production was 27 869,7 billion soums or 102,0 percent to the corresponding period of 2016. The share of crop production in the total agricultural output was 61,5 percent.

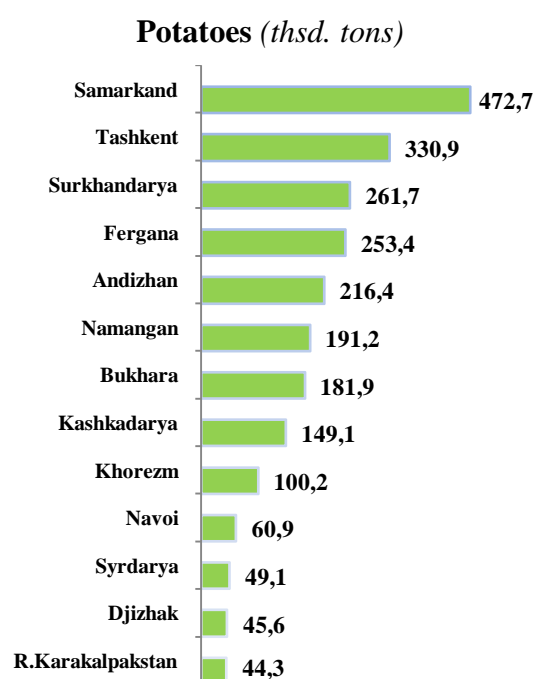
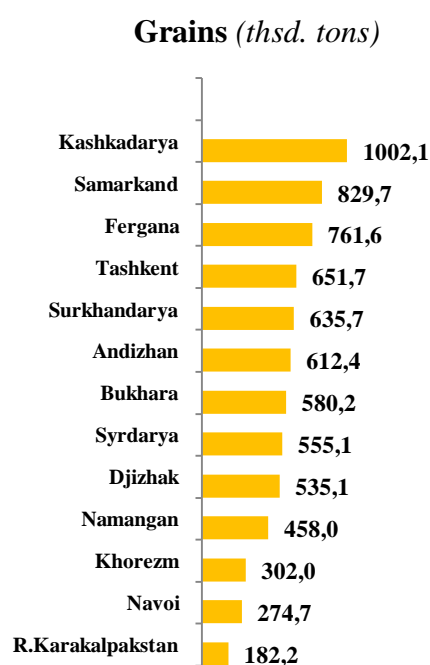
Harvesting. In the reporting period, there were produced 7 380,5 thousand tons of grains (99,6 percent), 2 357,4 thousand tons of potatoes (103,9 percent), 8 695,2 thousand tons of vegetables (105,8 percent), 1 569,9 thousand tons of melons (106,9

percent), 2 146,0 thousand tons of fruit and berries (105,3), 1 270,7 thousand tons of grapes (104,5 percent).

Output of main crop products
by type of farms in January-September 2017

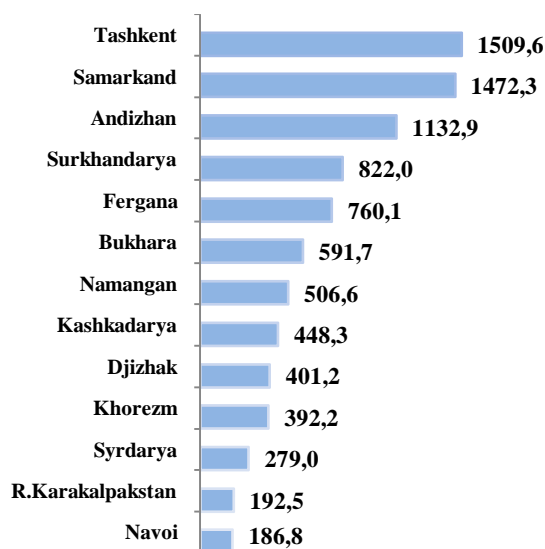
	<i>Farms enterprises</i>		<i>Dekhkan (private) farms</i>		<i>Organizations engaged in agricultural activities</i>	
	<i>thsd. tons</i>	<i>growth rate, %</i>	<i>thsd. tons</i>	<i>growth rate, %</i>	<i>thsd. tons</i>	<i>growth rate, %</i>
Grains	6 030,3	100,5	1 259,5	95,7	90,7	101,3
Potatoes	445,0	101,6	1 897,7	104,4	14,7	102,7
Vegetables	2 425,8	105,7	6 206,2	105,8	63,2	110,2
Melons	702,1	108,2	848,0	105,8	19,8	103,7
Fruit and berries	882,6	104,8	1 232,7	105,6	30,7	107,3
Grapes	586,0	103,2	670,3	105,6	14,4	104,2

Production of main crop products by regions
in January-September 2017

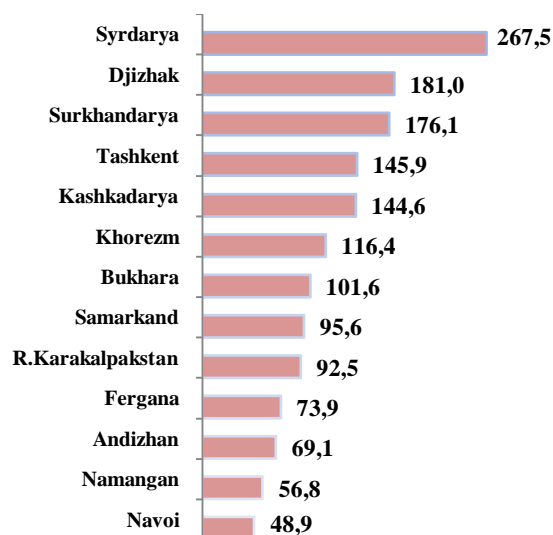


Vegetables (thsd. tons)

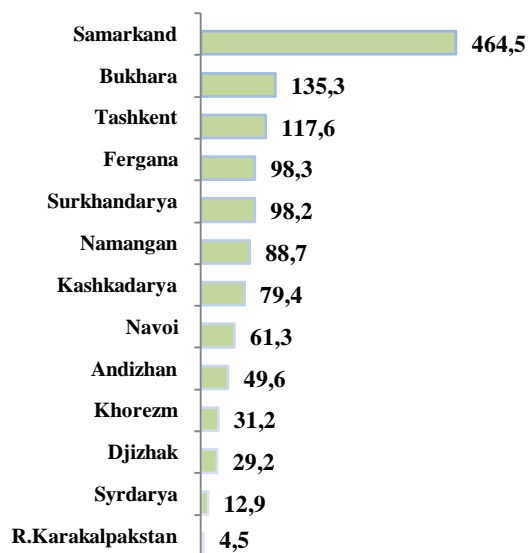
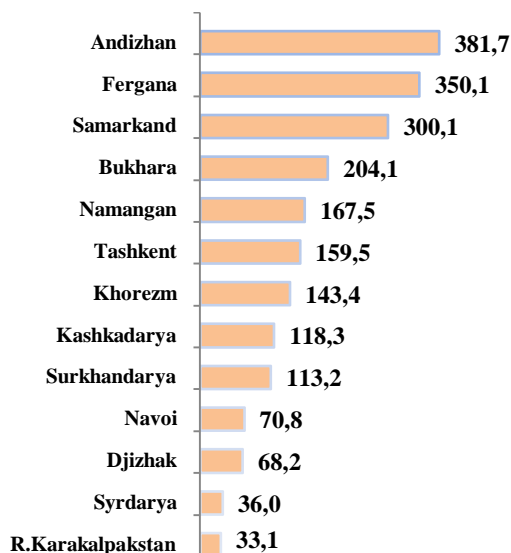
Melons (thsd. tons)



Fruit and berries (thsd. tons)



Grapes (thsd. tons)



Animal production. The consistent implementation of measures on further increasing the capacity of the livestock sector as well as the systemic state support contributed to the growth of livestock number and the saturation of the domestic consumer market with livestock products. In January-September 2017 the volume of animal production was 17 452,4 billion soums or 105,6 percent to the corresponding period of 2016 (in January-September 2016 – 106,8 percent). In the total agricultural output, the share of animal production was 38,5 percent.

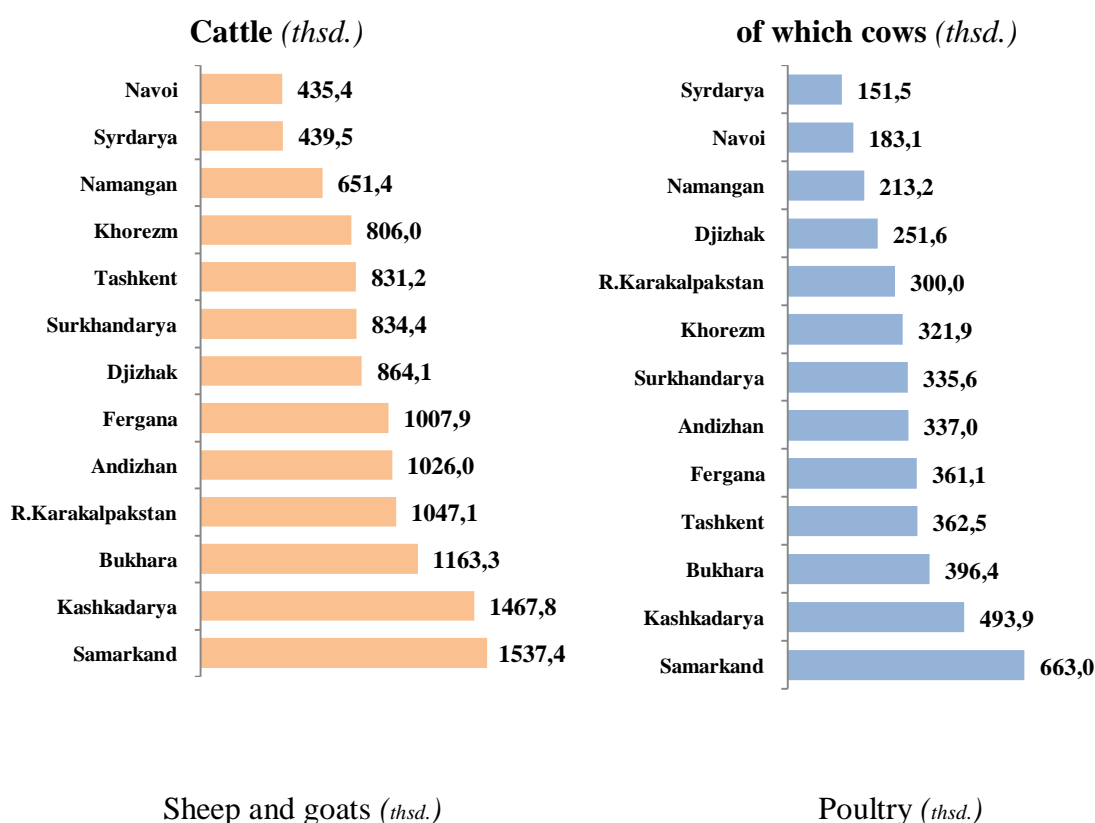
In comparison with 1 October 2016 farms of all types increased the number of cattle by 536,8 thousand (4,6 percent), of which cows by 95,8 thousand (2,2 percent), sheep and goats – by 363,0 thousand (1,8 percent), poultry – by 5575,9 thousand (8,8 percent).

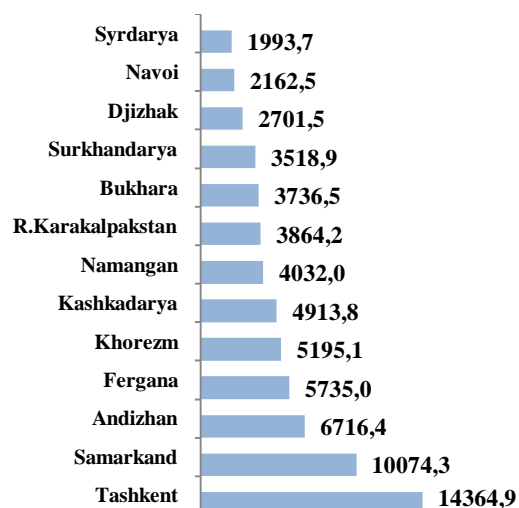
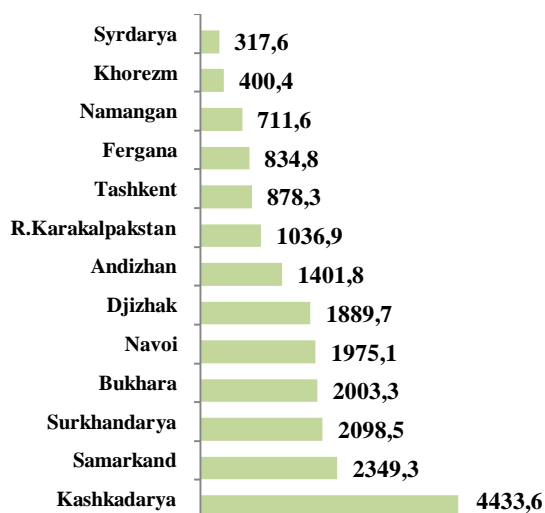
Number of livestock and poultry by type of farms as of 1 October 2017

	<i>Farms enterprises</i>		<i>Dekhkan (private) farms</i>		<i>Organizations engaged in agricultural activities</i>	
	<i>thsd.</i>	<i>growth rate, %</i>	<i>thsd.</i>	<i>growth rate, %</i>	<i>thsd.</i>	<i>growth rate, %</i>
Cattle	584,3	105,0	11 390,2	104,6	137,0	106,7
<i>of which cows</i>	199,5	104,3	4 132,4	102,1	38,9	102,9
Sheep and goats	1 696,2	116,1	17 279,0	103,9	1355,7	72,4
Poultry	7 985,3	108,5	44 740,5	109,0	16 283,0	108,4

In total livestock number, the share of cattle in dekhkan (private) farms was 94,1 percent, in farm enterprises – 4,8 percent, cows – 94,5 and 4,6 percent, sheep and goats – 85,0 and 8,3 percent, and poultry – 64,8 and 11,6 percent respectively.

Number of livestock and poultry by regions as of 1 October 2017





In January-September 2017 farms of all types produced 1 674,2 thousand tons of meat in living weight (6,2 percent more than in January-September 2016), 7 327,9 thousand tons of milk (6,2 percent), 4 917,8 million eggs (8,5 percent), 30,1 thousand tons of wool (1,3 percent), 1 000,7 thousand pieces of astrakhans (2,4 percent).

Production of main livestock products by type of farms

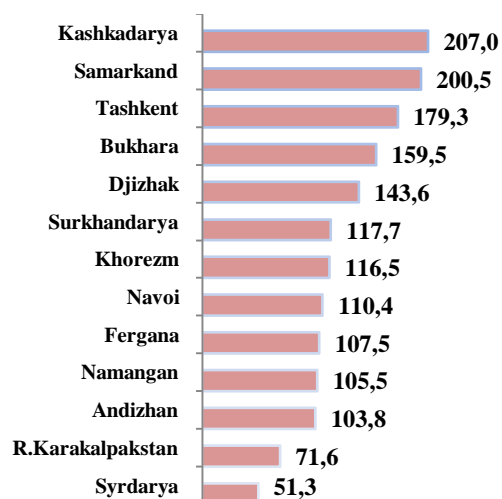
January-September 2017

	<i>Farms enterprises</i>		<i>Dekhkan (private) farms</i>		<i>Organizations engaged in agricultural activities</i>	
	<i>quantity</i>	<i>growth rate, %</i>	<i>quantity</i>	<i>growth rate, %</i>	<i>quantity</i>	<i>growth rate, %</i>
Meat in living weight, thsd. tons	41,3	106,8	1 590,2	106,3	42,7	102,9
Milk, thsd. tons	242,9	107,1	7 030,1	106,2	54,9	110,8
Eggs, mln.	472,9	109,5	3 002,3	109,9	1442,6	105,4
Wool, tons	2,2	104,9	26,1	102,4	1,8	84,9
Astrakhans, thsd. pcs	57,2	105,6	821,9	101,7	121,6	105,4

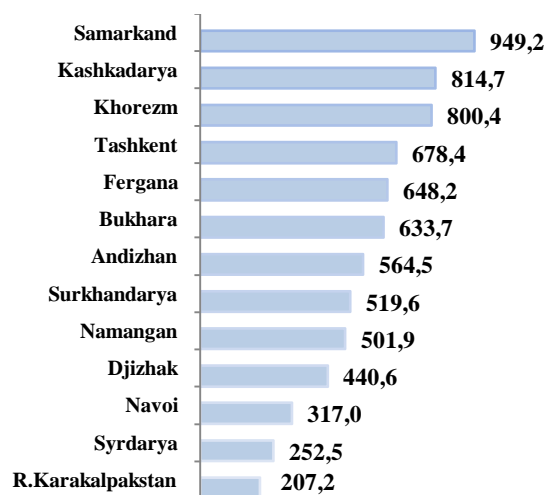
Production of main livestock products by regions

January-September 2017

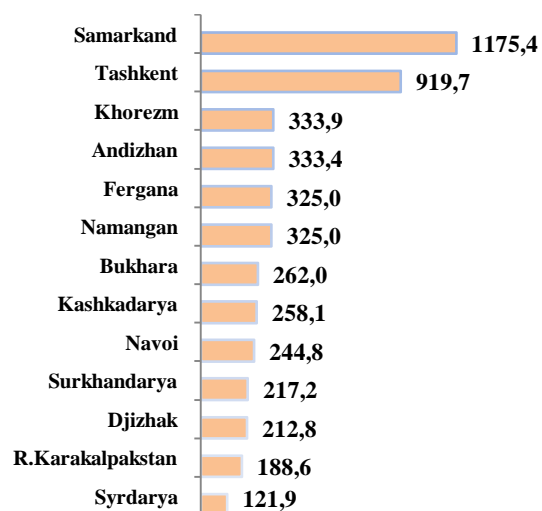
Meat (thsd. tons)



Milk (thsd. tons)



Eggs (mln.)



Wool (tons)

