

## XII. CONSUMER MARKET

In January-December 2017, the volume of retail trade turnover was 105 767,8 billion soums, or 102,4 percent of the level of the same period in 2016.

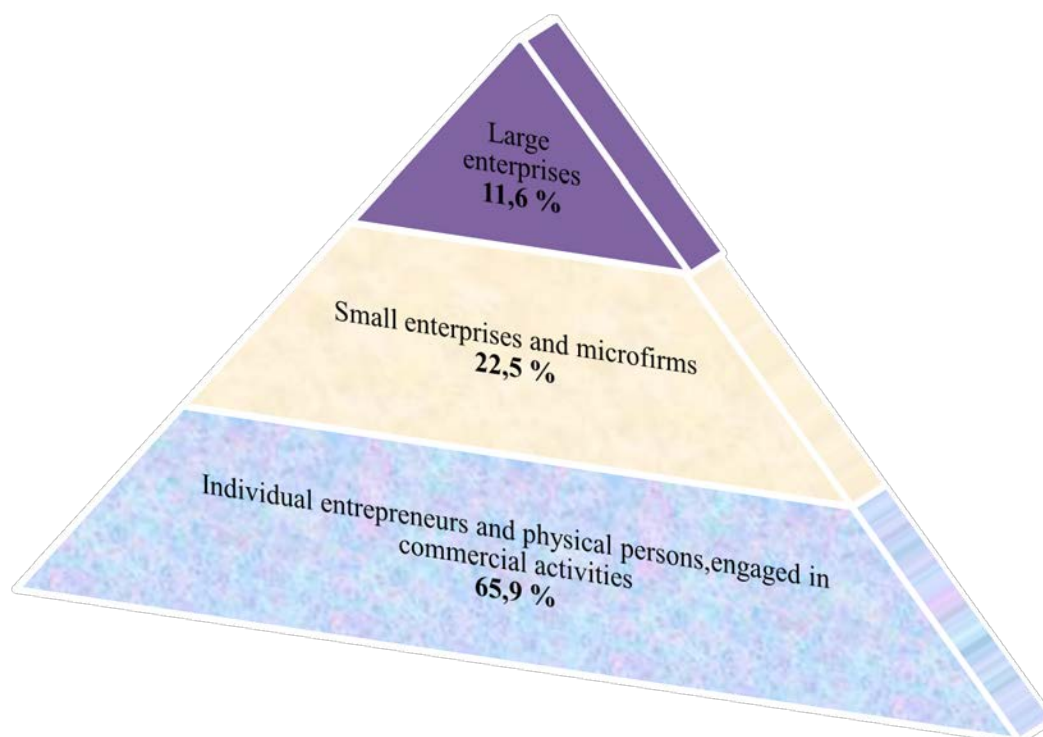
The turnover of retail trade of large enterprises increased by 14,5 percent and amounted to 12 259,7 billion soums, in the structure of retail trade – 11,6 percent.

The turnover of small enterprises and microforms increased by 12,1 percent and reached 23 758,8 billion soums, the share of sales in the total turnover of retail trade was 22,5 percent.

Out of the total turnover of individual entrepreneurs and physical persons, the sale of goods in trade amounted to 69 749,3 billion soums, or 2,2 percent less than the level of the same period in 2016. The share of this sector in the total volume of trade amounted to 65,9 percent.

### Structure of retail trade

(for January-December 2017)



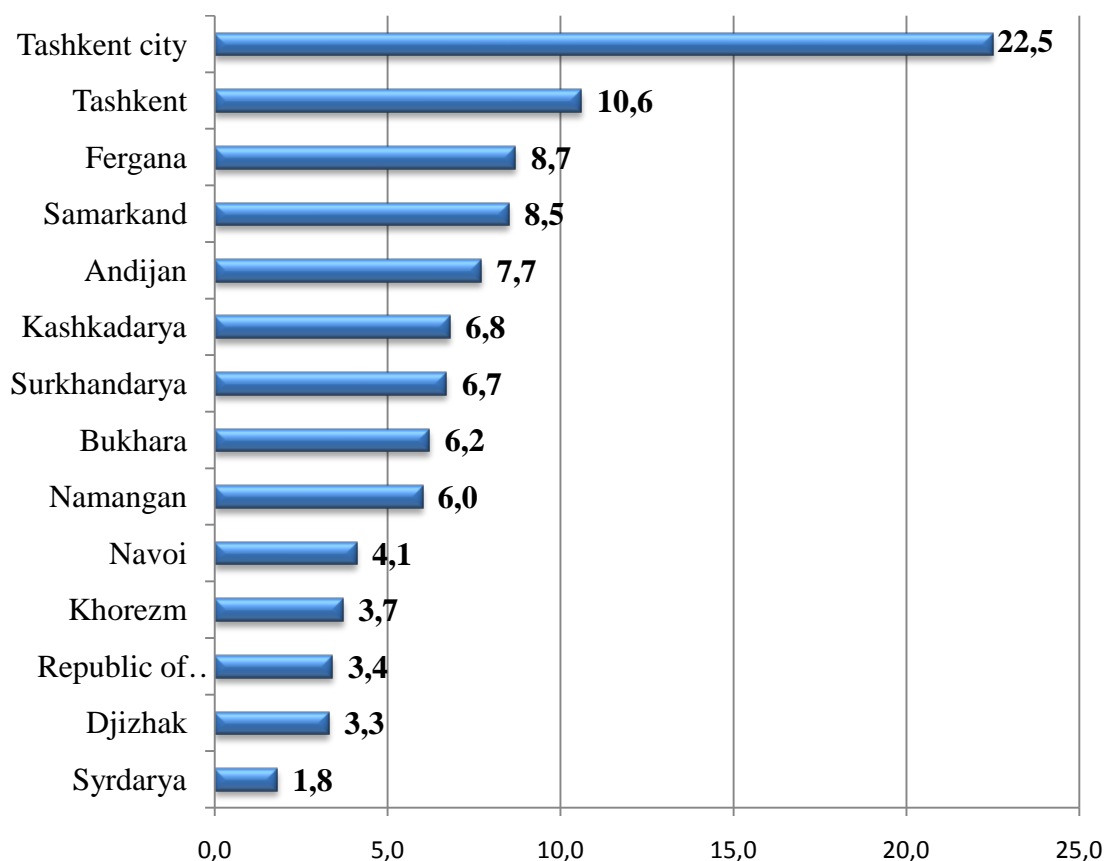
The structure of retail turnover by state and non-state sectors for January-December 2017 is characterized by the following data.

State ownership – 190,9 billion soums, or 146,1 percent of the level of the same period in 2016, the share of the total volume was 0,2 percent.

Non-state ownership - 105 576,9 billion soums, or 102,4 percent of the level of the same period in 2016, the specific weight of the total volume was 99,9 percent.

The highest share in the total volume of retail trade turnover was marked in the city of Tashkent – 22,5 percent, Tashkent region – 10,6 percent, Fergana region – 8,7 percent, the lowest proportion - in the Syrdarya region – 1,8 percent , Dzhizak region – 3,3 percent, the Republic of Karakalpakstan – 3,4 percent.

**Share of regions in total retail trade turnover, in percentage**



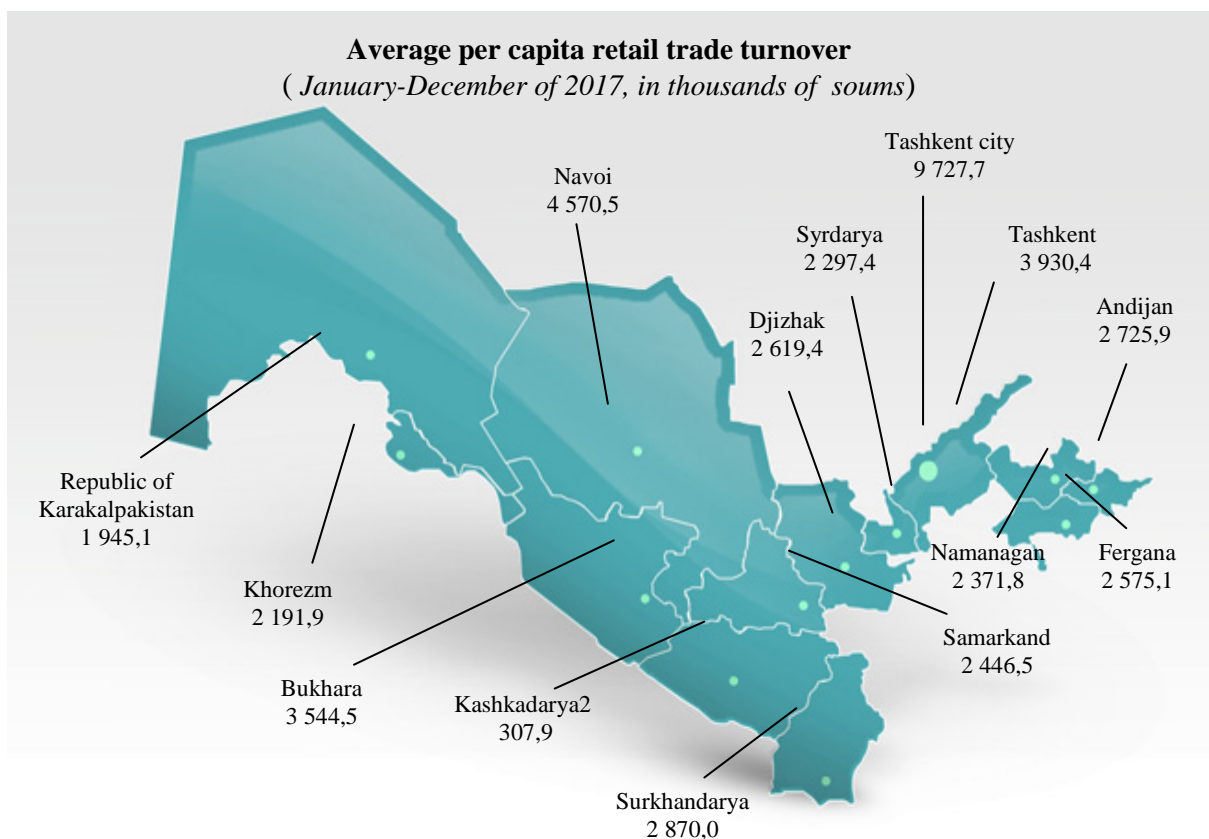
The volume of retail turnover of food enterprises amounted to 3,1 trillion soums, or increased by 1,8 percent. The share of turnover of food enterprises in the total of retail trade turnover amounted to 2,9 percent. The highest share in the total amount of public catering was registered in Tashkent and amounted to 40,0 percent, in the Tashkent region – 11,4 percent, Fergana – 6,7 percent, the lowest proportion - in the Syrdarya region – 1,2 percent, Khorezm region – 2,1 percent and Dzhizak region – 2,4 percent.

In January-December 2017, the growth rate of retail trade turnover for large trading enterprises was 114,5 percent. The increase was noted in the Republic of Karakalpakstan (24,7 percent), Andizhan (26,0 percent), Tashkent (24,0 percent), Kashkadarya (21,9 percent), Namangan (21,8 percent) and Bukhara - (by 21,3 percent) regions.

**Retail turnover**  
(including catering)

	<i>Total</i>		<i>Per capita</i>	
	<i>bln.soums</i>	<i>As % of January- December 2016</i>	<i>thsd.soums</i>	<i>As % of January- December 2016</i>
<b>Republic of Uzbekistan</b>	<b>105 76 7,8</b>	<b>102,4</b>	<b>3 265,7</b>	<b>100,7</b>
Republic of Karakalpakistan	3 559,3	102,7	1 945,1	101,2
<i>regions:</i>				
Andizhan	8 142,7	102,0	2 725,9	100,3
Bukhara	6 581,0	100,4	3 544,5	98,9
Dzhizak	3 439,0	100,1	2 619,4	98,2
Kashkadarya	7 197,2	100,2	2 307,9	98,3
Navoi	4 343,4	100,1	4 570,5	98,5
Namangan	6 346,3	103,1	2 371,8	101,3
Samarkand	9 017,2	101,2	2 446,5	99,3
Surkhandarya	7 139,8	100,2	2 870,0	98,1
Syrdarya	1 859,6	102,2	2 297,4	100,6
Tashkent	11 183,2	103,4	3 930,4	102,1
Fergana	9 250,9	103,6	2 575,1	101,9
Khorezm	3 925,1	100,1	2 191,9	98,4
Tashkent city	23 783,1	105,2	9 727,7	103,6

Retail trade turnover, including turnover of food enterprises, per capita increased by 0,7 percent and amounted to 3 265,7 thousand soums,(in January-December 2016 - 2 765,4 thousand soums). The highest average per capita turnover was registered in Tashkent (9 727,7 soums), Navoi region (4 570,5 soums) and Tashkent region (3930,4 soums), the lowest in the Republic of Karakalpakstan ( 1 945,1 thousand soums), Khorezm region (2 191,9 thousand soums) and Syrdarya region (2 297,4 thousand soums).



In January-December 2017, the volume of wholesale trade amounted to 45 410,0 billion soums, or 101,1 percent of the level of the same period in 2016.

Despite the increase in the total volume of wholesale trade turnover compared to last year, there has been a decrease in turnover of large enterprises by 10,4 percent, amounting to 13 630,2 billion soums.

In particular, the wholesale turnover of large enterprises was the same: for the Republic of Karakalpakstan – 88,8 percent, for the Andizhan region – 87,8 percent, for Bukhara – 97,5 percent, for Dzhizhak– 99,3 percent, Kashkadarya – 90,6 percent, Namangan - 84,1 percent, Samarkand - 83,3 percent, Tashkent - 88,7 percent, Fergana - 93,9 percent and Tashkent city - 85,8 percent.

Turnover of small enterprises and microfirms increased by 7,0% and reached 31 779,8 billion soums, the share of sales in the total turnover of wholesale trade amounted to 70,0%.

#### Wholesale turnover

	<i>bln.soum</i>	<i>Share, in %</i>	<i>as % of January-December 2016</i>
<b>Republic of Uzbekistan</b>	<b>45 410,0</b>	<b>100,0</b>	<b>101,1</b>
Republic of Karakalpakistan	897,9	2,0	96,9
<i>regions:</i>			
Andizhan	1 376,0	3,0	95,9
Bukhara	1 844,1	4,1	100,1
Dzhizak	769,6	1,7	107,8
Kashkadarya	2 238,4	4,9	100,2
Navoi	738,7	1,6	101,8
Namangan	1 547,0	3,4	99,3
Samarkand	3 712,0	8,2	100,4
Surkhandarya	1 517,7	3,3	109,1
Syrdarya	1 055,7	2,3	106,2
Tashkent	5 495,9	12,1	99,5
Fergana	2 719,0	6,0	103,5
Khorezm	934,4	2,1	103,5
Tashkent city	20 563,6	45,3	101,1