

XIV. DEMOGRAPHIC SITUATION

According to preliminary data as of January 1, 2018, the resident population of the republic was 32 653,9 thousand people and increased by 533,4 thousand people during 2017 or by 1,7 percent.

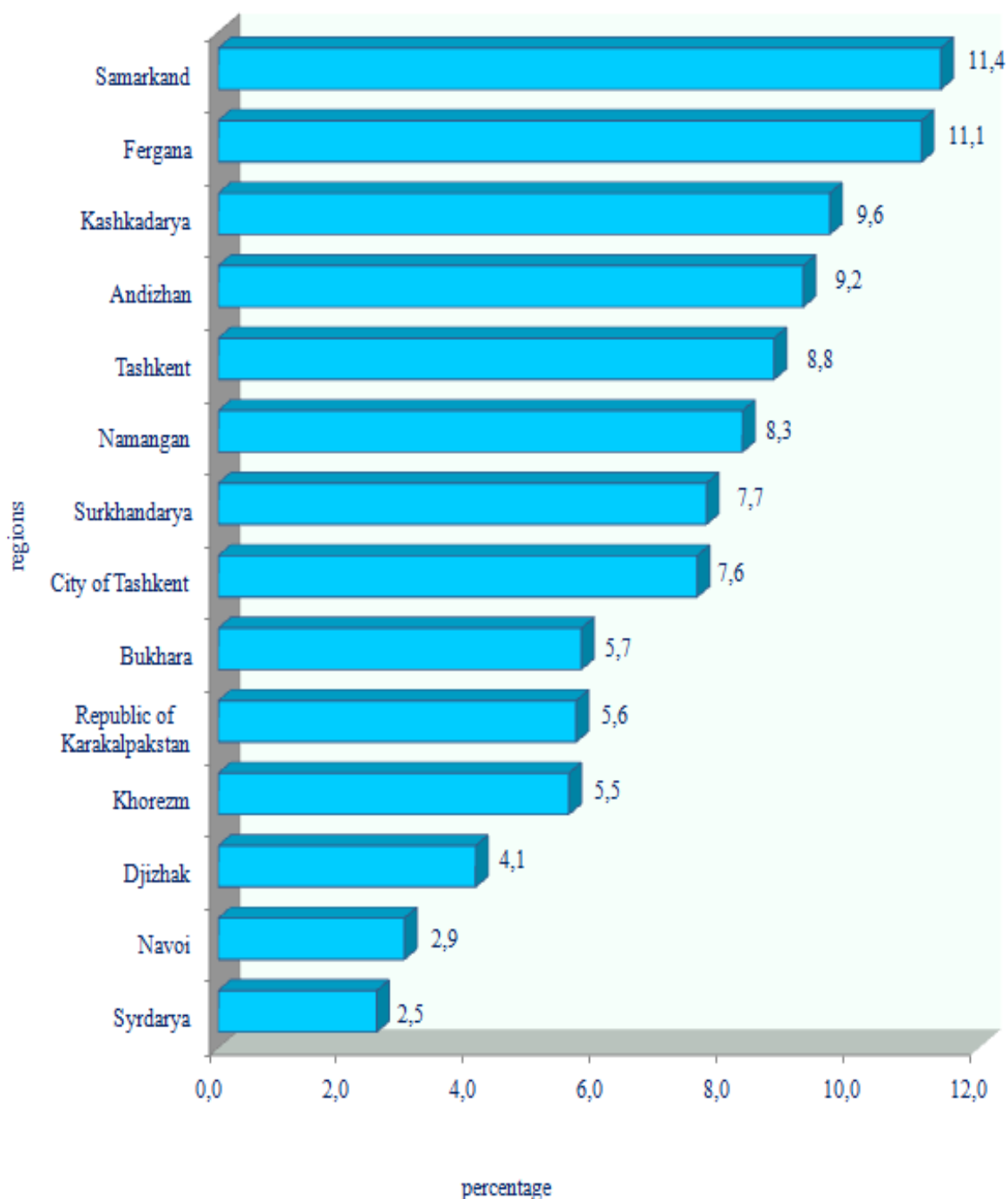
The urban population was 16 533,9 thousand people (50,6 percent of the total population), the rural population - 16 120,0 thousand people (49,4 percent).

Number of resident population by regions as of January 1, 2018

	Number of resident population			Growth rate of resident population, %		
	Total	of which:		Total	of which:	
		urban	rural		urban	rural
Republic of Uzbekistan	32 653,9	16 533,9	16 120,0	101,7	101,7	101,6
Republic of Karakalpakstan	1 842,4	905,6	936,8	101,4	101,2	101,5
<i>regions:</i>						
Andizhan	3 011,6	1 576,5	1 435,1	101,7	101,6	101,7
Bukhara	1 870,0	698,6	1 171,4	101,4	101,0	101,7
Dzhizak	1 324,9	622,2	702,7	101,8	101,7	102,0
Kashkadarya	3 148,1	1 358,4	1 789,7	101,9	102,4	101,5
Navoi	957,8	467,5	490,3	101,6	101,4	101,7
Namangan	2 699,0	1 743,2	955,8	101,8	101,5	102,1
Samarkand	3 719,6	1 390,9	2 328,7	101,9	101,3	102,2
Surkhandarya	2 513,1	892,9	1 620,2	102,1	101,7	102,2
Syrdarya	815,7	349,8	465,9	101,6	101,1	101,9
Tashkent	2 861,3	1 412,3	1 449,0	101,1	102,3	100,1
Fergana	3 620,1	2 049,6	1 570,5	101,6	101,3	101,8
Khorezm	1 804,7	600,8	1 203,9	101,6	104,9	100,0
City of Tashkent	2 465,6	2 465,6	x	101,7	101,7	x

By regions of the republic as of January 1, 2018 the largest population falls on the Samarkand region – 3719,6 thousand people (the proportion of the total population of the republic 11,4 percent), Ferghana region -. 3 620,1 thousand people (11,1 percent), Kashkadarya region – 3148,1 thousand people (9.6 percent) and Andizhan region – 3011,6 thousand people (9,2 percent)

Number of resident population by regions
(as of January 1, 2018, to the total population of the republic, in percent)



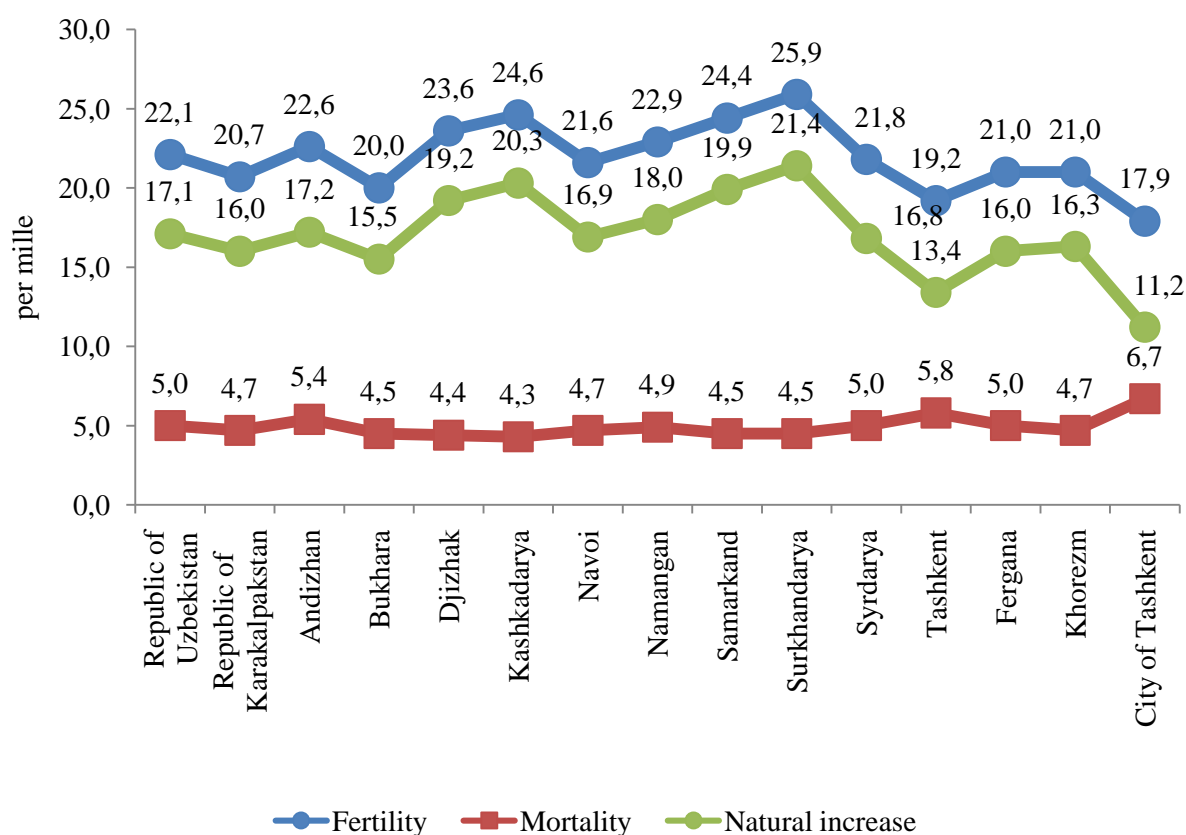
Vital statistics by the republic (January-December 2017)

Indicators	Thsd.		per 1000 population	
	2016	2017	2016	2017
Births	726,2	715,5	22,8	22,1
Deaths	154,8	161,5	4,9	5,0
of which children aged under 1 year	7,8	8,2	10,7 ¹⁾	11,3 ¹⁾
Marriages, thsd.	275,0	306,0	8,6	9,4
Divorces, thsd.	29,3	31,9	0,9	1,0

Births. In January-December 2017 the number of births was 715,5 thousand and in comparison with the corresponding period in 2016 (726,2 thousand) decreased by 10,7 thousand, the birth rate was 22,1 per mille.

Vital statistics (in January-December 2017)

(per 1000 population, per mille)

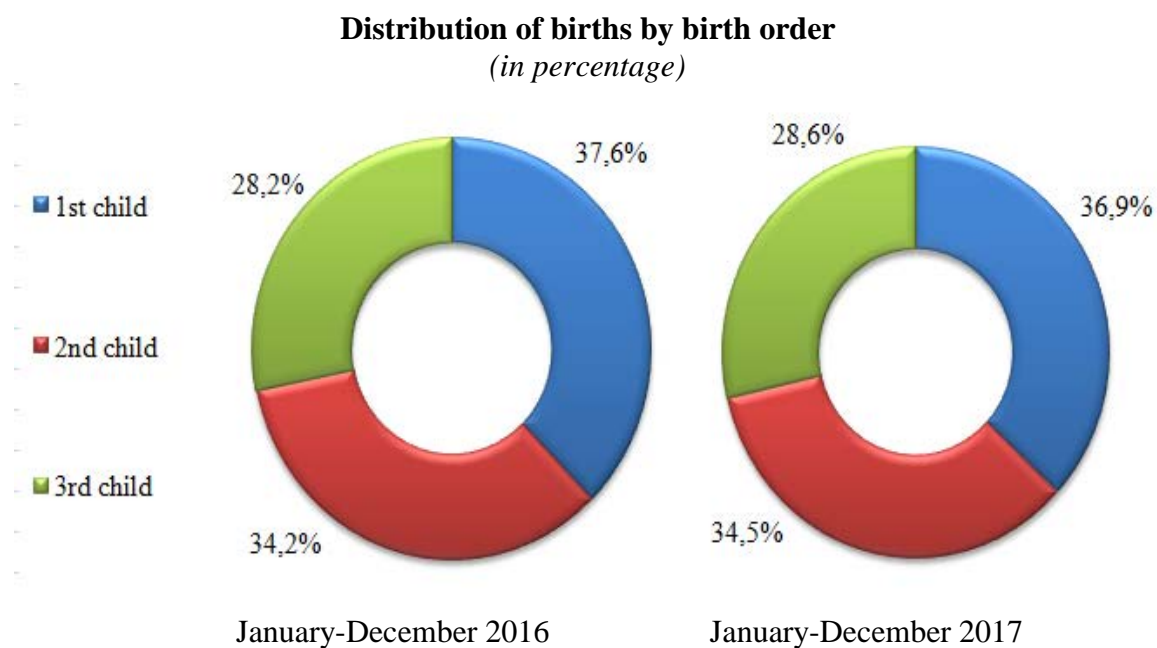


¹⁾ per 1,000 births

The most significant decrease in the birth rate was marked in the Republic of Karakalpakstan (from 21,9 per mille to 20,7 per mille), Fergana region (from 22,2 per mille to 21,0 per mille), Khorezm region (from 22,2 per mille to 21,0 per mille), (from 20,3 per mille to 19,2 per mille), Bukhara region (from 20,9 per mille to 20,0 per mille), Dzhizak region (from 24,5 per mille to 23,6 per mille), Andizhan (from 23,4 per mille to 22,6 per mille), Kashkadarya region (from 25,4 per mille to 24,6 per mille) and Namangan region (from 23,7 per mille to 22,9 per mille).

At the same time, a high birth rate is observed in Surkhandarya region (25,9 per mille), Kashkadarya region (24,6 per mille) and Samarkand region (24,4 per mille).

According to the birth order in 2017, 36,9 percent accounted for the first child (in 2016 – 37,6 percent), 34,5 percent for the second child (in 2016 – 34,2 percent), 28,6 percent for the third and more children (in 2016 – 28,2 percent).



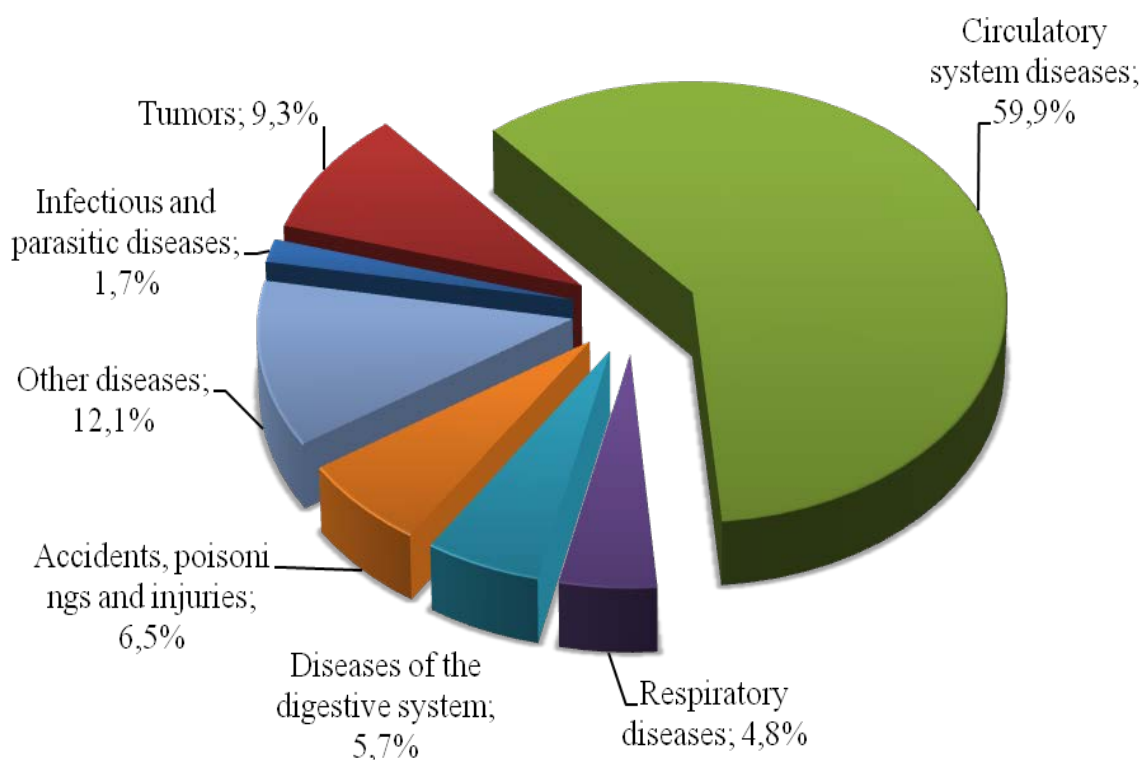
Deaths. In January-December 2017 the number of deaths was 161,5 thousand and in comparison with the corresponding period of 2016 (154,8 thousand) increased by 6,7 thousand, accordingly, the death rate was 5,0 per mille (in January- December 2016 - 4,9 per mille).

The death rate increased significantly in Andizhan region (from 5,1 to 5,4 per mille), Dzhizak region (from 4,2 to 4,4 per mille), Kashkadarya region (from 4,1 to 4,3 per mille), Namangan region (from 4,7 to 4,9 per mille), Surkhandarya region (from 4,3 to 4,5 per mille), Bukhara region (from 4,4 to 4,5 per mille) and Khorezm region (from 4,6 to 4,7 per mille).

The lowest mortality rate was registered in Kashkadarya region (4,3 per mille), Dzhizak region (4,4 per mille), Samarkand region (4,5 per mille) and Surkhandarya region (4,5 per mille).

In the structure of total mortality, 59,9 percent are circulatory system diseases, 9,3 per cent are tumors, 6,5 percent are accidents, poisonings and injuries, 5,7 per cent are diseases of the digestive system, 4,8 percent are respiratory diseases, 1,7 percent - infectious and parasitic diseases, 12,1 percent - other diseases.

Distribution of deaths by main cause
(to the total number of dead, as a percentage)



In January-December 2017 according to the preliminary data 8,2 thousand children died at the age under one year. The infant death rate was 11,3 per mille (in January-December 2016 – 10,7 per mille).

High infant mortality was marked in the city of Tashkent – 17,0 (per 1000 live births), Khorezm region – 15,9, Andizhan region – 15,4, Namangan region – 14,4, Dzhizak region – 13,4 , Syrdarya region – 12,8 , and the Republic of Karakalpakstan – 16,3.

Of the total number of children who died at the age under 1 year, 56,4 percent died of states occurring in perinatal period, 21,1 percent - respiratory diseases, 11,9 percent - congenital anomalies, 3,5 percent – infectious and parasitic diseases, 1,9 percent - from accidents, poisoning and injuries, 0,5 percent - diseases of the digestive organs, 4,7 percent - other diseases.

According to the preliminary data, 127 maternal deaths were recorded in January-December 2017, the maternal mortality ratio was 17,7 per mille (per 100,000 live births).

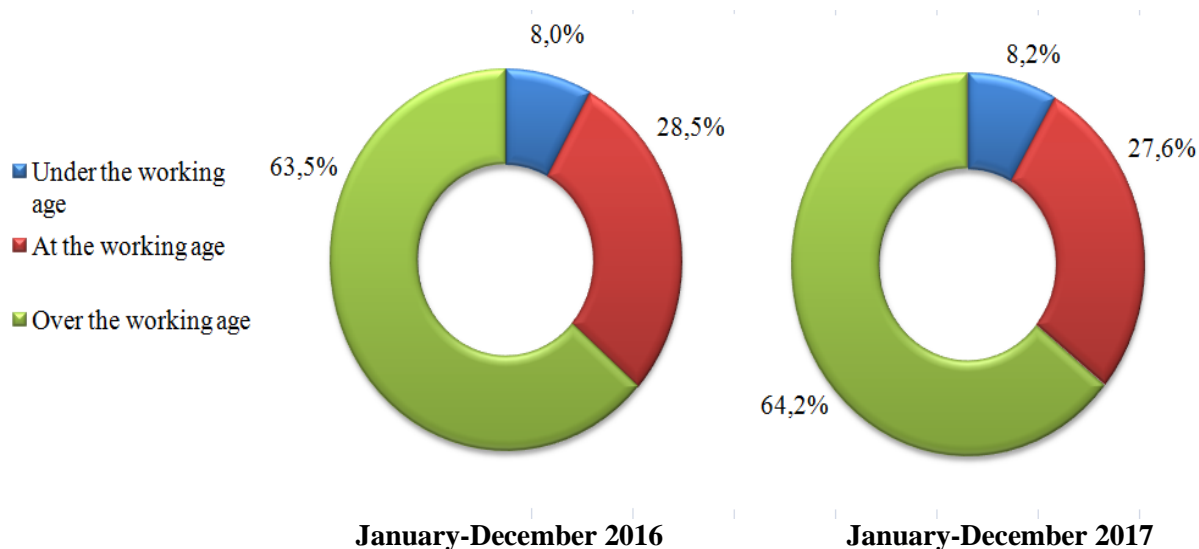
High maternal mortality rate was marked in Tashkent region – 32,9 (per 100,000 live births), Navoi region – 29,2, Dzhizak region – 25,8, Samarkand region – 22,3.

Of the total number of dead 8.2 percent died under the working age (in 2016 – 8,0 percent), 27,6 percent - at working age (in 2016 – 28,5 percent), 64,2 percent – over working age (in 2016 – 63,5 percent).

The share of deaths at the age of 60 years and over is 74,6 percent.

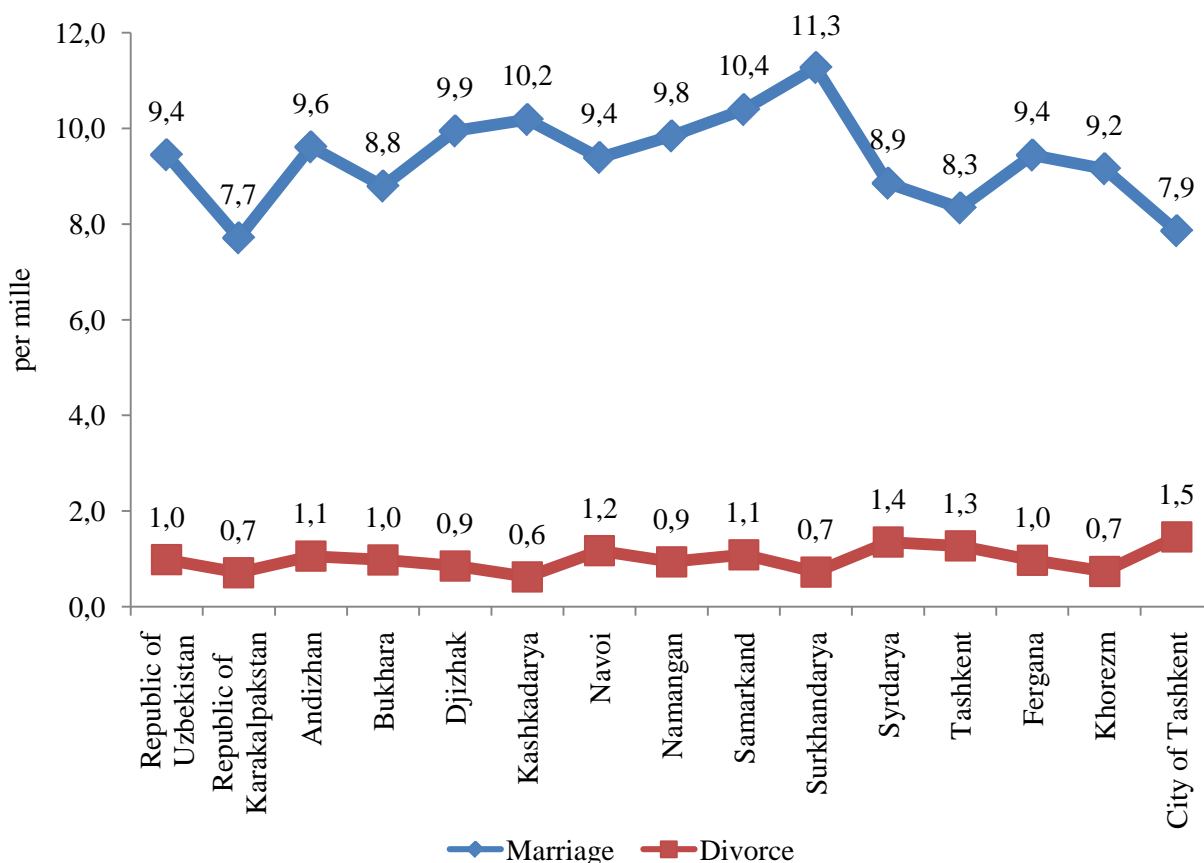
Distribution of deaths by age groups

(to all deaths, percent)



Marriages and divorces. In January-December of the current year 306,0 thousand marriages and 31,9 thousand divorces were registered. There were 9,4 marriages (in January-December 2016 – 8,6 marriages) and 1,0 divorces (in January-December 2016 – 0,9 divorces) per 1000 population.

Marriage and divorce rates (in January-December 2017)
(per 1000 population, per mille)



The marriage rate has increased significantly in Surkhandarya region (from 9,1 to 11,3 per mille), Namangan region (from 8,6 to 9,8 per mille), Jjizakh region (from 8,8 to 9,9 per mille), Samarkand region (from 9,4 to 10,4 per mille), Kashkadarya region (from 9,3 to 10,2 per mille), Andizhan region (from 8,9 to 9,6 per mille), Tashkent region (from 7,6 to 8,3 per mille), Fergana region (from 8,7 to 9,4 per mille) and Khorezm (from 8,5 to 9,2 per mille) region.

Number of marriages and divorces (in January-December)

(thsd. units)

	<i>Marriages</i>		<i>Divorces</i>	
	<i>2016</i>	<i>2017</i>	<i>2016</i>	<i>2017</i>
Republic of Uzbekistan	275,0	306,0	29,3	31,9
Republic of Karakalpakstan	12,8	14,1	1,1	1,3
<i>regions:</i>				
Andizhan	26,1	28,7	2,9	3,2
Bukhara	15,8	16,3	1,6	1,8
Dzhizak	11,3	13,1	0,9	1,1
Kashkadarya	28,6	31,8	1,9	2,0
Navoi	8,6	8,9	1,0	1,1
Namangan	22,7	26,3	2,1	2,5
Samarkand	34,1	38,3	3,3	4,0
Surkhandarya	22,2	28,1	1,4	1,8
Syrdarya	6,8	7,2	0,9	1,1
Tashkent	21,4	23,7	3,3	3,6
Fergana	30,7	33,9	3,3	3,5
Khorezm	14,9	16,4	1,2	1,3
City of Tashkent	19,0	19,2	4,4	3,6

Migration. According to the preliminary data, in January-December 2017 the number of arrivals was 157,1 thousand and that of departures – 177,7 thousand.

Balance of migration was minus 20,6 thousand persons versus minus 26,2 thousand persons in the corresponding period of 2016.

The most negative migration balance is observed in Tashkent region (- 6,2), Samarkand region (- 5,2), Kashkadarya region (- 4,0), Bukhara region (- 2,4), Surkhandarya region (-2,3), Fergana region (- 2,1), Andizhan region (- 2,0), and the Republic of Karakalpakstan (- 4,4). The positive balance of migration is marked in the city of Tashkent (+ 14,1).

Migration of population (in January-December)

(thsd. persons)

	<i>Arrivals</i>		<i>Departures</i>		<i>Balance of migration</i>	
	<i>2016</i>	<i>2017</i>	<i>2016</i>	<i>2017</i>	<i>2016</i>	<i>2017</i>
Republic of Uzbekistan	141,6	157,1	167,8	177,7	-26,2	-20,6
Republic of Karakalpakstan	9,9	10,7	14,4	15,1	-4,5	-4,4
<i>regions:</i>						
Andizhan	5,9	6,3	7,5	8,3	-1,6	-2,0
Bukhara	6,0	6,8	8,0	9,2	-2,0	-2,4
Dzhizak	7,9	9,3	9,2	10,6	-1,3	-1,3
Kashkadarya	10,2	11,1	12,1	15,1	-1,9	-4,0
Navoi	12,1	13,0	13,7	14,1	-1,6	-1,1
Namangan	4,6	4,2	5,5	5,7	-0,9	-1,5
Samarkand	10,3	10,3	14,7	15,5	-4,4	-5,2
Surkhandarya	12,9	14,5	14,4	16,8	-1,5	-2,3
Syrdarya	5,8	7,7	7,0	8,6	-1,2	-0,9
Tashkent	19,7	18,8	25,4	25,0	-5,7	-6,2
Fergana	12,1	13,2	14,1	15,3	-2,0	-2,1
Khorezm	6,2	6,6	7,4	7,9	-1,2	-1,3
City of Tashkent	18,0	24,6	14,4	10,5	3,6	14,1

Also, according to preliminary data in January-December 2017, the number of people who arrived to Uzbekistan for permanent residence from abroad was 2,1 thousand, while the number of those who left Uzbekistan for permanent residence abroad - 21,1 thousand.

The largest share of those who arrived from abroad to the Republic of Uzbekistan (as a percentage of the total number of arrivals from abroad) are persons from the Republic of Kazakhstan (36,4 percent), the Russian Federation (31,0 percent) and the Republic of Tajikistan (18,1 percent).

The largest number of those who left Uzbekistan (as a percentage of the total number of those who left the country) are persons who left to the Russian Federation (52,2 percent) and the Republic of Kazakhstan (42,0 percent).