

IX. GENERAL CHARACTERISTICS ENTERPRISES AND ORGANIZATIONS' ACTIVITIES

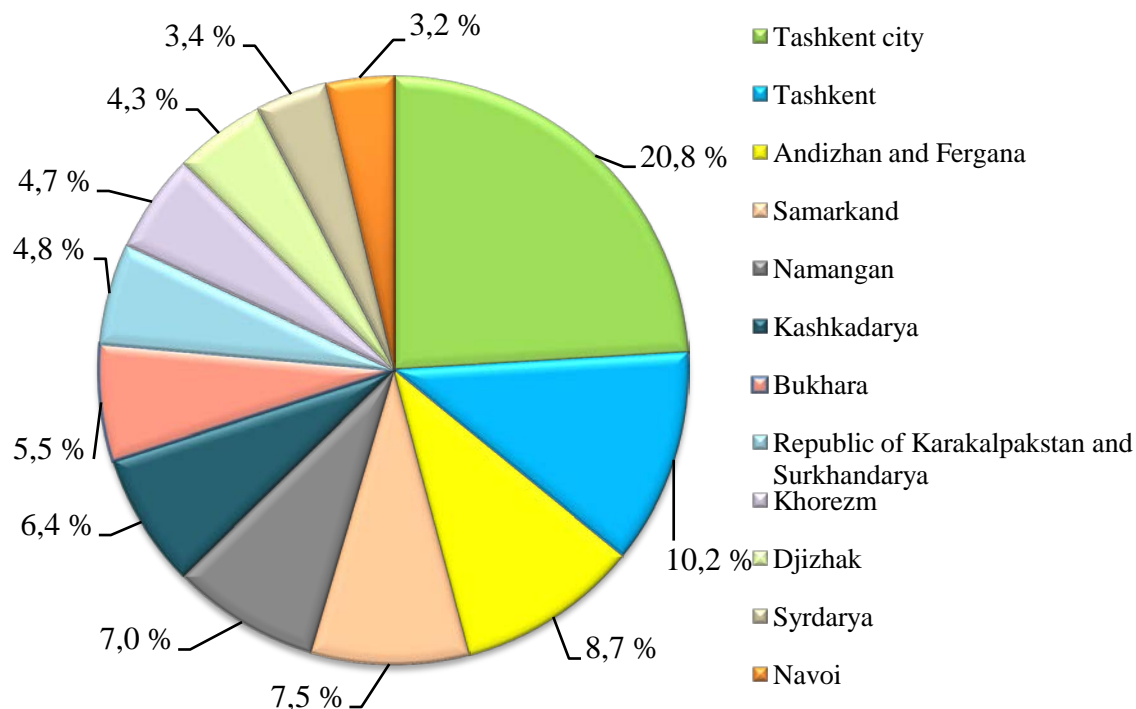
According to the Unified State Business Register, the number of registered legal entities (excluding farm enterprises and dekhkan farms) as of 1 January 2018 amounted to 300,2 thousand units, of which active entities are 285,5 thousand units or 95,1 percent of the total number of registered legal entities.

The largest share of registered enterprises and organizations is observed in Tashkent city (20,8 percent), Tashkent (10,2 percent), Fergana and Andizhan (8,7 percent) regions.

Distribution of the number of registered and operating enterprises and organizations by regions (as of 1 January 2018)

	<i>Registered</i>		<i>Active</i>	
	<i>thsd. units</i>	<i>as % of total</i>	<i>thsd. units</i>	<i>as % of total</i>
Republic of Uzbekistan	300,2	100,0	285,5	100,0
Republic of Karakalpakstan	14,4	4,8	13,7	4,8
<i>regions:</i>				
Andizhan	26,0	8,7	24,6	8,6
Bukhara	16,5	5,5	15,6	5,4
Dzhizak	12,8	4,3	12,0	4,2
Kashkadarya	19,2	6,4	18,5	6,5
Navoi	9,8	3,2	9,5	3,3
Namangan	21,0	7,0	19,9	7,0
Samarkand	22,5	7,5	21,1	7,4
Surkhandarya	14,4	4,8	13,7	4,8
Syrdarya	10,1	3,4	9,4	3,3
Tashkent	30,8	10,2	26,9	9,4
Fergana	26,0	8,7	25,6	9,0
Khorezm	14,3	4,7	13,7	4,8
Tashkent city	62,4	20,8	61,3	21,5

The share of registered enterprises by regions, in percentage terms



The largest number of enterprises and organizations that registered by economic activity accounts for trade (22,4 percent of total registered), industry (17,1 percent), construction (8,5 percent) and agriculture, forestry and fishing (7,5 percent).

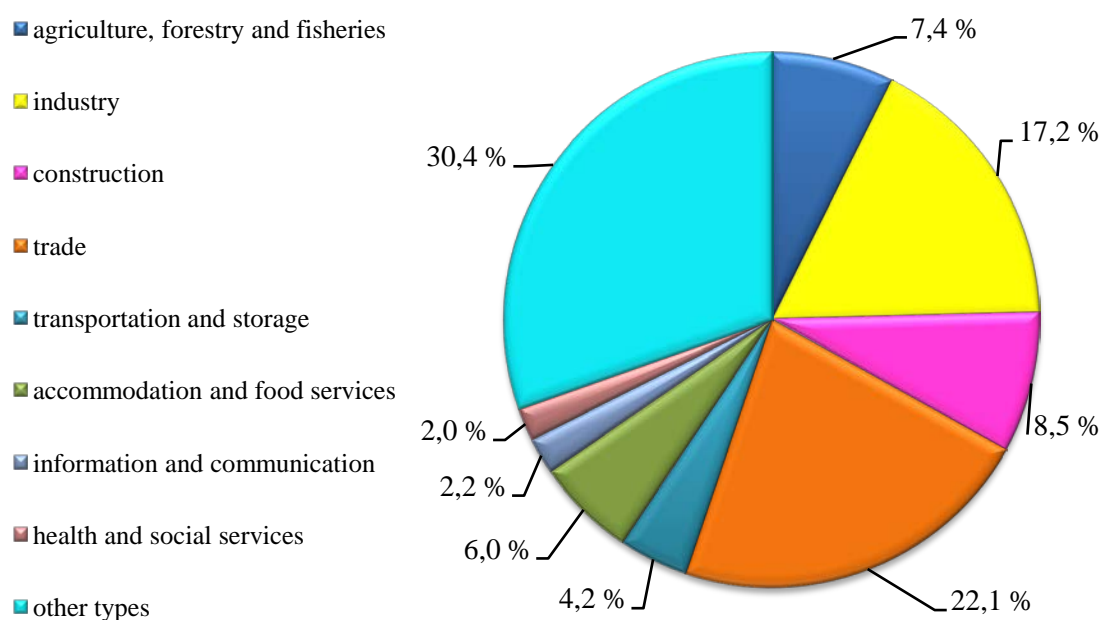
Distribution of the number of registered and operating enterprises and organizations by types of economic activity (as of 1 January 2018)

	<i>Registered</i>		<i>Active</i>	
	<i>thsd. units</i>	<i>as % of total</i>	<i>thsd. units</i>	<i>as % of total</i>
Total	300,2	100,0	285,5	100,0
<i>of which:</i>				
agriculture, forestry and fishing	22,6	7,5	21,0	7,4
industry	51,4	17,1	49,2	17,2
construction	25,5	8,5	24,1	8,5

Continued

	<i>Registered</i>		<i>Active</i>	
	<i>Thsd units</i>	<i>in % of the total</i>	<i>Thsd units</i>	<i>in % of the total</i>
trade	67,4	22,4	63,2	22,1
transportation and storage	12,5	4,2	12,0	4,2
accommodation and food services	18,2	6,1	17,1	6,0
information and communication	6,8	2,3	6,4	2,2
human health and social work activities	6,0	2,0	5,8	2,0
others	89,8	29,9	86,7	30,4

Share of operating enterprises and organizations by types of economic activity



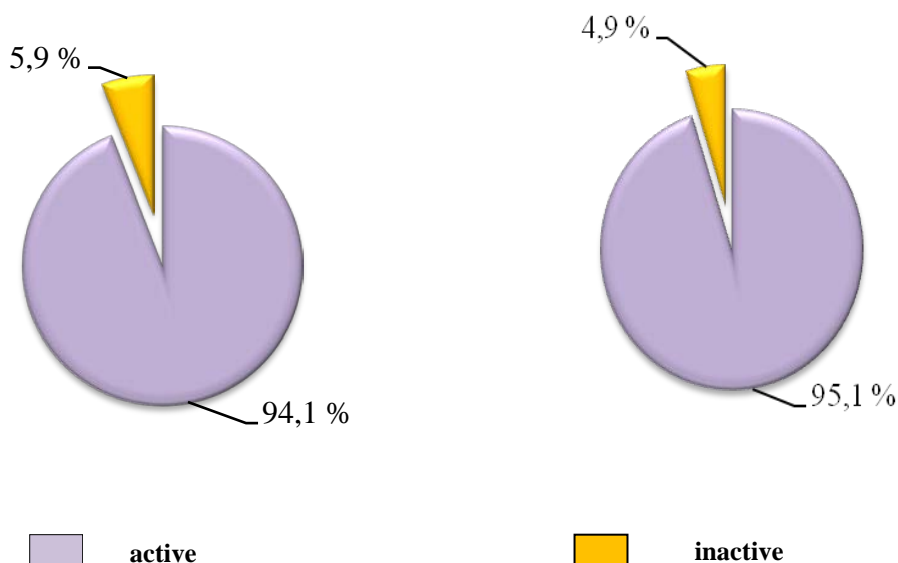
The share of operating in the total number of registered enterprises and organizations was 95,1 percent, respectively, the proportion of inactive in the total number of enterprises and organizations was 4,9 percent, which is 1,1 percentage points less than

in the beginning of the reporting year.

Share of operating and inactive in the total number of enterprises and organizations, in percentage terms

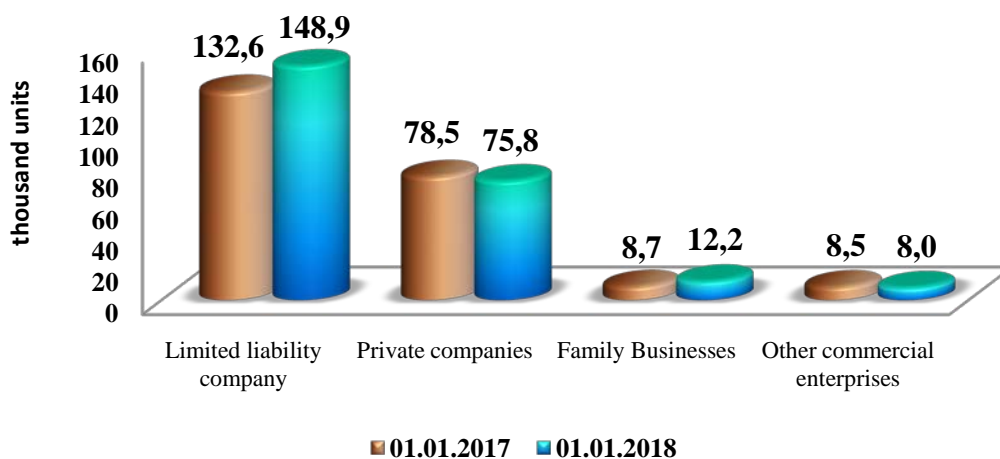
As of 01.01.2017

As of 01.01.2018



Number of registered commercial enterprises and organizations as of 1 January 2018, amounted to 244,9 thousand units, of which 75,8 thousand are private enterprises, 12,2 thousand - family enterprises, 148,9 thousand - limited liability companies, 0,7 thousand - joint-stock companies.

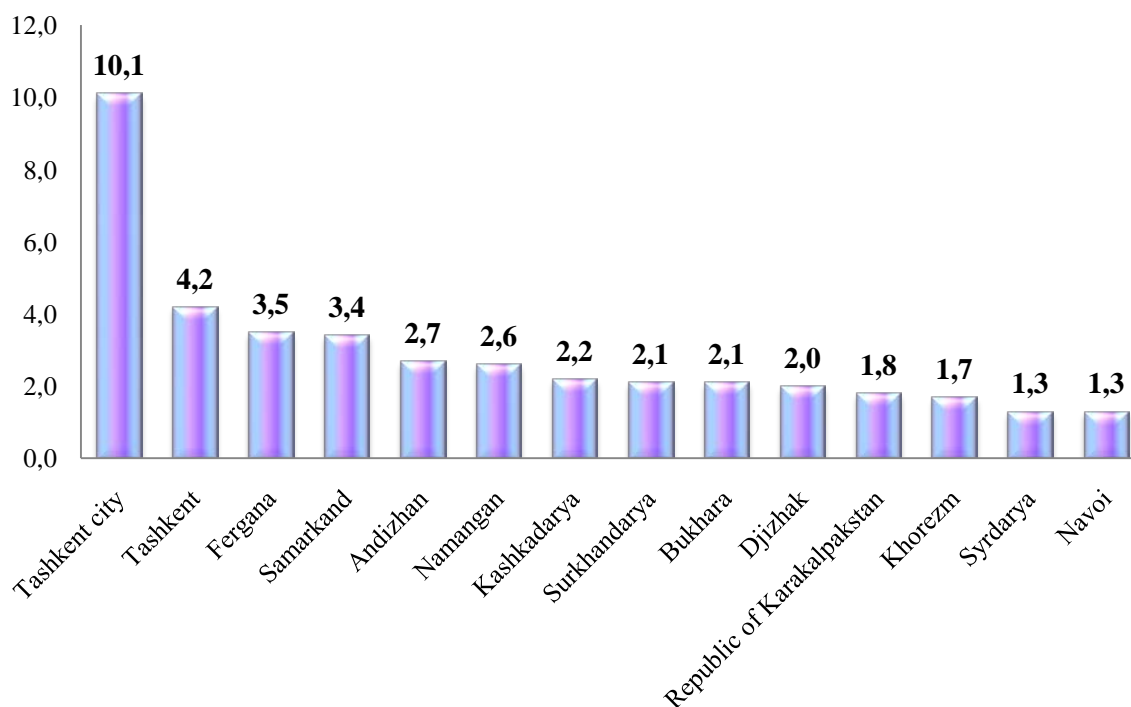
Distribution of registered business entities of legal bodies by forms of ownership is characterized by the following data, thousand units



At the end of 2017, in the Republic of Uzbekistan, the number of newly created enterprises and organizations amounted to more than 41.0 thousand units (including 38.2 thousand - small business entities), which is 25.2 percent more than in 2016. Tashkent city (10.1 thousand units), Tashkent (4.2 thousand units), Fergana (3.5 thousand units) and Samarkand (3.4 units) regions account for the largest part of the total number of newly created enterprises and organizations while the smallest falls on the Syrdarya (1,3 thousand units), Navoi (1,3 thousand units) and Khorezm

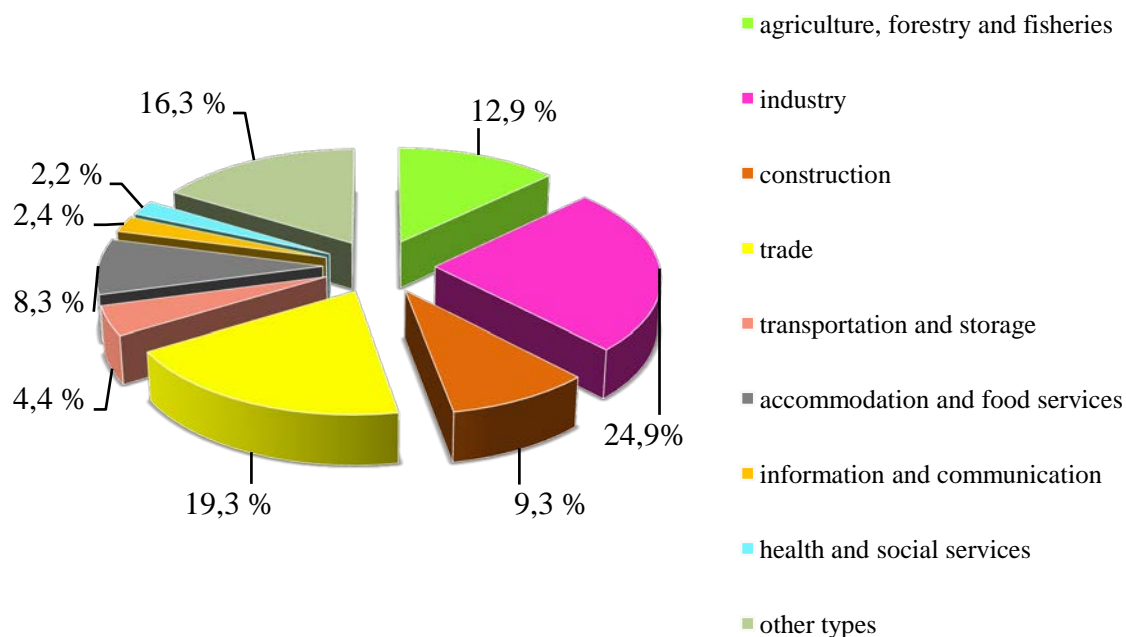
(1,7 thousand units) area.

**Number of newly created enterprises and organizations by regions,
thousand units**



By economic activity, of the total number of newly registered enterprises and organizations, industry accounts for 24,9 percent, trade – 19,3 percent, agriculture and forestry – 12,9 percent.

**Share of newly created enterprises and organizations
by types of economic activity**



As of 1 January 2018, the number of operating small businesses in the Republic amounted to more than 229,6 thousand units (excluding farm enterprises and dekhkan farms). This indicator is 9,1 percent more than the same period of last year.

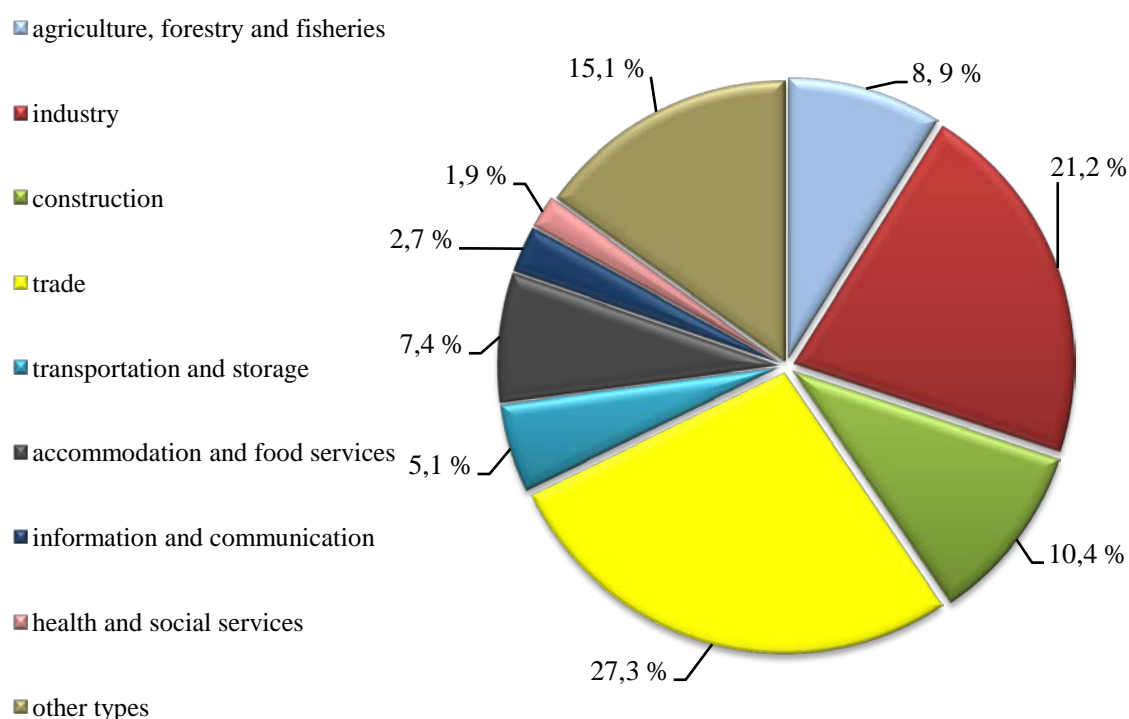
The main part of the operating small business entities accounts for Tashkent city - 52314 units. (22,8 percent), Tashkent - 21647 units. (9,4 percent), Andizhan - 20342 units. (8,9 percent) and Fergana - 20225 units. (8,8 percent) of the region. The smallest part falls on the Syrdarya - 7462 units. (3,3 percent), Navoi - 7569 units. (3,3 percent), Dzhizak - 9310 units (4,1 percent), Surkhandarya - 10409 units. (4,5 percent), in the Republic of Karakalpakstan - 10539 units. (4,6 percent).

Number of operating small businesses by regions
(as of 1 January)

	<i>As of 01.01.2017</i>		<i>As of 01.01.2018</i>	
	<i>units</i>	<i>as % of total</i>	<i>units</i>	<i>as % of total</i>
Republic of Uzbekistan	210594	100,0	229666	100,0
Republic of Karakalpakstan	9638	4,6	10539	4,6
<i>regions:</i>				
Andizhan	21713	10,3	20342	8,9
Bukhara	11615	5,5	12648	5,5
Dzhizak	8013	3,8	9310	4,1
Kashkadarya	13785	6,6	14347	6,2
Navoi	6731	3,2	7569	3,3
Namangan	14667	7,0	15949	6,9
Samarkand	13981	6,6	16005	7,0
Surkhandarya	9418	4,5	10409	4,5
Syrdarya	6954	3,3	7462	3,3
Tashkent	19458	9,2	21647	9,4
Fergana	17802	8,5	20225	8,8
Khorezm	10384	4,9	10900	4,7
Tashkent city	46435	22,0	52314	22,8

The operating small businesses (more than 229,6 thousand units) by type of economic activity account for trade - 62714 units. (27,3 percent), for industry - 48566 units (21,2 percent), for construction 23807 units (10,4 percent), for agriculture, forestry and fishing 20530 units (8,9 percent), for accommodation and food services – 16964 units (7,4 percent), for transportation and storage -11779 units (5,1 percent), for information and communication - 6167 units (2,7 percent), for health and social services - 4417 units (1,9 percent), as well as other types 34722 units (15,1 percent). From this it can be seen that industry and trade comprise the majority of operating small enterprises. Healthcare, provision of social services, as well as information and communication account for the smallest share of economic activities.

Share of operating small business entities by types of economic activity



Due to insufficient work to support small business entities, in terms of effective organization of their production activities, the share of inactive small businesses remains relatively high in the total number of registered enterprises. Thus, in the Tashkent region as of 01.01.2018 the number of inactive enterprises amounted to 3481 units or 13,9 percent of the total number of registered small businesses, and in the Khorezm region, their number increased by 103 units compared to the same period in 2016, amounting to 445 enterprises or 3,9 percent of the total number of registered enterprises.

In the reporting period, 26,5 thousand enterprises and organizations were liquidated, including 3,6 thousand (13,6 percent of all liquidated) with voluntary liquidation procedures.

Enterprises with participation of foreign capital. As of 1 January 2018, the number of operating enterprises with the participation of foreign capital was 5517 units.

The majority of enterprises with foreign capital participation account for the Tashkent city - 3624 units (65,7 percent), Tashkent - 583 units (10,6 percent) and Samarkand- 280 units (5,1 percent) regions. The smallest part corresponds to Khorezm - 51 units (0,9 percent), Kashkadarya - 54 units (1,0 percent), Surkhandarya - 57 units (1,0 percent) and Navoi - 60 units (1,1 percent). This indicates the need to strengthen joint work with foreign partners, development and attraction of foreign investment in these regions.

Number and share of operating enterprises with foreign capital participation by regions

	<i>units</i>	<i>as % of total</i>
Republic of Uzbekistan	5517	100,0
Republic of Karakalpakstan	76	1,4
<i>regions:</i>		
Andizhan	172	3,1
Bukhara	91	1,6
Dzhizak	82	1,5
Kashkadarya	54	1,0
Navoi	60	1,1
Namangan	103	1,9
Samarkand	280	5,1
Surkhandarya	57	1,0
Syrdarya	85	1,5
Tashkent	583	10,6
Fergana	199	3,6
Khorezm	51	0,9

	<i>units</i>	<i>as % of total</i>
--	--------------	----------------------

Tashkent city	3624	65,7
---------------	------	------

Out of the operating 5517 enterprises with foreign capital participation by types of economic activity, 2438 units (44,2 percent) account for industry, 1055 units (19,1 percent) for trade, 291 units (5,3 percent) for construction, 220 units (4,0 percent) for accommodation and food services, 161 units (2,9 percent) for transportation and storage, 159 units (2,9 percent) for agriculture, forestry and fishing, 126 units (2,3 percent) for information and communication, 74 units (1,3 percent) for health and social services, as well as other types 993 units (18,0). From this it can be seen that the majority of operating enterprises with the participation of foreign capital are accounted for by industry and trade. And the smallest share of economic activities is health and social services, as well as information and communication.

Number and share of operating enterprises with foreign capital participation by types of economic activity
(as of 1 January 2018)

	<i>units</i>	<i>as % of total</i>
Total	5517	100,0
<i>of which:</i>		
agriculture, forestry and fishing	159	2,9
industry	2438	44,2
construction	291	5,3
trade	1055	19,1
transportation and storage	161	2,9
accommodation and food services	220	4,0
information and communication	126	2,3
human health and social work activities	74	1,3
Others types	993	18,0

In January-December 2017, 863 enterprises were registered with the foreign capital participation. At the same time, with the participation of the capital of the residents of the People's Republic of China 163 enterprises were registered, the Russian Federation- 157, the Republic of Turkey- 86, the Republic of Kazakhstan

-75, the Republic of Korea -73, Great Britain -32, the USA- 29, the Republic of India -27, Republic of Azerbaijan - 24, Islamic Republic of Iran - 20. Also residents of the Islamic Republic of Afghanistan, the Republic of Kyrgyzstan, the Swiss Confederation, the United Arab Emirates, the British Virgin Islands, the Republic of Cyprus, the Czech Republic, the Federal Republic of Germany, and etc. expressed their interest in joint activity in 2017.

The majority of the newly created 863 enterprises with the participation of foreign capital accounted for the Tashkent city (535 units), Tashkent (88 units), Samarkand (56 units) and Fergana region (45 units). The smallest part of newly created enterprises with foreign capital participation is in Navoi (3 units), Kashkadarya (6 units) Surkhandarya (9 units) and Khorezm (10 units) regions.

**Number and share of newly established enterprises with participation
of enterprises with foreign capital by regions**

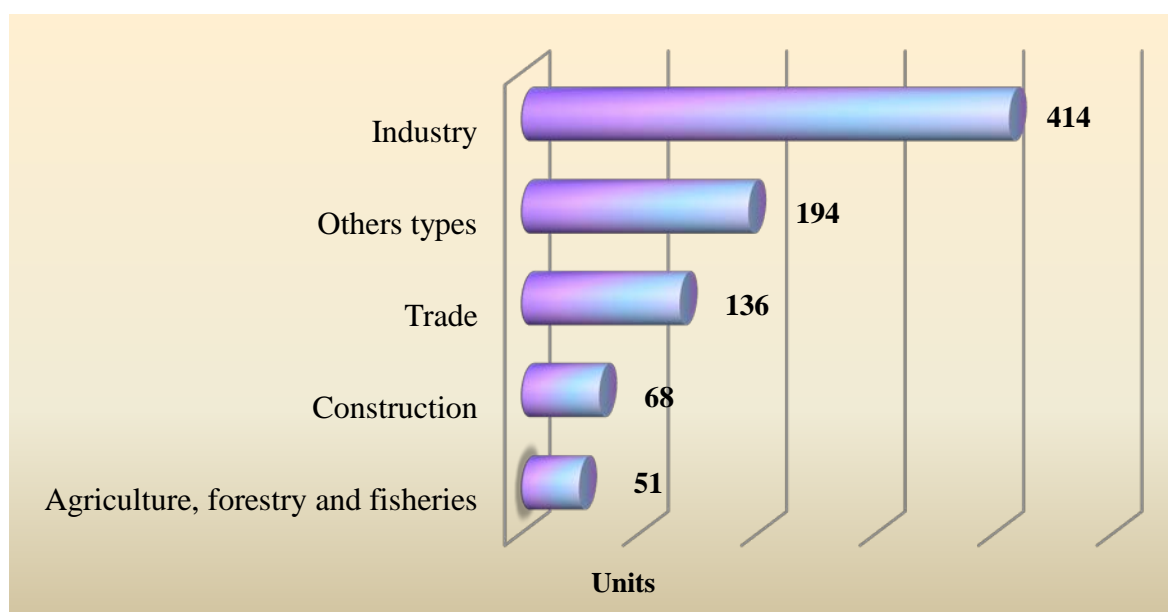
	<i>units</i>	<i>as % of total</i>
Republic of Uzbekistan	863	100,0
Republic of Karakalpakstan	14	1,6
<i>regions:</i>		
Andizhan	34	3,9
Bukhara	18	2,1
Dzhizak	13	1,5
Kashkadarya	6	0,7
Navoi	3	0,4
Namangan	17	2,0
Samarkand	56	6,5
Surkhandarya	9	1,0
Syrdarya	15	1,7
Tashkent	88	10,2
Fergana	45	5,2
Khorezm	10	1,2

	<i>units</i>	<i>as % of total</i>
--	--------------	----------------------

Tashkent city	535	62,0
---------------	-----	------

If we consider newly created enterprises with the participation of a foreign of the capital by types of economic activity, the majority of the industry accounts for 414 units, trade 136 units, construction of 68 units, agriculture, forestry and fishing-51 units. and other activities 194 units.

Number of newly created enterprises with foreign capital participation by economic activities, units



At the same time, the full potential is not fully exploited in expansion of volumes of attraction of direct foreign investments and unevenness of foreign investment attraction by separate regions remains. Thus, in 7 districts of the Republic, there are no enterprises with foreign investments, including in Alat, Zafarabad, Tamdin, Baysun, Muzrabad, Kizirik and Mirishkor districts. At the same time as of 1 January of this year, 168 enterprises with foreign investments remain inactive, including in Tashkent city (47), Tashkent (72), Samarkand (11), Namangan (8) and Andizhan (7) regions.

Family enterprise. As of 1 January 2018, the number of registered family enterprises that passed state registration as a legal entity amounted to 12184 units, of which 11679 were active or 95,9 percent. It shows that in comparison with the previous year, the growth in the number of registered and operating family enterprises amounted to 39,9 percent.

Growth dynamics of family enterprises, units

