

VII. PRIVATIZATION OF ENTERPRISES AND FACILITIES

According to the State Committee of the Republic of Uzbekistan for Promoting Privatized Enterprises and Development of Competition, in January-December 2017, 542 enterprises and facilities (hereinafter – facilities) were privatized (including program and non-program objects).

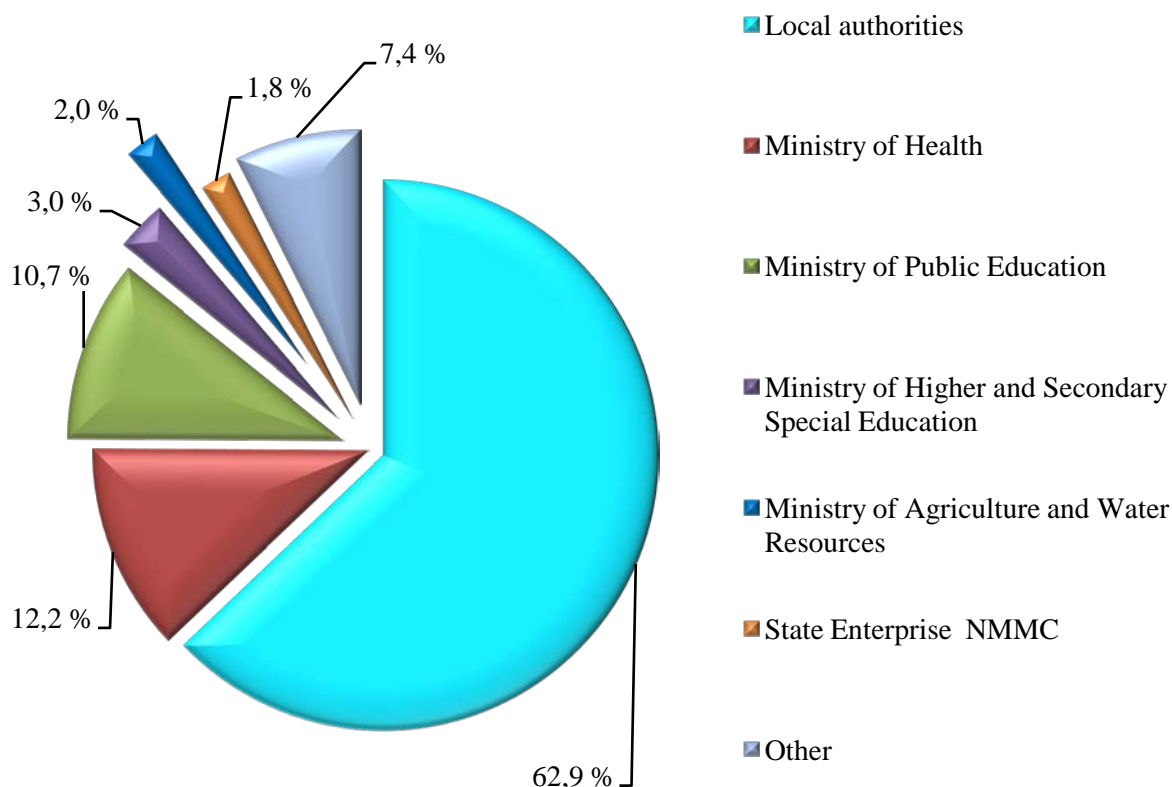
Main indicators of privatization

(January-December 2017)

	Number of privatized enterprises and facilities		Receipt of funds from the sale of state assets	
	units	in% of the total	mln soums	in% of the total
Republic of Uzbekistan	542	100,0	228281,2	100,0
Republic of Karakalpakstan	52	9,6	6537,7	2,9
<i>regions:</i>				
Andizhan	61	11,2	5012,8	2,2
Bukhara	9	1,7	8025,1	3,5
Dzhizak	50	9,2	3336,1	1,5
Kashkadarya	16	3,0	8293,5	3,6
Navoi	14	2,6	1248,3	0,5
Namangan	52	9,6	29809,1	13,1
Samarkand	22	4,0	4198,2	1,8
Surkhandarya	64	11,8	3998,0	1,8
Syrdarya	18	3,3	1794,7	0,8
Tashkent	84	15,5	28586,9	12,5
Fergana	40	7,4	10984,1	4,8
Khorezm	39	7,2	3536,9	1,5
Tashkent city	21	3,9	112919,8	49,5

In the reporting period, the largest number of facilities were privatized in Tashkent region - 84 objects (15,5 percent of the total number of privatized facilities in the Republic), Surkhandarya region - 64 objects (11,8 percent), Andizhan region - 61 objects (11,2 percent), Republic of Karakalpakstan and Namangan region - 52 objects (9,6 percent), Dzhizak region -50 objects (9,2 percent), Fergana region - 40 objects (7,4 percent).

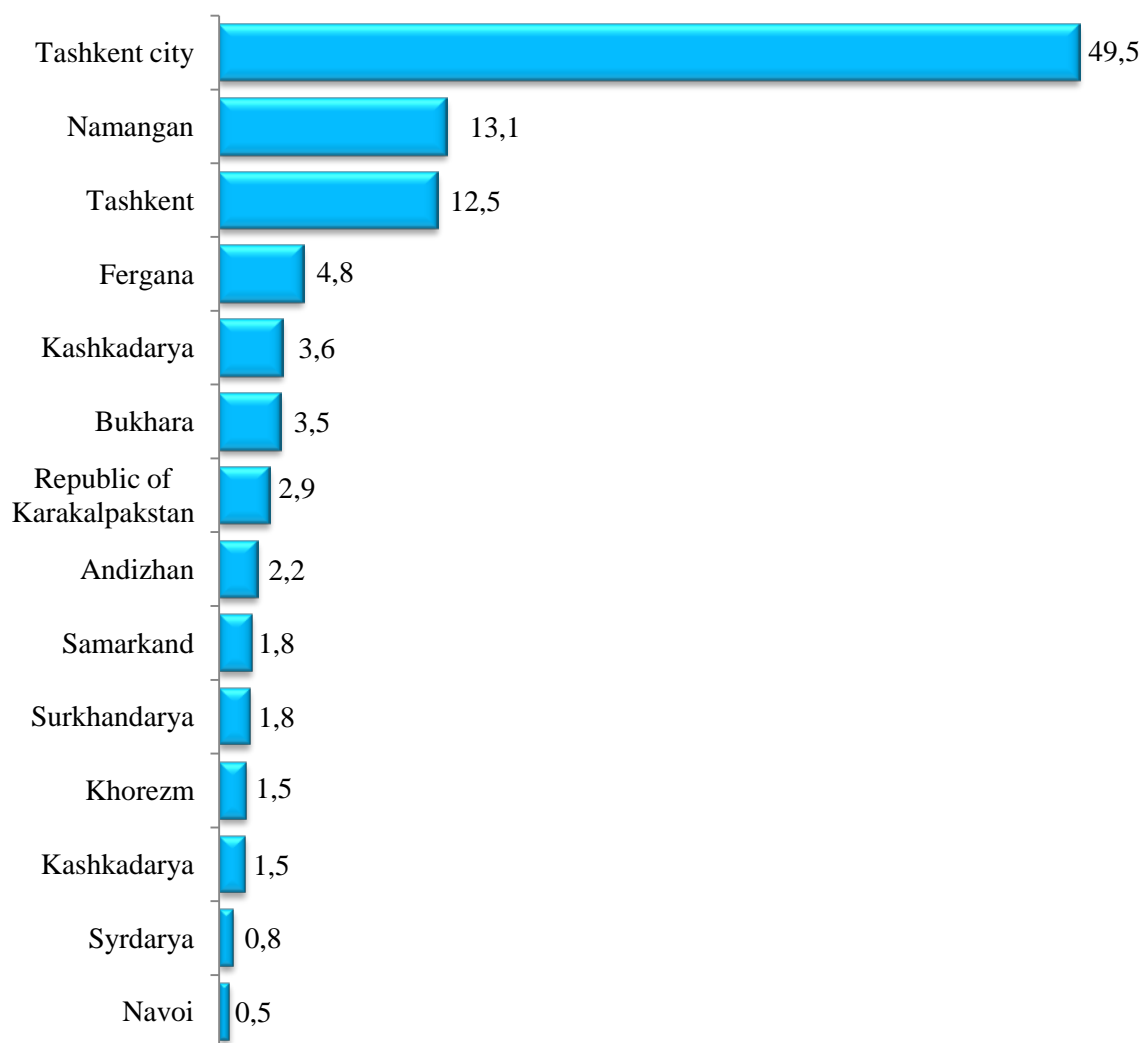
Structure of privatized state property by ministries and departments
(in January-December 2017)
(in % of the total)



In the structure of privatized state property, facilities of local authorities - 341 objects (62,9 percent of the total number of objects privatized in the Republic), the Ministry of Health - 66 objects (12,2 percent), the Ministry of Public Education - 58 objects (10,7 percent), the Ministry of Higher Education and secondary specialized education - 16 objects (3,0 percent), The Ministry of Agriculture and Water Resources - 11 objects (2,0 percent), State Enterprise "NMMC" - 10 objects (1,8 percent) take the largest share.

Receipt of funds from privatization of state property in January-December 2017 amounted to 228,3 billion soums.

Structure of the proceeds from the sale of state property by regions of the Republic (for January-December 2017) (in % of the total)

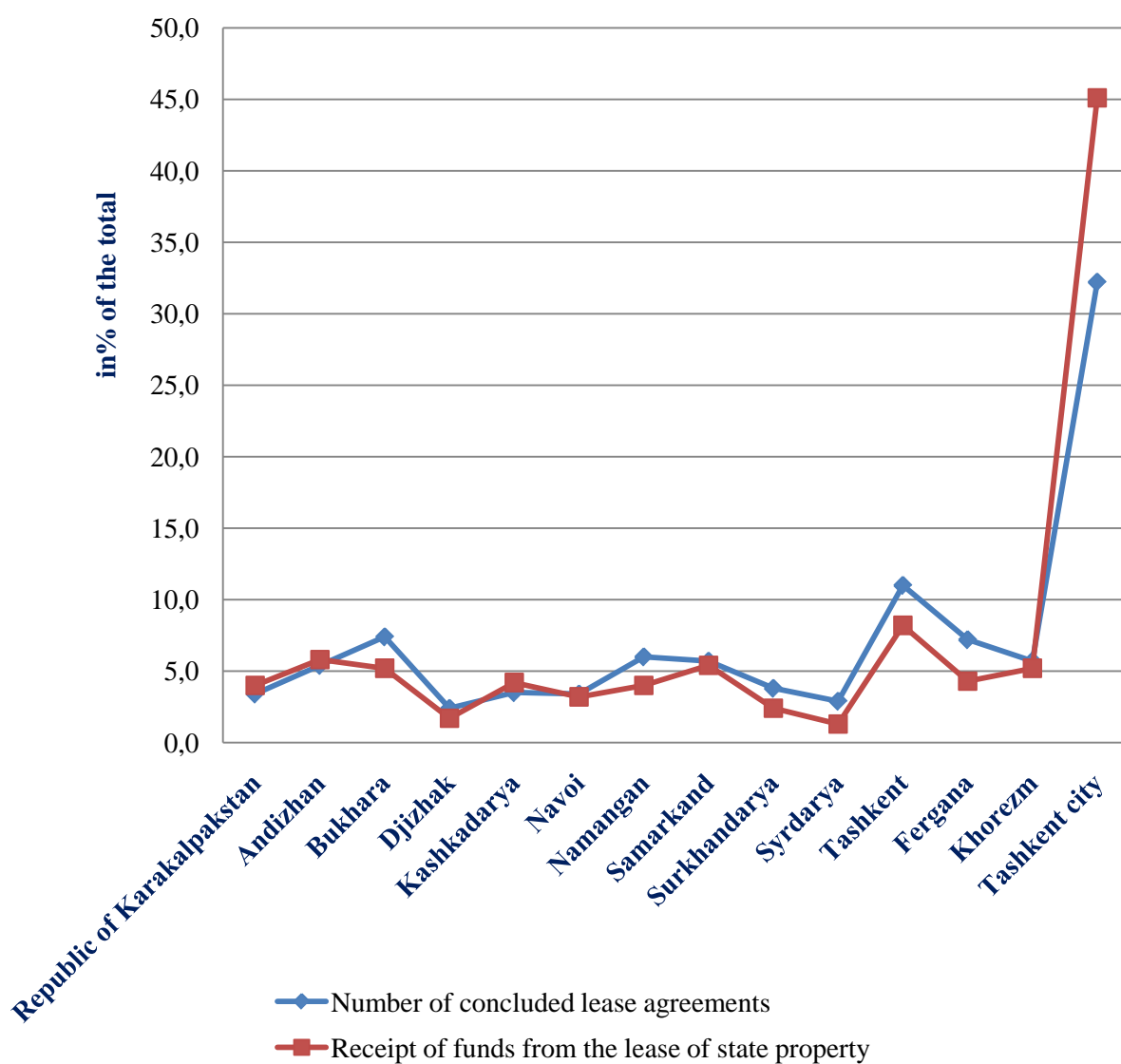


From the territorial aspect, the largest part of the proceeds from the privatization of state property is in Tashkent city (49,5 percent of total revenues), Namangan (13,1 percent), Tashkent (12,5 percent), Ferghana (4,8 percent), Kashkadarya (3,6 percent), Bukhara (3,5 percent) and the Republic of Karakalpakstan (2,9 percent).

In order to effectively use the public non-residential fund in 2017, more than 31,6 thousand lease agreements were concluded. As a result, more than 17,1 thousand new jobs were created. From the transfer of state property in rent, 104,6 billion soums were received as a whole.

Operational information on the transfer of state property for rent in 2017

(in % of the total)



From the territorial aspect, the largest part of the proceeds from the lease of state property is in Tashkent (45,1 percent of total revenues), Tashkent (8,2 %), Andizhan (5,8 percent), and Samarkand (5,4 percent).