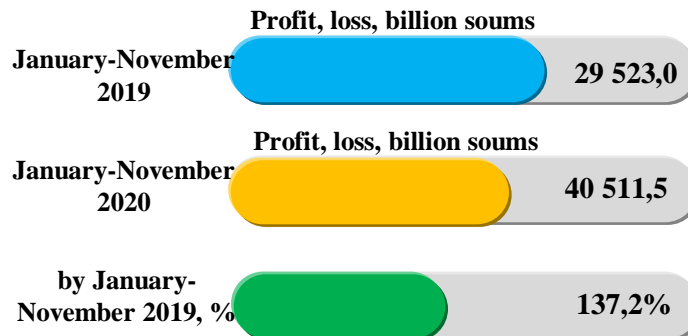


XI. FINANCIAL RESULTS OF ENTERPRISES AND ORGANIZATIONS¹⁾

SECTION 1. FINANCIAL RESULTS OF ENTERPRISES AND ORGANIZATIONS

Profit. According to reporting data, in January-November 2020, enterprises and organizations received a balanced financial result (profit) in the amount of 40 511.5 billion soums, which is 37.2% more compared to the corresponding period of 2019.



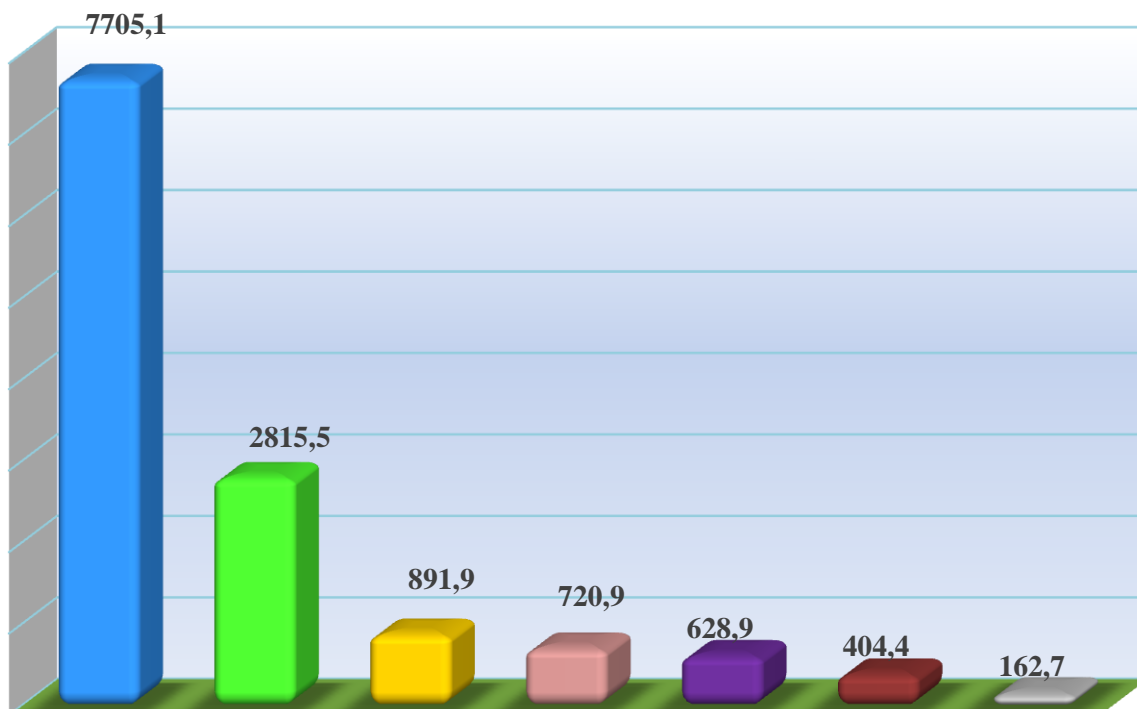
Balanced financial result by type of economic activity

	January -	January -	% to January- November 2019
	November 2019	November 2020	
	Profit, loss (-), billion soums		
Total	29523,0	40511,5	137,2
Mining and quarrying	-2556,6	-28,3	-
Manufacturing industry	31892,6	40492,3	127,0
Electricity, gas, steam and air conditioning	-1013,0	-1314,3	-
Construction	156,7	149,7	95,6
Trade	1654,5	1549,5	93,7
Transportation and storage	-3258,4	-2927,6	-
Accommodation and food services	146,4	-60,5	-
Information and communication	1065,4	1062,4	99,7
Financial and insurance activities	183,3	222,8	121,6
Real estate activities	256,9	74,1	28,8
Professional, scientific and technical activities	459,1	1064,2	2,3 t.
Management and provision of support services activities	150,2	60,7	40,4
Health care and social services	84,2	100,7	119,6
Others	301,7	65,8	21,8


¹⁾ Without budgetary and other non-profit organizations, agricultural enterprises producing products, farms and dehqan farms, insurance organizations, banks, small enterprises and microfirms.



Profit growth by economic management bodies
(billion soums)



- State Enterprise "NMMC"
- JSC "AGMK"
- JSC "Uzbekneftegaz"
- JSC "Uzbekiston Temir Yullari"
- Association "Uzpromstroyaterialy"
- JSC "Regional Electric Networks"
- JSC "Uzdonmahsulot"

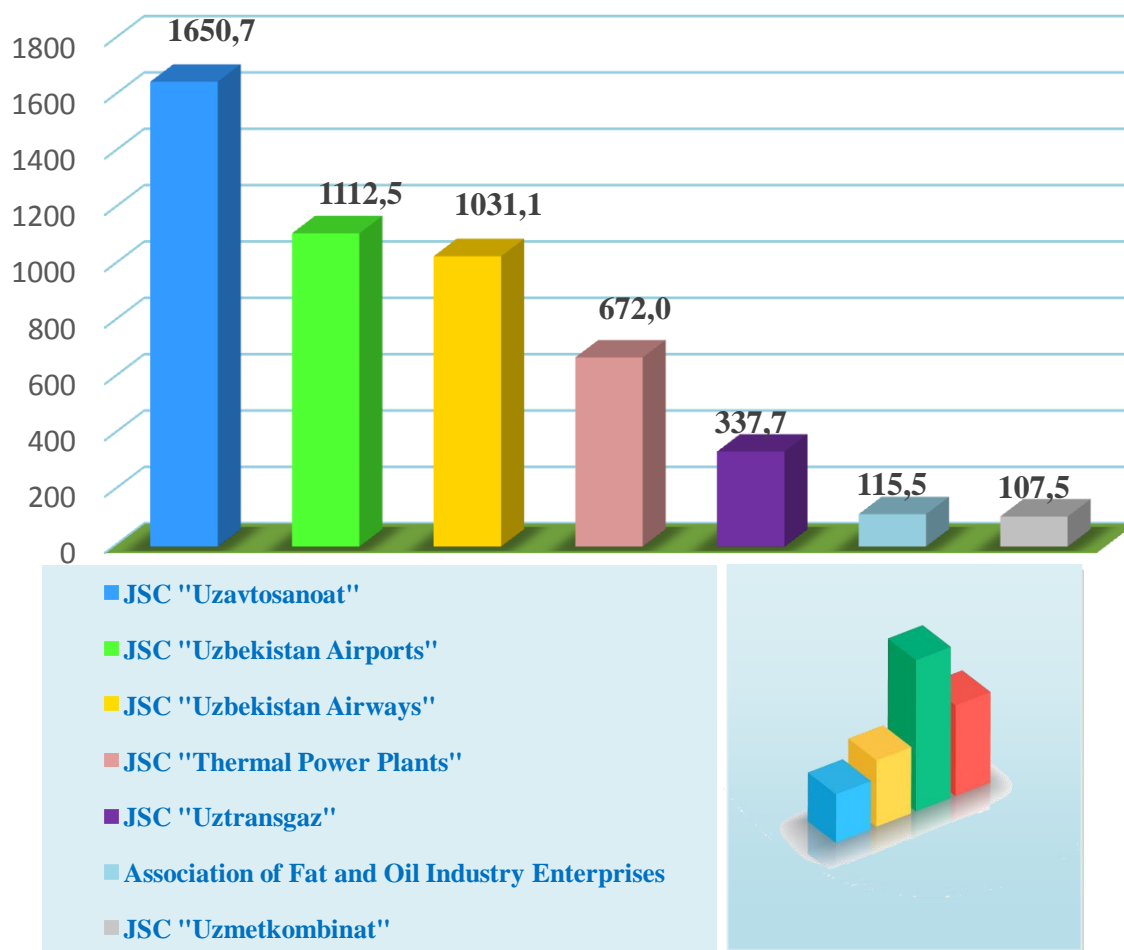


The largest increase in profit for January-November 2020, compared to the corresponding period of 2019, was received by the enterprises of the State Enterprise "NMMC" (7 705.1 billion soums), JSC "AGMK" (2 815.5 billion soums), JSC "Uzbekneftegaz" (891.9 billion soums), JSC "Uzbekiston Temir Yullari" (720.9 billion soums), Association "Uzpromstroyaterialy" (628.9 billion soums), JSC "Regional Electric Networks" (404.4 billion soums), JSC "Uzdonmahsulot" (162.7 billion soums).

A decrease in profits was observed at the enterprises of “Uzavtosanoat” JSC - by 1 650.7 billion soums, “Uzbekistan Airports” JSC - by 1 112.5 billion soums, “Uzbekistan Airways” JSC - by 1 031.1 billion soums, “Thermal power stations”- by 672.0 billion soums, JSC “Uztransgaz”- by 337.7 billion soums, the Association of Fat and Oil Industry Enterprises - by 115.5 billion soums, JSC “Uzmetkombinat” - by 107.5 billion soums, JSC “Uzmakhsusmontazhkurilish” - for 75.9 billion soums, the Ministry of Housing and Communal Services - for 63.2 billion soums.



Decrease in profit, billion soums



Financial results of enterprises and organizations



Balanced financial result by region

	January- November 2019	January- November 2020	% to January- November 2019
	<i>Profit, loss (-), billion soums</i>		
Republic of Uzbekistan ¹⁾	29523,0	40511,5	137,2
Republic of Karakalpakstan	4751,1	4480,6	94,3
<i>regions:</i>			
Andijan	3369,6	1906,4	56,6
Bukhara	506,1	684,1	135,2
Jizzakh	116,4	90,9	78,1
Kashkadarya	-1889,6	9,8	-
Navoi	11959,4	20495,1	171,4
Namangan	260,0	-398,9	-
Samarkand	613,4	230,6	37,6
Surkhandarya	128,7	56,9	44,2
Syrdarya	-292,9	-94,1	-
Tashkent	6225,7	8729,9	140,2
Fergana	862,2	870,9	101,0
Khorezm	206,2	48,5	23,5
Tashkent city	3714,6	4634,8	124,8

In territorial terms, the largest part of the profit falls on the Navoi region – 20 495.1 billion soums (50.6% of the total profit), Tashkent region – 8 729.9 billion soums (21.5%), Tashkent city – 4 634.8 billion soums (11.4%), the Republic of Karakalpakstan – 4 480.6 billion soums (11.1%), Andijan region – 1 906.4 billion soums (4.7%) and Fergana region - 870.9 billion soums (2.1%).

For information:

in January - November 2020, 452 enterprises and organizations made losses in the amount of 10 035.5 billion

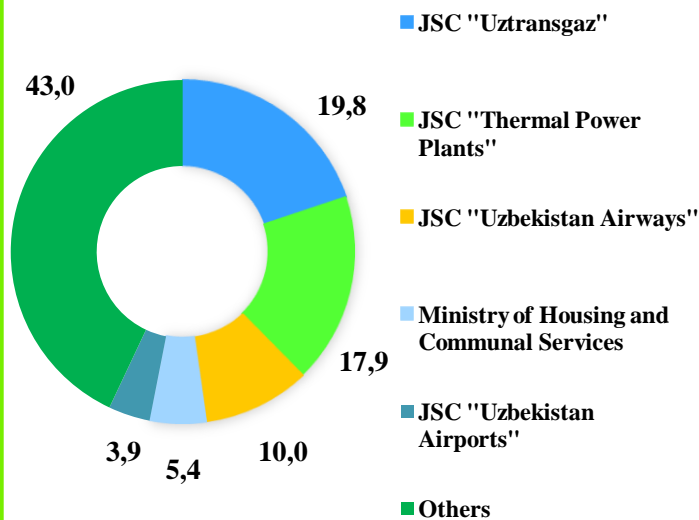
¹⁾ Including unallocated data by region



Financial result of unprofitable enterprises and organizations

(for January-November 2020, % of the total)

The largest losses are accounted for by the enterprises of JSC "Uztransgaz" – 1 991.4 billion soums, JSC "Thermal Power Plants" – 1 798.4 billion soums, JSC "Uzbekistan Airways" 1 001.5 billion soums, the Ministry of Housing and Communal Services - 537.0 billion soums, "Uzbekistan Airports" JSC - 393.3 billion soums, "Uzbekiston Temir Yullari" JSC - 277.5 billion soums.



Financial result of unprofitable enterprises and organizations by type of economic activity

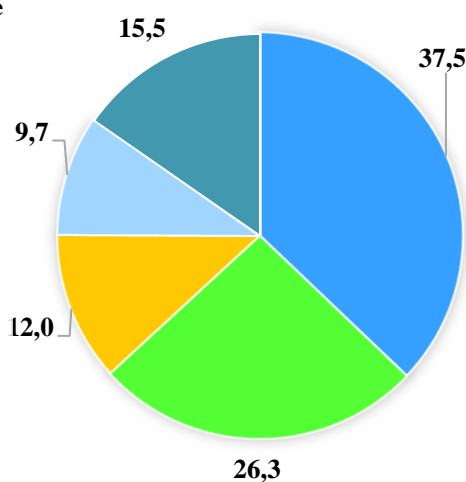
	January-November 2019		January-November 2020	
	number of enterprises	amount of loss, billion soums	number of enterprises	amount of loss, billion soums
Total	232	8 254,6	452	10 035,5
Mining and quarrying	2	7,1	13	970,3
Manufacturing industry	42	704,1	85	1 206,4
Electricity, gas, steam and air conditioning	25	1 177,9	28	2643,0
Water supply, sewerage, waste collection and disposal	5	82,4	6	113,6
Construction	8	14,2	33	133,4
Trade	61	333,5	86	625,2
Transportation and storage	35	4 990,1	62	3 765,4
Accommodation and food services	15	30,1	30	91,8
Information and communication	7	9,7	11	25,5
Professional, scientific and technical activities	2	3,6	14	35,8
Management and provision of support services activities	4	2,3	22	41,8
Arts, entertainment and recreation	8	72,0	21	341,2
Others	18	827,6	41	42,1

Financial results of enterprises and organizations



**Financial result of unprofitable enterprises and organizations
by type of economic activity**
(for January-November 2020, % of the total)

- Transportation and storage
- Electricity, gas, steam and air conditioning
- Manufacturing industry
- Mining and quarrying
- Others



The largest losses are accounted for by enterprises carrying out transportation and storage – 3 765.4 billion soums (37.5% of all losses), electricity supply, gas, steam and air conditioning – 2 643.0 billion soums (26.3%).



**Financial result of unprofitable enterprises
and organizations by region**

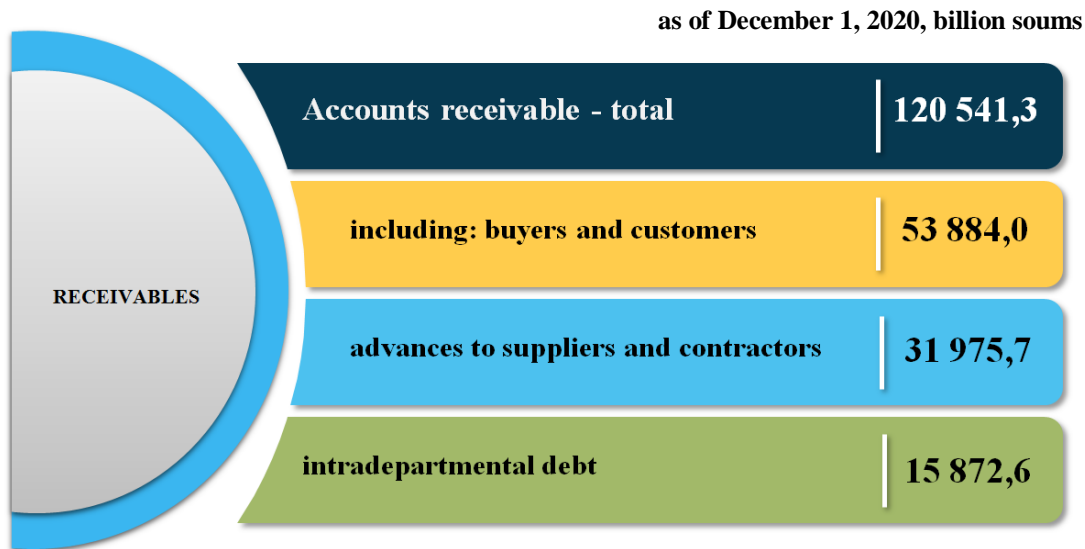
	January-November 2019		January-November 2020	
	number of enterprises	amount of loss, billion soums	number of enterprises	amount of loss, billion soums
Republic of Uzbekistan	232	8254,6	452	10035,5
Republic of Karakalpakstan	5	27,5	7	43,3
<i>regions:</i>				
Andijan	17	244,4	25	212,8
Bukhara	6	16,3	9	64,5
Jizzakh	4	5,1	11	8,8
Kashkadarya	9	239,2	12	1107,8
Navoi	3	3,4	10	18,9
Namangan	8	7,3	15	765,1
Samarkand	12	59,2	36	189,3
Surkhandarya	8	88,2	15	107,4
Syrdarya	8	228,3	9	200,3
Tashkent	30	447,9	52	1102,9
Fergana	10	48,0	22	126,7
Khorezm	5	5,4	9	104,3
Tashkent city	106	5481,8	218	4749,4

Financial results of enterprises and organizations

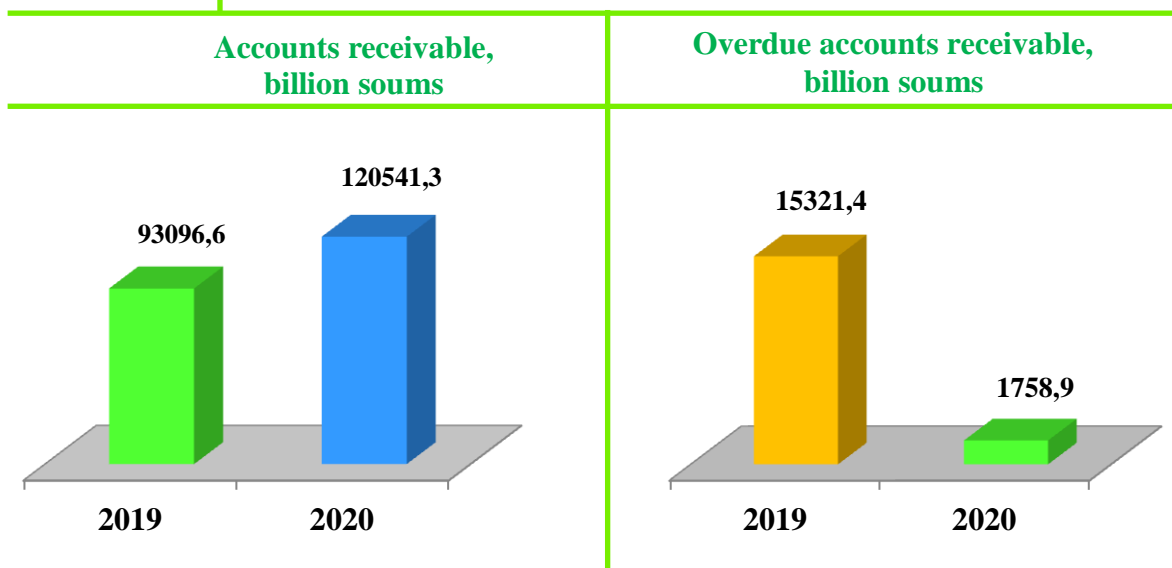
SECTION 2. STATE OF RECEIVABLES OF ENTERPRISES AND ORGANIZATIONS ¹⁾

The total amount of receivables as of December 1, 2020 amounted to 120 541.3 billion soums, including overdue – 1 758.9 billion soums, or 1.5% of the total amount of receivables.

Overdue debt, compared to the same period in 2019, decreased by 88.5%, its share in total accounts receivable decreased by 15.0 percentage points.



Accounts receivable of enterprises and organizations
as of December 1, 2020



¹⁾ Without budgetary and other non-profit organizations, agricultural enterprises producing products, farms and dekhkan farms, insurance organizations, banks, small enterprises and microfirms.



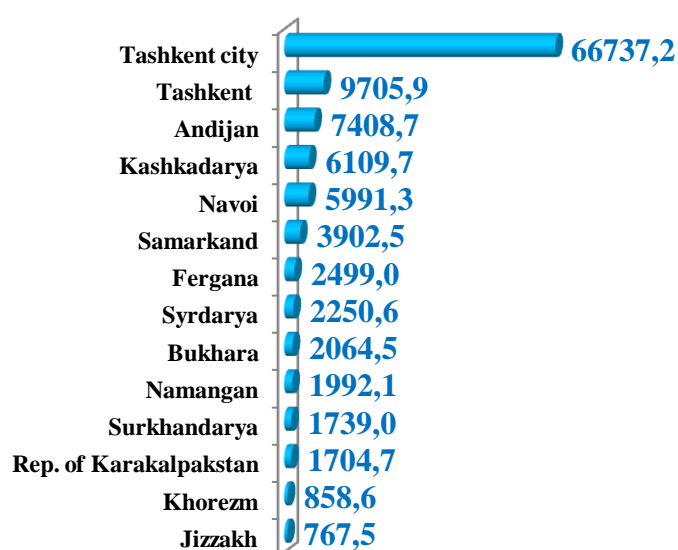
Accounts receivable of enterprises
and organizations by region

billion soums

	As of December 1, 2019		As of December 1, 2020	
	receivables	including overdue	receivables	including overdue
Republic of Uzbekistan	93096,6	15321,4	120541,3	1758,9
Republic of Karakalpakstan	1851,1	8,6	1704,7	11,5
<i>regions:</i>				
Andijan	4597,2	21,0	7408,7	74,3
Bukhara	2008,0	2,9	2064,5	21,2
Jizzakh	890,9	1,8	767,5	2,8
Kashkadarya	20398,1	14187,8	6109,7	23,5
Navoi	2594,9	34,1	5991,3	160,8
Namangan	999,3	5,0	1992,1	8,0
Samarkand	1810,5	34,9	3902,5	35,4
Surkhandarya	1349,5	0,3	1739,0	43,6
Syrdarya	2279,1	11,2	2250,6	15,2
Tashkent	7812,9	234,8	9705,9	407,6
Fergana	2520,6	13,4	2499,0	104,6
Khorezm	771,4	8,8	858,6	6,2
Tashkent city	39140,0	756,9	66737,2	843,5




Accounts receivable of enterprises and organizations
by region as of December 1, 2020,
billion soums



In the territorial context, the largest part of accounts receivable falls on the city of Tashkent – 66 737.2 billion soums, Tashkent – 9 705.9 billion soums, Andijan – 7 408.7 billion soums, Kashkadarya – 6 109.7 billion soums, and Navoi region – 5 991.3 billion soums.

SECTION 3. STATUS OF CREDITS DEBT OF ENTERPRISES AND ORGANIZATIONS ¹⁾

as of December 1, 2020, billion soums



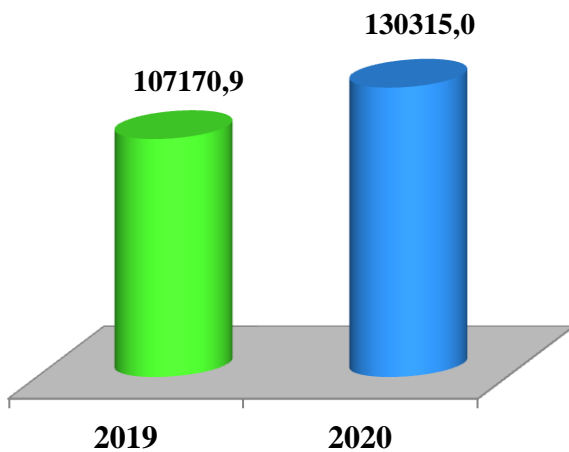
The total amount of accounts payable as of December 1, 2020 amounted to 130 315.0 billion soums, including overdue – 2 656.0 billion soums, or 2.0% of the total amount of accounts payable.

Overdue debt, compared to the same period in 2019, decreased by 71.8%, its share in total payables decreased by 6.8 percentage points.

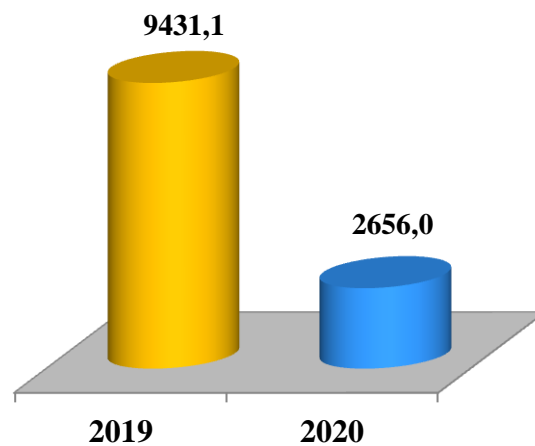


Accounts payable of enterprises and organizations as of December 1, 2020

accounts payable,
billion soums



overdue accounts payable,
billion soums



¹⁾ Without budgetary and other non-profit organizations, agricultural enterprises producing products, farms and dekhkan farms, insurance organizations, banks, small enterprises and microfirms

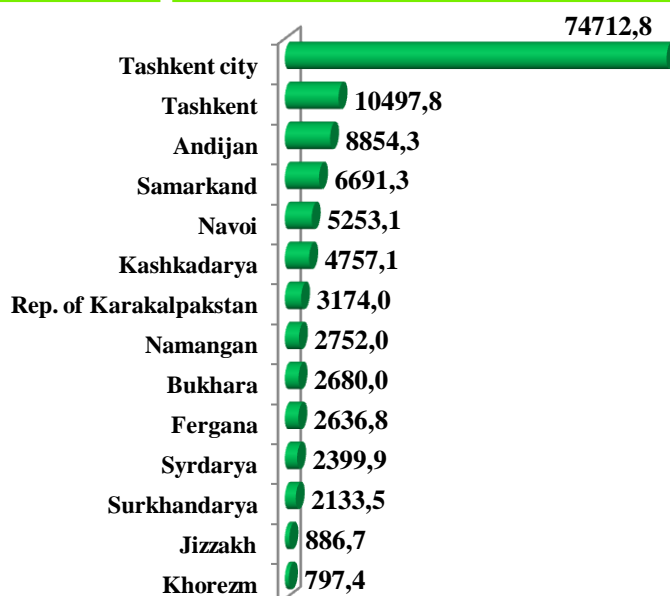


Accounts payable of enterprises and organizations by region

	As of December 1, 2019		As of December 1, 2020	
	accounts payable, billion soums	including overdue	accounts payable, billion soums	including overdue
Republic of Uzbekistan	107170,9	9431,1	130315,0	2656,0
Republic of Karakalpakstan	2820,0	2,1	3174,0	4,1
<i>regions:</i>				
Andijan	9004,7	17,8	8854,3	40,2
Bukhara	2787,4	-	2680,0	10,0
Jizzakh	811,4	3,7	886,7	7,8
Kashkadarya	14467,3	7761,6	4757,1	766,3
Navoi	4907,9	44,7	5253,1	561,3
Namangan	1477,5	4,2	2752,0	2,7
Samarkand	2699,9	67,0	6691,3	69,1
Surkhandarya	1766,1	2,7	2133,5	37,3
Syrdarya	1825,7	4,1	2399,9	25,7
Tashkent	8091,5	219,6	10497,8	363,5
Fergana	2524,5	16,3	2636,8	108,0
Khorezm	786,9	1,4	797,4	0,6
Tashkent city	51600,0	1285,8	74712,8	659,3



Accounts payable of enterprises and organizations by region as of December 1, 2020, billion soums



In territorial terms, the largest part of accounts payable falls on the city of Tashkent – 74 712.8 billion soums, Tashkent – 10 497.8 billion soums, Andijan – 8 854.3 billion soums, Samarkand – 6 691.3 billion soums, Navoi 5 253.1 billion soums and Kashkadarya region – 4 757.1 billion soums.



**The state of overdue receivables
of enterprises and organizations**
(as of December 1, 2020)

	<i>Total, billion soums</i>	<i>including:</i>		
		<i>buyers and customers</i>	<i>advances to suppliers and contractors</i>	<i>intradepart- mental</i>
Republic of Uzbekistan	1758,9	1073,0	92,2	492,3
Republic of Karakalpakstan	11,5	1,4	1,1	1,1
<i>regions:</i>				
Andijan	74,3	8,5	16,4	19,2
Bukhara	21,2	18,1	0,1	-
Jizzakh	2,8	2,6	0,2	-
Kashkadarya	23,5	17,4	3,9	0,3
Navoi	160,8	157,5	3,0	-
Namangan	8,0	7,5	0,2	0,4
Samarkand	35,4	9,1	25,0	0,5
Surkhandarya	43,6	36,1	4,7	2,5
Syrdarya	15,2	8,7	6,5	-
Tashkent	407,6	373,8	8,7	10,2
Fergana	104,6	80,4	14,6	0,0
Khorezm	6,2	1,8	4,2	0,1
Tashkent city	843,5	349,3	3,5	458,0

In the territorial context, the largest part of overdue accounts receivable falls on the city of Tashkent - 843.5 billion soums, Tashkent - 407.6 billion soums, Navoi - 160.8 billion soums, Fergana - 104.6 billion soums, Andijan - 74.3 billion soums, Surkhandarya - 43.6 billion soums and Samarkand region - 35.4 billion soums.

Overdue debt is the total amount of overdue debt that has not been repaid within the terms established by law.



**The state of overdue accounts payable
of enterprises and organizations**
(as of December 1, 2020)

	Total, billion soums	including:			
		suppliers and contractors	on payments to the budget	on payments to state trust funds	intradepart mental
Republic of Uzbekistan	2656,0	1652,1	3,0	10,4	82,3
Republic of Karakalpakstan	4,1	0,9	-	-	0,7
<i>regions:</i>					
Andijan	40,2	35,5	1,2	1,3	0,0
Bukhara	10,0	10,0	-	-	-
Jizzakh	7,8	7,6	0,1	-	0,0
Kashkadarya	766,3	2,7	-	0,4	-
Navoi	561,3	559,2	0,0	0,0	1,8
Namangan	2,7	2,3	-	0,3	0,1
Samarkand	69,1	58,8	0,0	0,1	5,0
Surkhandarya	37,3	31,0	-	-	5,3
Syrdarya	25,7	23,8	1,0	0,5	-
Tashkent	363,5	272,9	0,6	4,4	62,4
Fergana	108,0	92,3	0,2	3,5	6,9
Khorezm	0,6	0,4	-	-	0,0
Tashkent city	659,3	554,7	-	-	-

In the territorial context, the largest part of overdue accounts payable falls on the Kashkadarya region - 28.9%, Tashkent city - 24.8%, Navoi - 21.1%, Tashkent - 13.7% and Fergana region - 4.1%.



Financial results of enterprises and organizations



**Structure of overdue receivables of enterprises
by type of economic activity as of December 1, 2020**

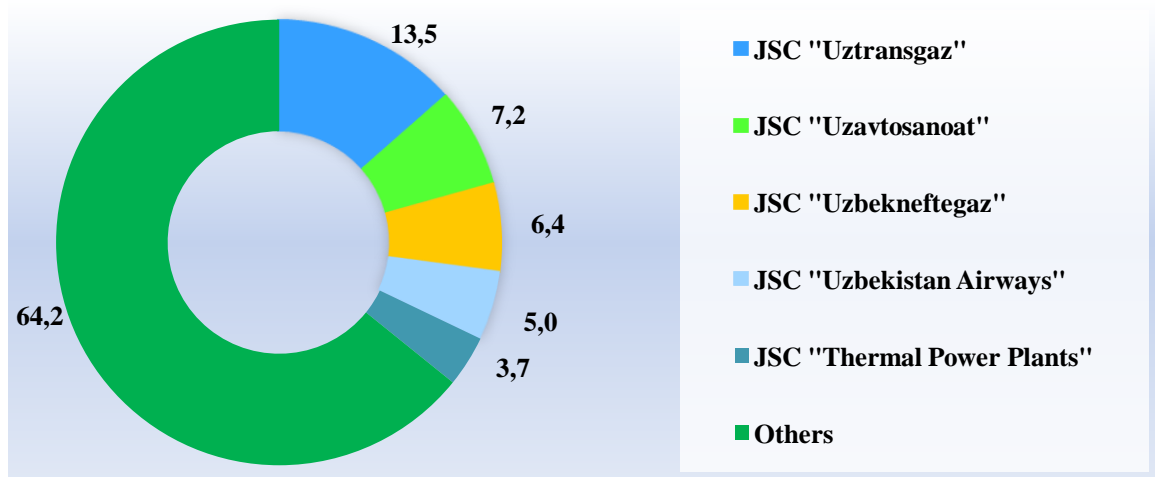
	<i>Total, billion soums</i>	<i>including:</i>			<i>share of overdue debt, %</i>
		<i>buyers and customers</i>	<i>advances to suppliers and contractors</i>	<i>intradepa rtmental</i>	
Total	1758,9	1073,0	92,2	492,3	1,5
Mining and quarrying	2,9	0,8	1,8	0,0	0,0
Manufacturing industry	440,1	288,3	52,3	23,2	1,2
Electricity, gas, steam and air conditioning	873,3	410,9	20,9	438,8	5,4
Water supply, sewerage, waste collection and disposal	263,0	255,2	-	5,8	29,1
Construction	27,2	23,2	3,0	0,5	0,5
Trade	33,0	24,1	2,0	-	0,2
Transportation and storage	41,5	29,2	1,0	2,5	0,2
Real estate operations	3,0	0,7	0,4	1,6	1,0
Professional, scientific and technical activities	42,5	22,5	4,2	14,0	2,0
Others	32,4	18,1	6,6	5,9	0,8

The largest share of overdue accounts receivable of enterprises by type of economic activity falls on electricity supply, gas, steam and air conditioning - 49.6%, manufacturing industry - 25.0%, water supply, sewerage, waste collection and disposal - 15.0%.



Accounts receivable by individual ministries and departments

(as of December 1, 2020, % of the total)

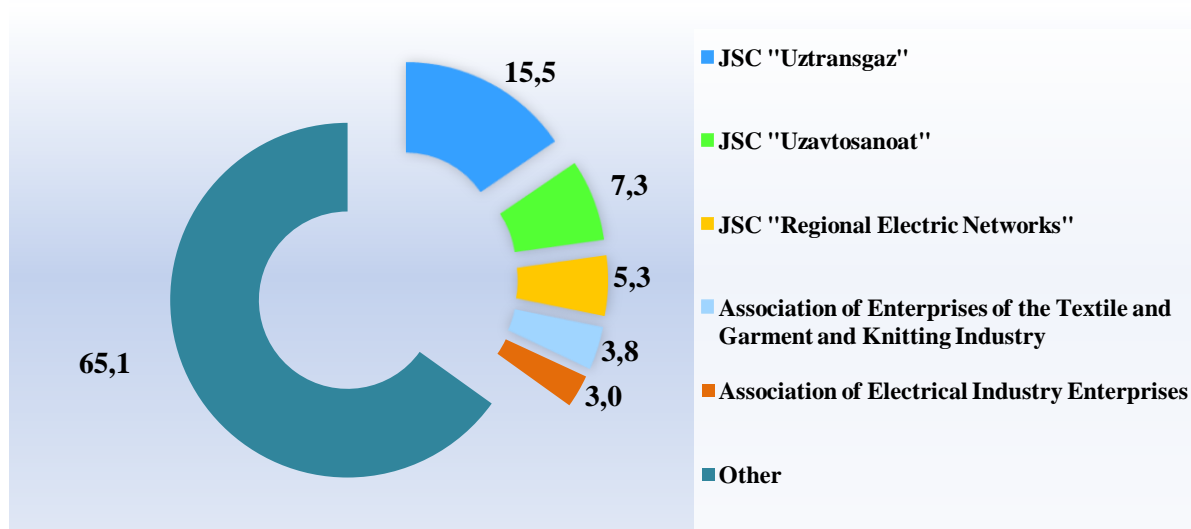


The largest amounts of receivables fall on the enterprises of “Uztransgaz” JSC – 16 215.4 billion soums (13.5% of the total amount of receivables in the republic), “Uzavtosanoat” JSC – 8 700.9 billion soums (7.2%), “Uzbekneftegaz” JSC – 7 719.7 billion soums (6.4%), “Uzbekistan Airways” JSC – 5 993.4 billion soums (5.0%), “Thermal Power Plants” JSC – 4 480.9 billion soums (3.7%), JSC “Regional Electric Networks” – 4 422.3 billion soums (3.7%) and JSC “National Electric Networks of Uzbekistan” – 4 410.6 billion soums (3.7%).



Accounts payable by individual economic management bodies

(as of December 1, 2020, % of the total)



For information:

accounts payable as of December 1, 2020 reached 130 315.0 billion soums, which is more than accounts receivable by 9 773.7 billion soums.

The largest accounts payable was noted at the enterprises of “Uztransgaz” JSC – 20 207.3 billion soums (15.5% of the total amount of accounts payable in the republic), “Uzavtosanoat” JSC – 9 561.7 billion soums (7.3%), JSC “Regional Electric Networks” – 6 855.2 billion soums (5.3%), Association of enterprises of the textile and sewing-knitwear industry – 4 978.1 billion soums (3.8%), Association of enterprises of the electrical industry – 3 966.2 billion soums (3.0%).



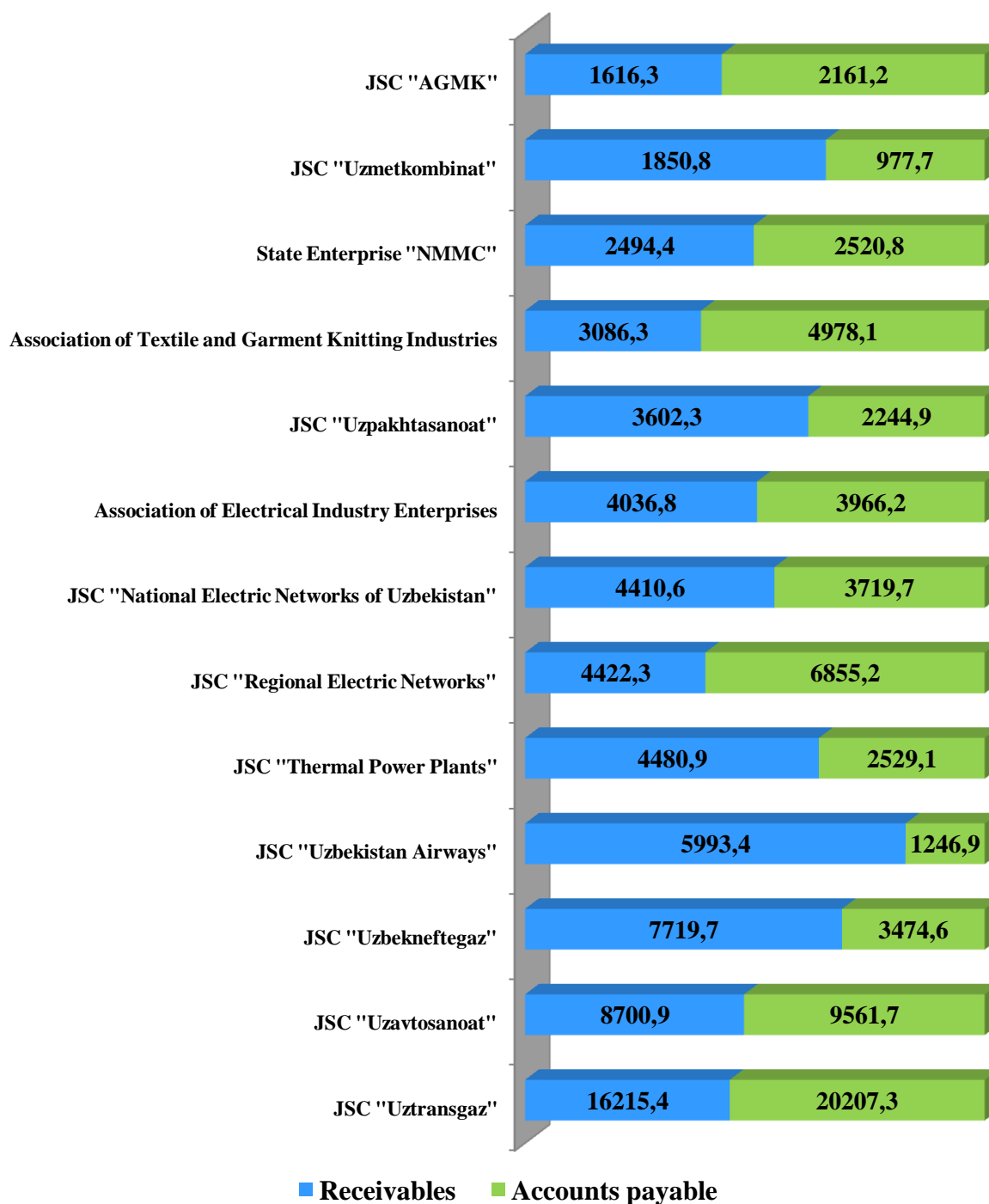
**Structure of overdue accounts payable
by type of economic activity
(on December 1, 2020)**

	<i>Total, billion soums</i>	<i>including:</i>				<i>Share of overdue debt, %</i>
		<i>suppliers and contractors</i>	<i>on pay- ments to the budget</i>	<i>on payments to state trust funds</i>	<i>intrade part- mental</i>	
Total	2656,0	1652,1	3,0	10,4	82,3	2,0
Mining and quarrying	774,8	6,0	-	-	3,6	5,4
Manufacturing industry	822,7	719,3	0,6	3,5	73,8	2,1
Electricity, gas, steam and air conditioning	881,9	870,3	0,9	5,3	-	5,3
Construction	21,8	20,9	0,1	0,7	0,0	0,4
Trade	85,8	9,5	-	-	4,8	0,6
Transportation and storage	17,5	10,5	0,0	0,0	-	0,1
Professional, scientific and technical activities	38,8	10,6	0,0	0,0	-	0,8
Others	12,7	5,0	1,5	0,9	0,1	0,2



**Accounts receivable and payable by individual
economic management bodies**
(as of December 1, 2020)

billion soums



Explanations of statistical indicators

Profit (loss (-)) before income tax (profit) is the final financial result identified on the basis of the accounting of all business operations of enterprises and organizations. Represents the amount of gross profit (loss) from the sale of products (goods, works and services), other income from core activities, income from financial activities and extraordinary profits, reduced by the amount of expenses of the period, expenses from financial activities and extraordinary losses.

Accounts receivable include long-term receivables, receivables from customers and customers, subsidiaries and affiliates, advances paid to employees, advances paid to suppliers and contractors, advance payments of taxes and fees to the budget, advance payments to state trust funds and insurance, debt of founders on contributions to the authorized capital, debt of personnel on other operations, other receivables.

Accounts payable includes long-term accounts payable, debts to suppliers and contractors, debts to subsidiaries and dependent companies, deferred taxes and obligatory payments, advances received, payments to the budget, debts to insurance, debts to payments to state trust funds, debt to founders, payroll debt, other payables.

Revenue from the sale of products (goods, works and services) is the income received from the sale of finished products, goods, works performed and services rendered, as well as the return of goods sold, sales discounts and prices, including value-added tax and excise tax tax.

Overdue - the total amount of overdue debt that has not been repaid within the time period established by law.

Asset - part of the balance sheet (left side), reflecting the composition and value of the property of the organization at a certain date.

Liabilities - the part of the balance sheet opposite to the asset (right side) - the totality of all sources of formation of the enterprise's funds (liabilities and capital).