

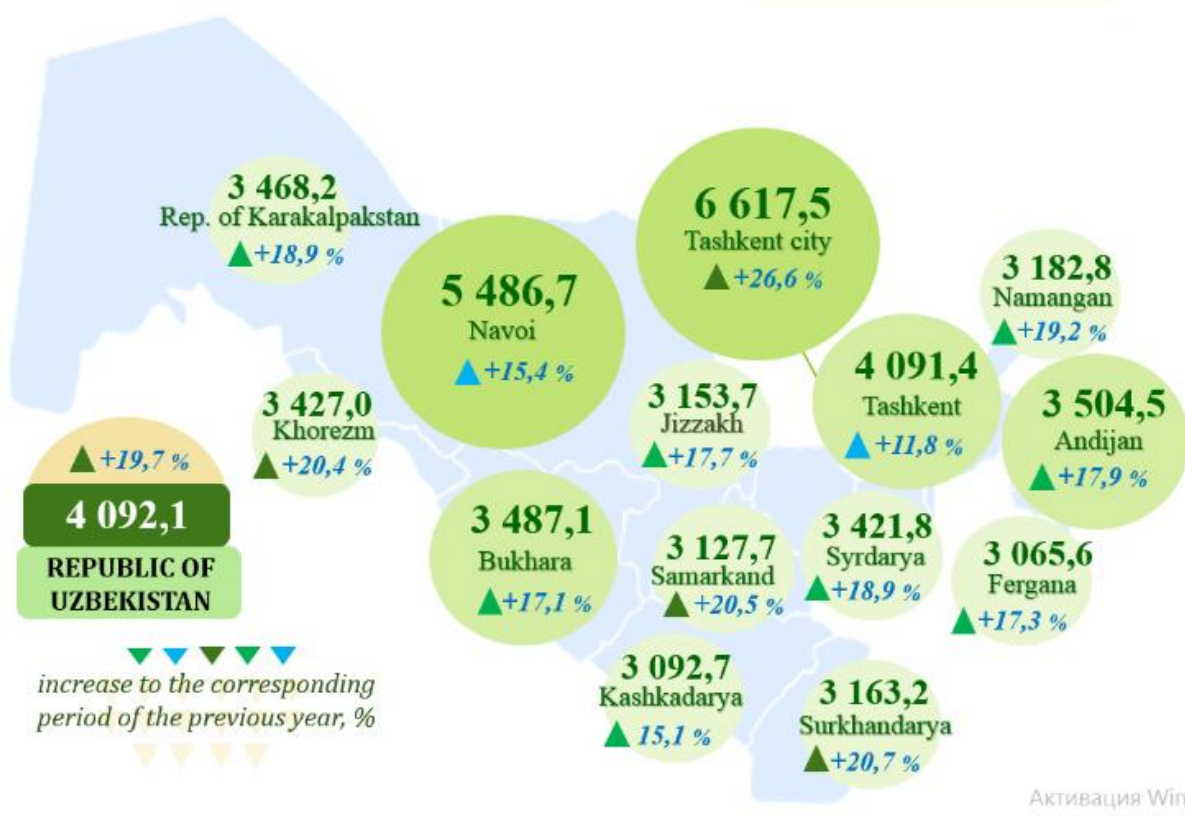
XV. AVERAGE MONTHLY NOMINAL ACCRUED WAGES OF EMPLOYEES OF ENTERPRISES AND ORGANIZATIONS HAVING THE STATUS OF LEGAL ENTITIES

(for January-March 2023,
excluding small businesses and agriculture, preliminary data)

Nominal accrued salary is the accrued income of individuals in the form of remuneration of an employee in cash, including taxes and other payments in accordance with the current legislative acts, calculated by the employer for the products produced (work performed or service rendered) by the employee in a certain period of time (hour, month, year).

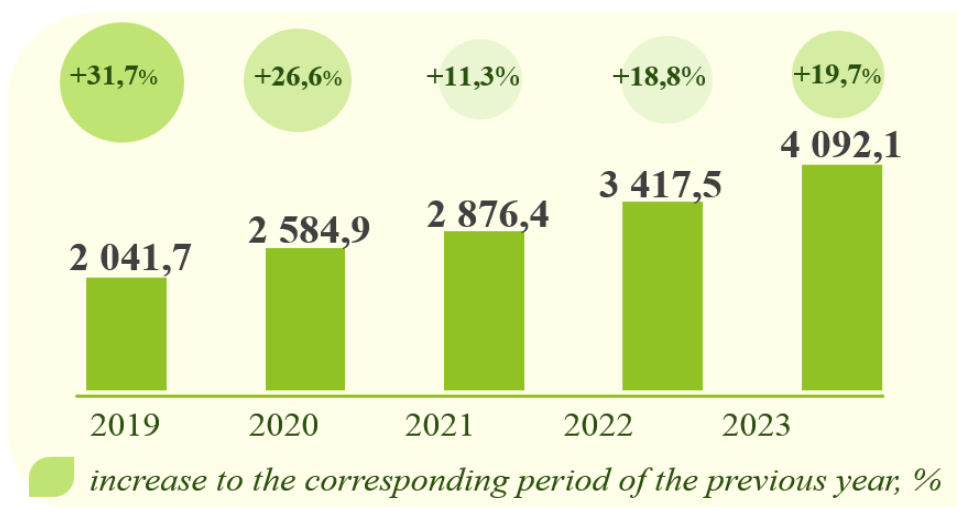
SECTION 1. AVERAGE MONTHLY NOMINAL ACCRUED WAGE IN THE REPUBLIC

Average monthly salary in the regions
(without agricultural enterprises and small businesses,
January-March, thousand soums)



Активация Wind

Dynamics of the average monthly salary by years,
January-March, thousand soums



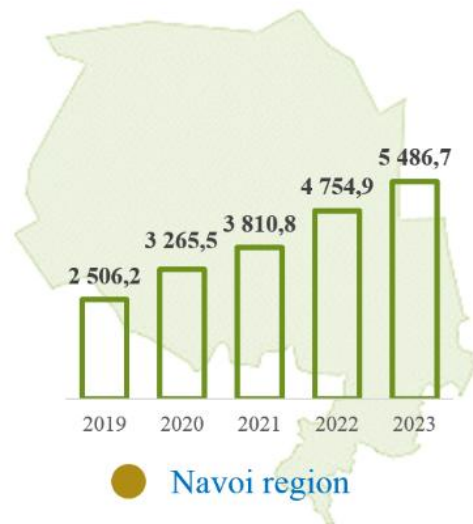
Dynamics of the average monthly salary by regions
without agricultural enterprises and small businesses,
January-March, thousand soums

In January-March 2023, the highest rates of average monthly nominal wages by regions were recorded in the city of Tashkent (6 617.5 thousand soums), Navoi (5 486.7 thousand soums), Tashkent (4 091.4 thousand soums), Andijan (3 504.5 thousand soums) and Bukhara (3 487.1 thousand soums) regions.

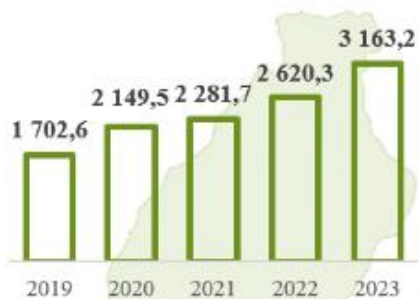
In January-March 2023, the highest growth rates of average monthly nominal wages in the regions were noted in the city of Tashkent (126.6%), Surkhandarya (120.7%), Samarkand (120.5%), Khorezm (120.4%) and Namangan (119.2%) regions.



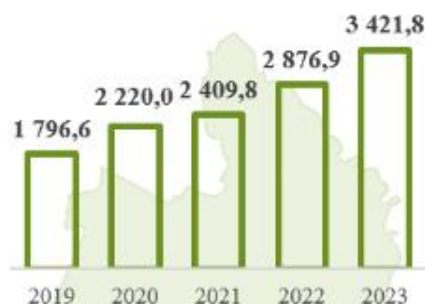
Dynamics of the average monthly salary by regions
without agricultural enterprises and small businesses,
January-March, thousand soums



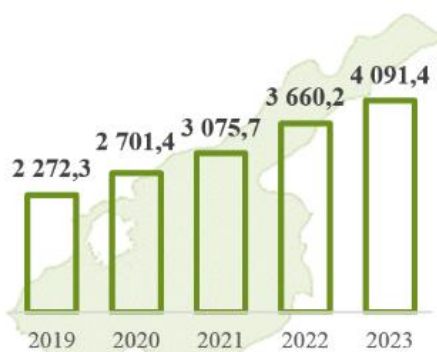
Dynamics of the average monthly salary by regions
without agricultural enterprises and small businesses,
January-March, thousand soums



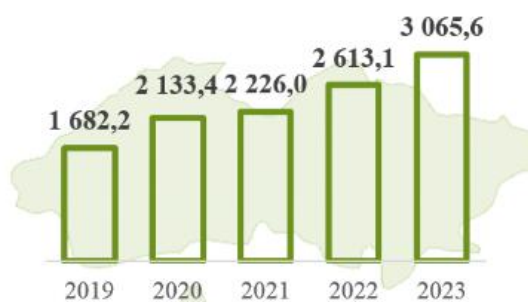
● Surkhandarya region



● Syrdarya region



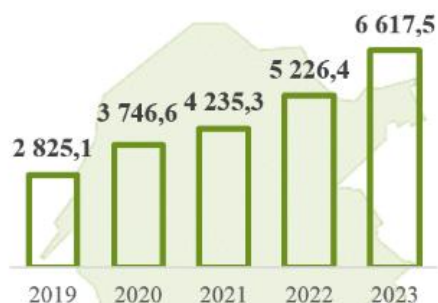
● Tashkent region



● Fergana region

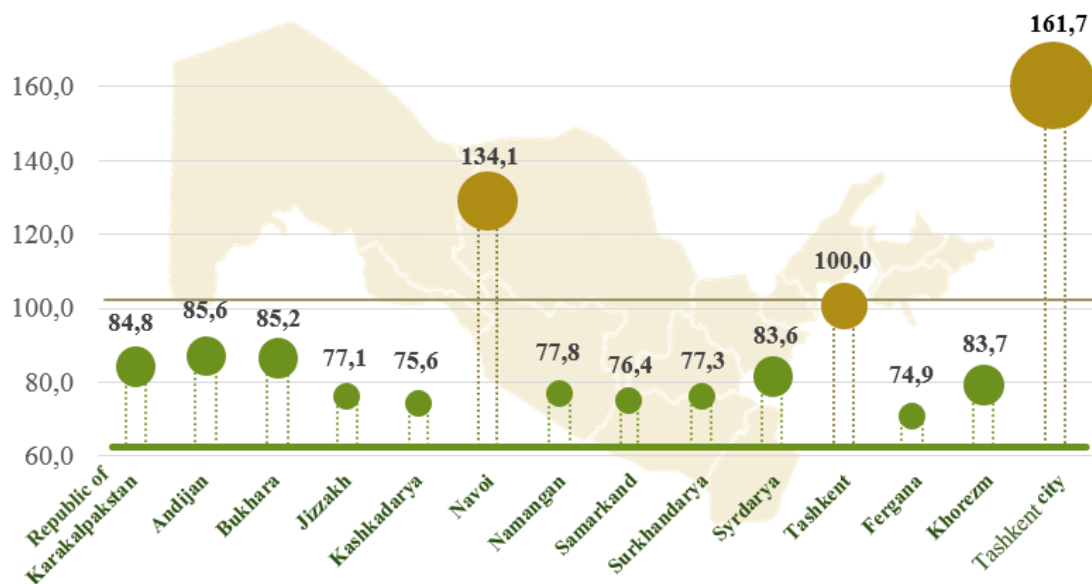


● Khorezm region



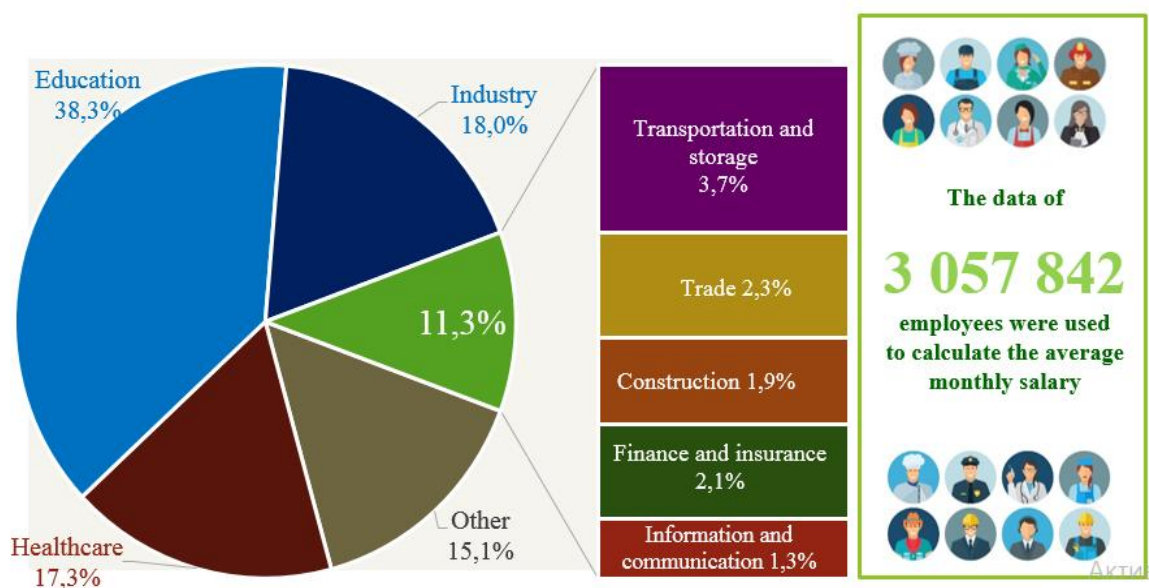
● Tashkent city

Average monthly salary in the regions
to the average monthly salary in the republic, %



Distribution of the number of employees accepted
for calculating the average wage

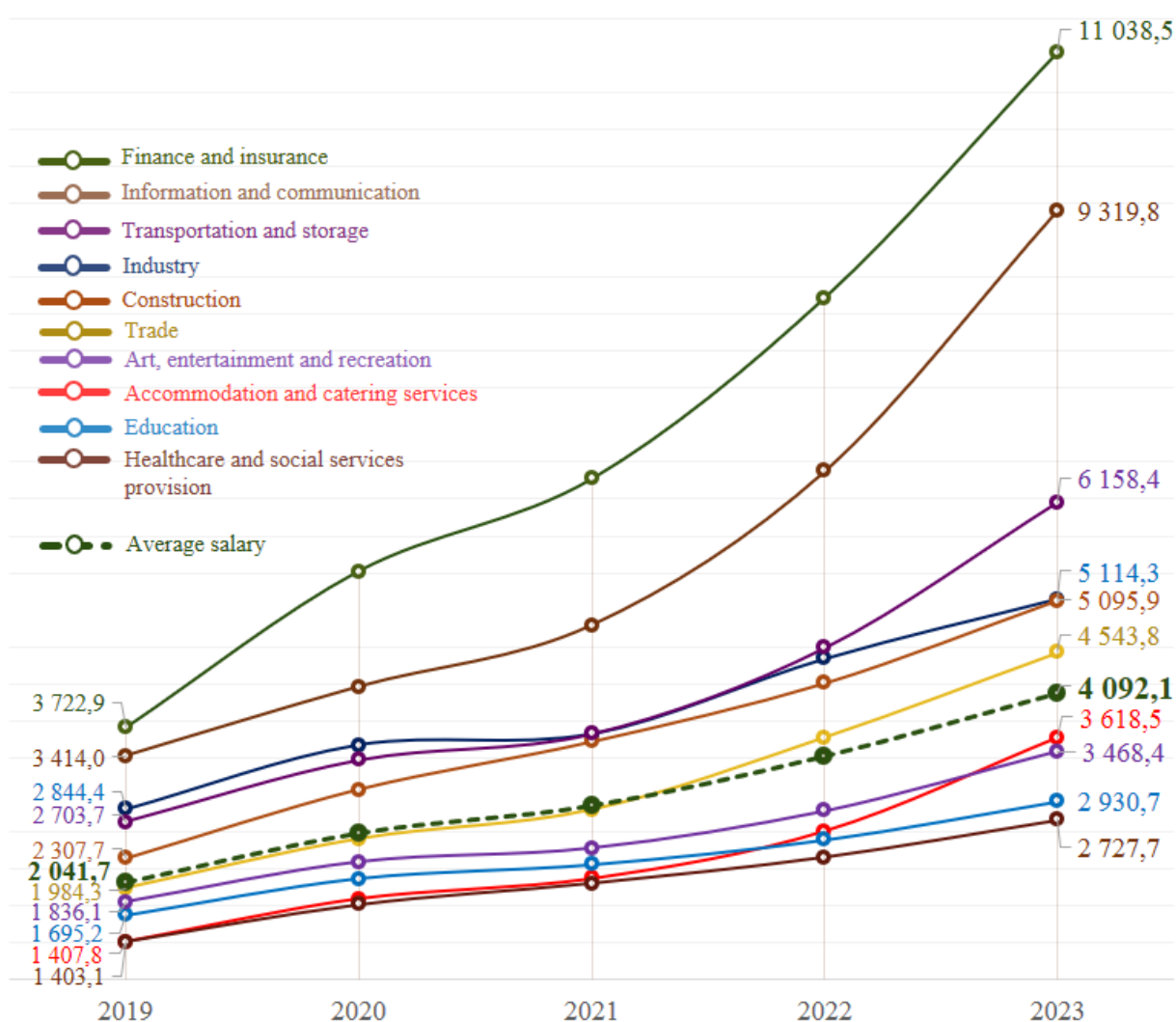
(by types of economic activity (except agriculture and small business),
share in the total number for January-March)



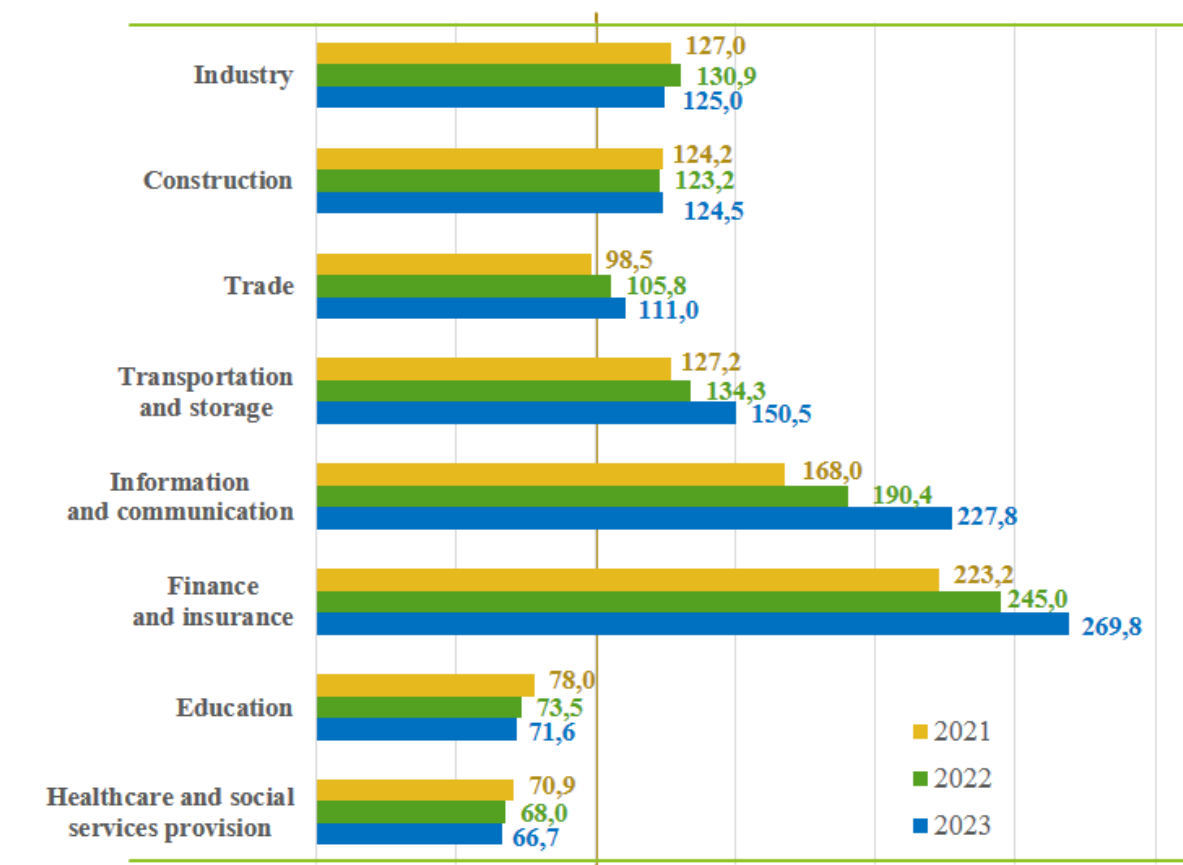
The average monthly nominal accrued wages of employees employed at enterprises and organizations with the status of a legal entity (hereinafter referred to as the average monthly wage) are differentiated differently in each type of economic activity.

It includes allowances, bonuses, incentive payments, compensatory payments and pay for time not worked, as well as withholding personal income tax and contributions to the union fund.

**Dynamics of changes in the average monthly salary by type of activity,
January-March, thousand soums**



The ratio of the average monthly salary for certain types
of activities to the average republican level,
January-March, %



For reference:

The minimum wage has been increased to 920 000 soums from June 1, 2022. From May 1, 2023, this figure will be increased to 980 000 soums.



Use the QR
code for more
information:

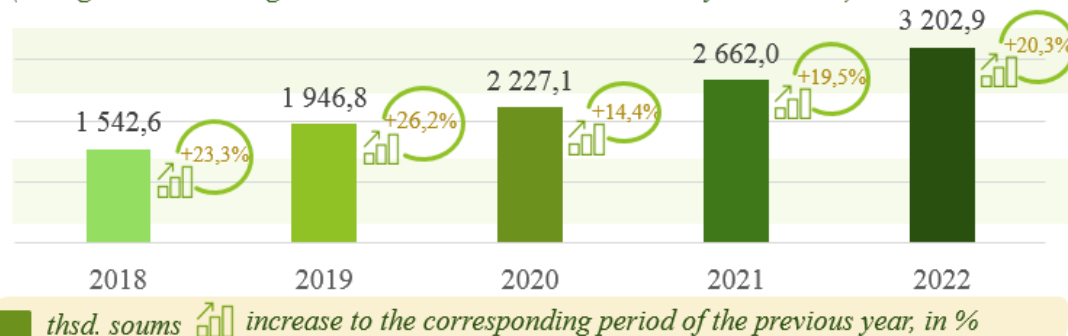


When forming the indicator of the average monthly wage for January-March 2023, agricultural and small businesses were not taken into account, since farms and small businesses must submit reports once a year.

FOR
REFERENCE

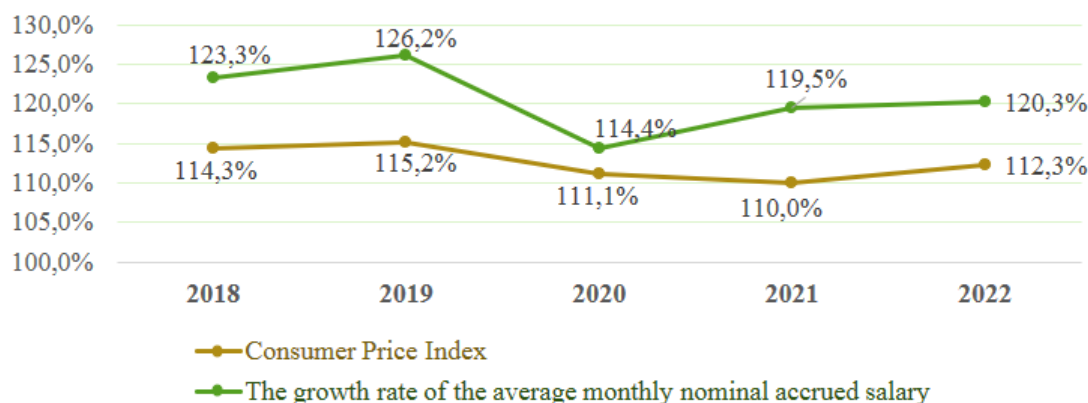
Average monthly nominal salary of legal entities

(taking into account agriculture and small business, January-December)



Note: preliminary data for 2022 have been recorded.

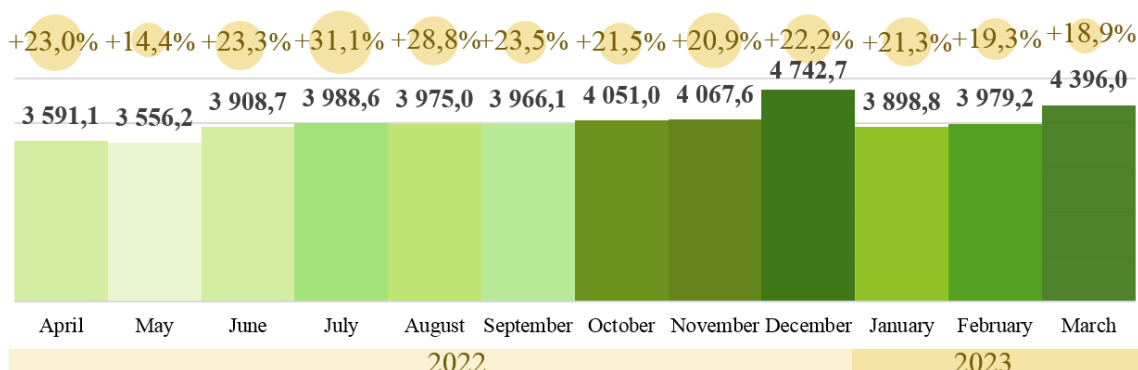
Average monthly nominal accrued wages of legal entities (including small businesses and agriculture) for a number of years and the consumer price index in the republic



Wages in budgetary organizations are increased by 7%.

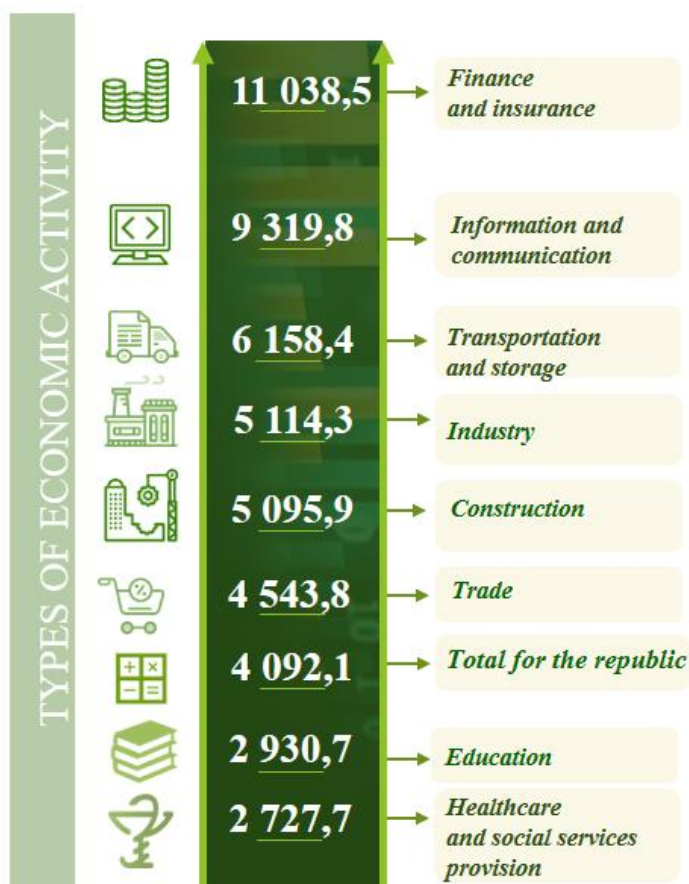
On March 28 this year, the President of the Republic of Uzbekistan signed Decree PF-45 “On increasing wages, pensions and benefits”. According to this decree, from April 1, pensions and benefits will be increased by 7%, and from May 1, salaries and basic calculations for employees of budgetary organizations will be increased by 7%.

**Dynamics of the average monthly salary by months
in 2022-2023, thousand soums**



**SECTION 2. AVERAGE MONTHLY NOMINAL ACCRUED
WAGES BY TYPES OF ECONOMIC
ACTIVITY**

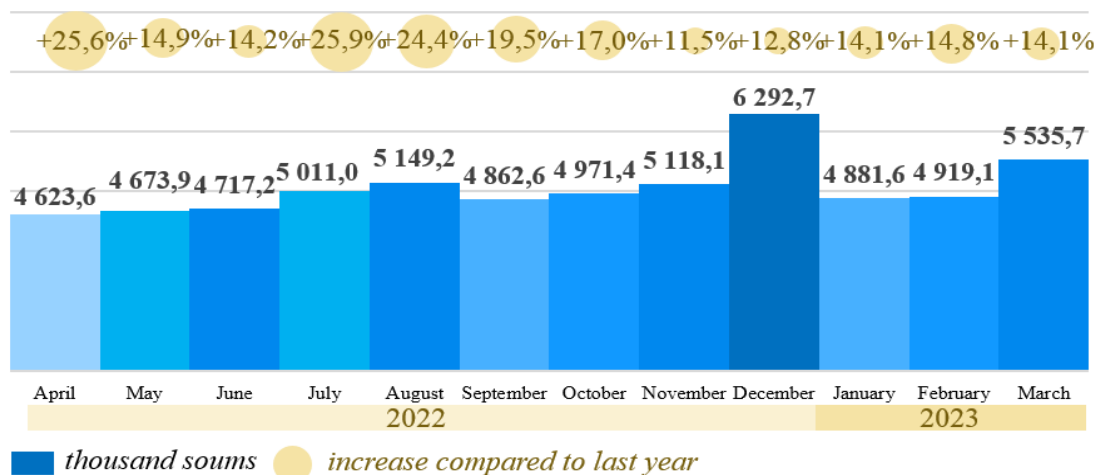
**Average monthly salary by type of economic activity,
January-March, thousand soums**



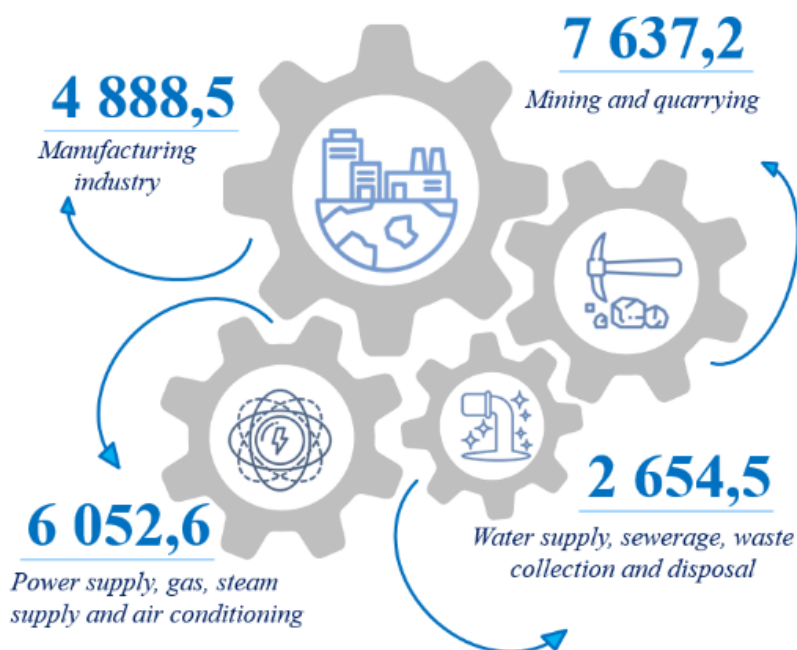
In January-March 2023, the highest indicator of the average monthly salary by type of economic activity was in the field of finance and insurance – 11 038.5 thousand soums. Also in the field of information and communication, it reached 9 319.8 thousand soums, transportation and storage – 6 158.4 thousand soums, industry – 5 114.3 thousand soums, which is significantly higher than the national average. In the field of education and healthcare, as well as the provision of social services, there is a low level of average monthly wages, respectively, 2 930.7 thousand soums and 2 727.7 thousand soums.

Nominal accrued salary is the accrued income of individuals in the form of remuneration of an employee in cash, including taxes and other payments in accordance with the current legislative acts, calculated by the employer for the products produced (work performed or service rendered) by the employee in a certain period of time (hour, month, year).

Average monthly salary in the field of industry

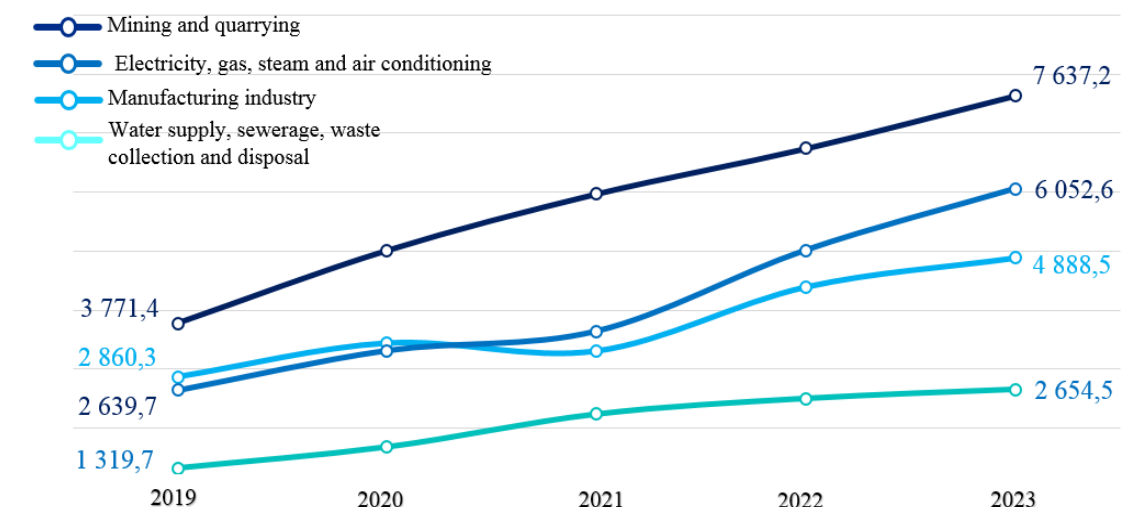


Average monthly salary by main types of activity in the industry, January-March, thousand soums

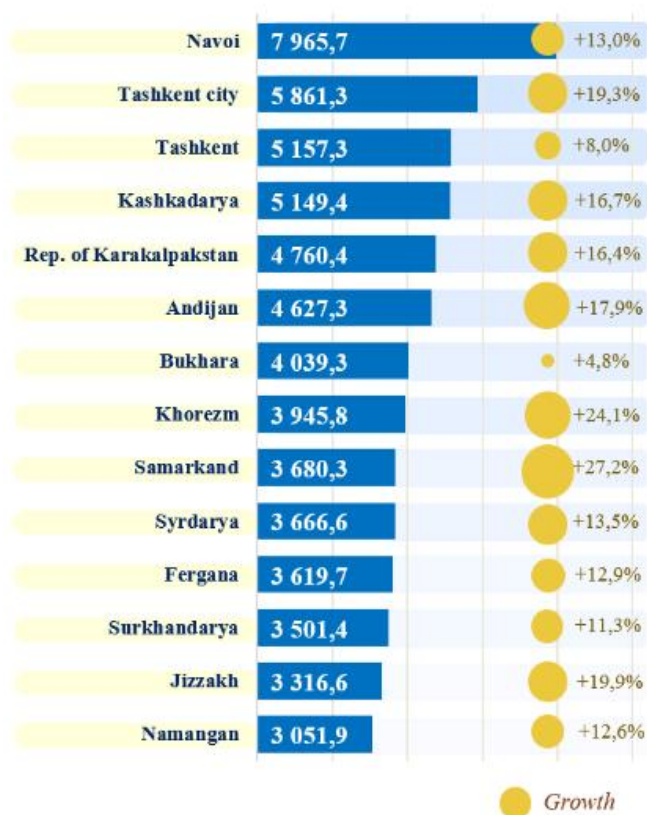


High rates of average monthly wages in industries have developed in the **mining industry and quarrying** (7 637.2 thousand soums), **electricity, gas, steam and air conditioning** (6 052.6 thousand soums), as well as in the **manufacturing industry** (4 888.5 thousand soums).

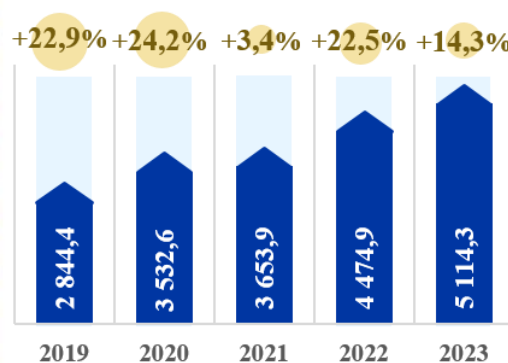
**Dynamics of changes in wages by types of industrial activity,
January-March, thousand soums**



**By region,
January-March, thousand soums**

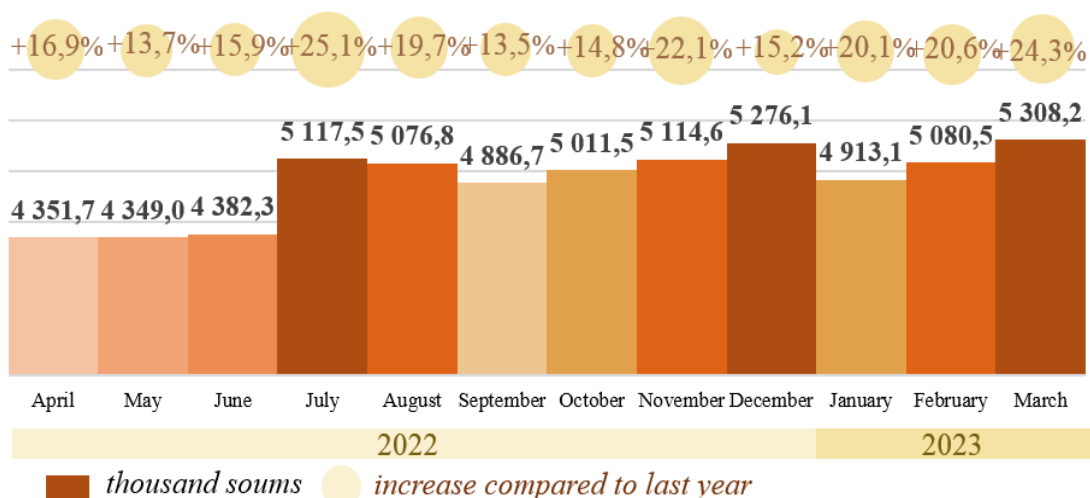


**Dynamics of the average
monthly salary,
January-March, thousand
soums**

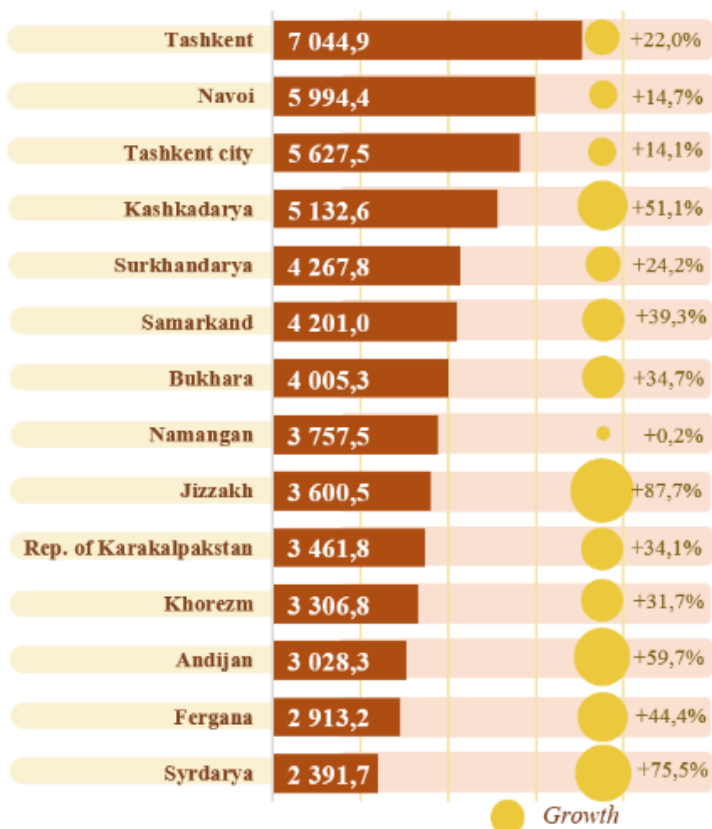


The highest rates of average monthly wages by type of industrial and economic activity are in Navoi region (7 965.7 thousand soums), Tashkent city (5 861.3 thousand soums), Tashkent (5 157.3 thousand soums), Kashkadarya (5 149.4 thousand soums) of the region and the Republic of Karakalpakstan (4 760.4 thousand soums).

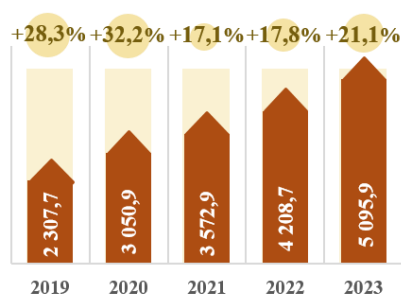
Average monthly salary in the construction industry



By region, January-March, thousand soums

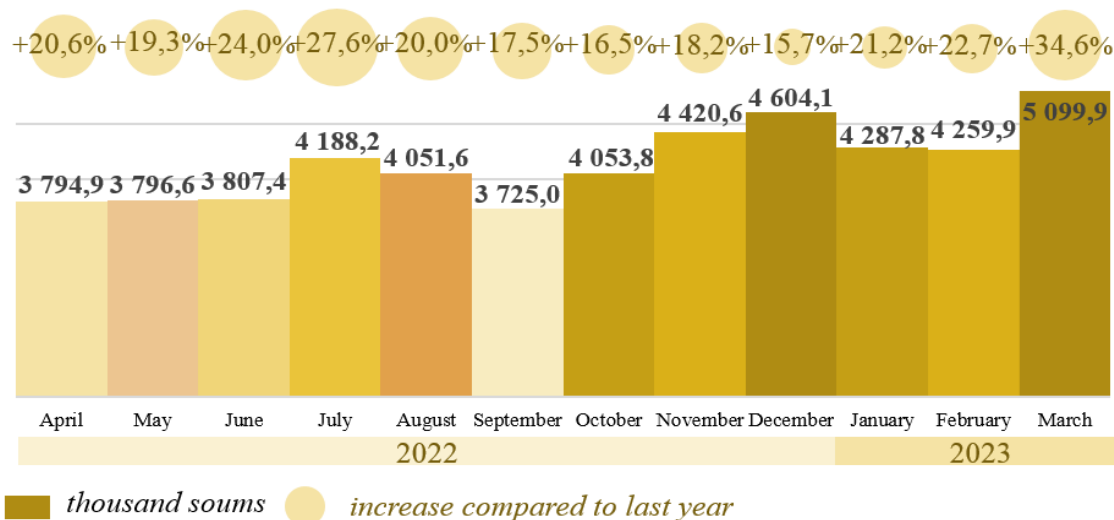


Dynamics of the average monthly salary, January-March, thousand soums

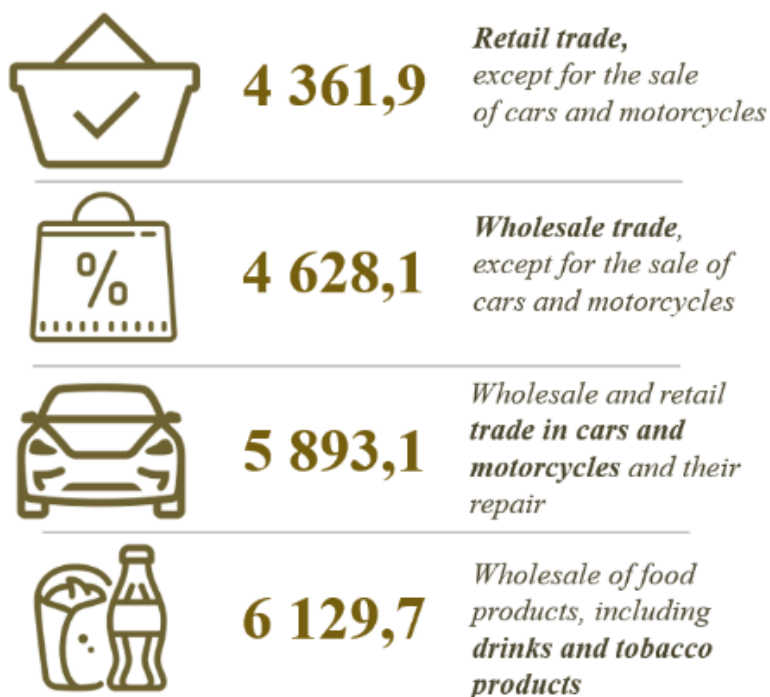


The highest average monthly salary in the construction sector was recorded in Tashkent region (7 044.9 thousand soums), Navoi region (5 994.4 thousand soums) and the city of Tashkent (5 627.5 thousand soums).

Average monthly salary in trade

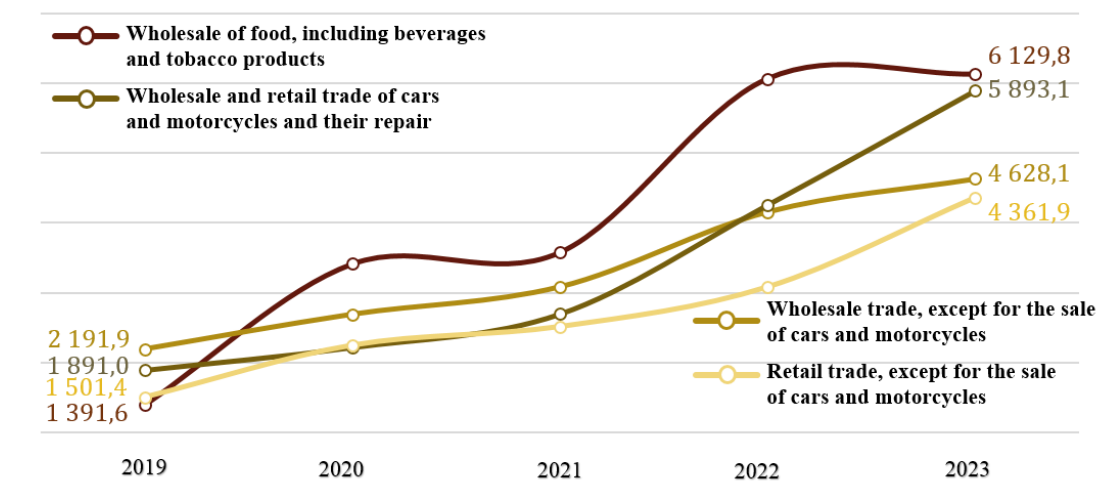


Average monthly salary in the main activities of the trade sector, January-March, thousand soums

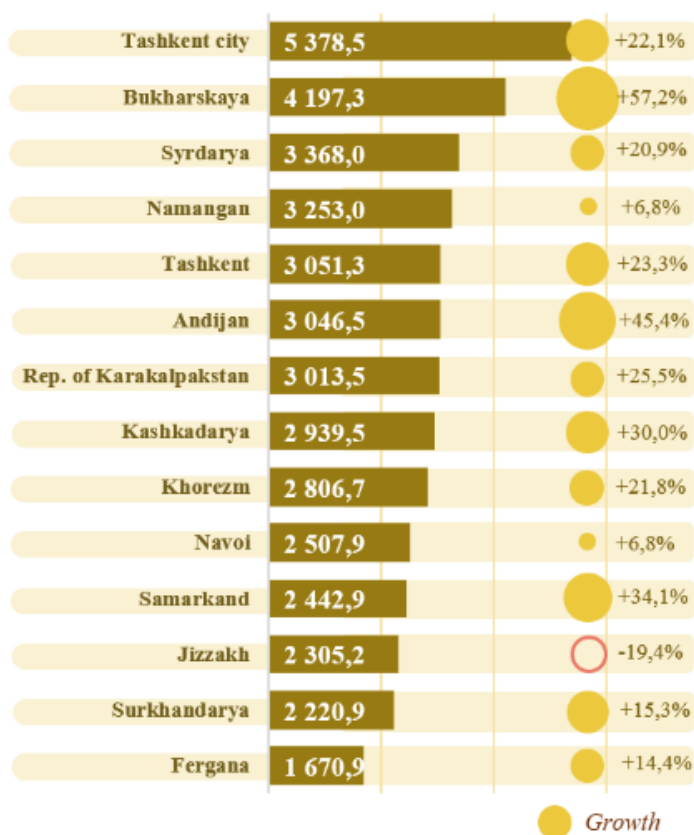


The highest indicator of the average monthly salary in the main sectors of the trade sector was recorded in the wholesale trade in food products, including drinks and tobacco (6 129.7 thousand soums), the lowest indicator was noted in retail trade, except for trade in cars and motorcycles (4 361.9 thousand soums).

Dynamics of changes in wages by type of activity in the field of trade,
January-March, thousand soums

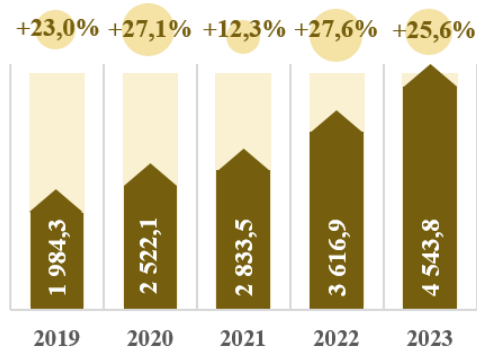


By region,
January-March, thousand soums



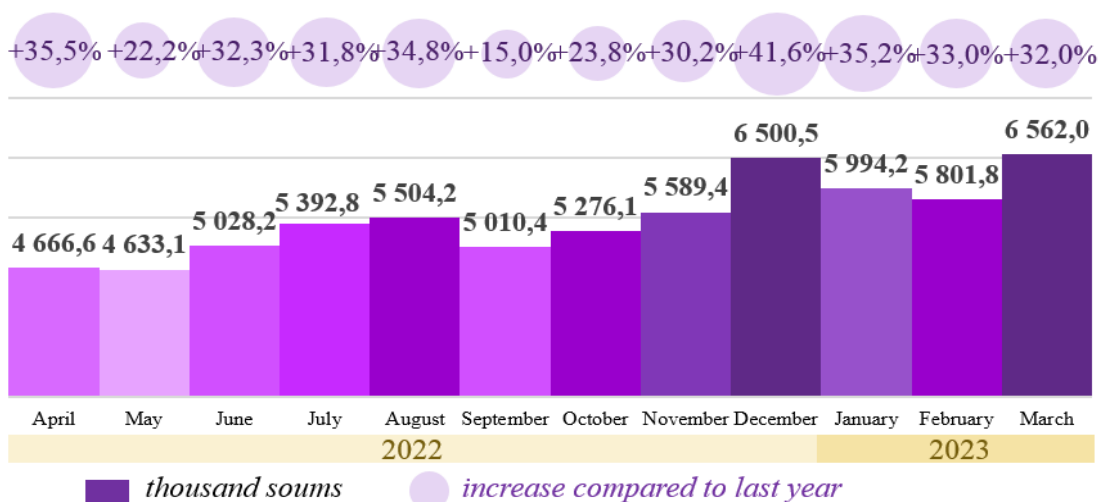
Dynamics of the average
monthly salary,

January-March, thousand soums

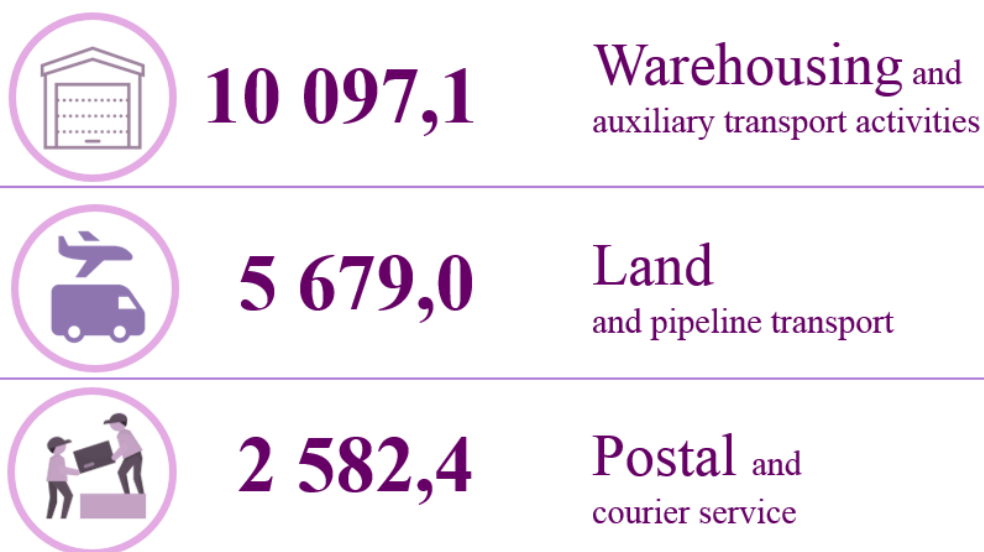


The highest indicator of the average monthly salary by type of trading activity was noted in the city of Tashkent (5 378.5 thousand soums), Bukhara (4 197.3 thousand soums) and Syrdarya (3 368.0 thousand soums) regions. High growth rates were recorded in Bukhara (157.2%), Andijan (145.4%), Samarkand (134.1%) and Kashkadarya (130.0%) regions.

Average monthly salary in the field of transportation and storage

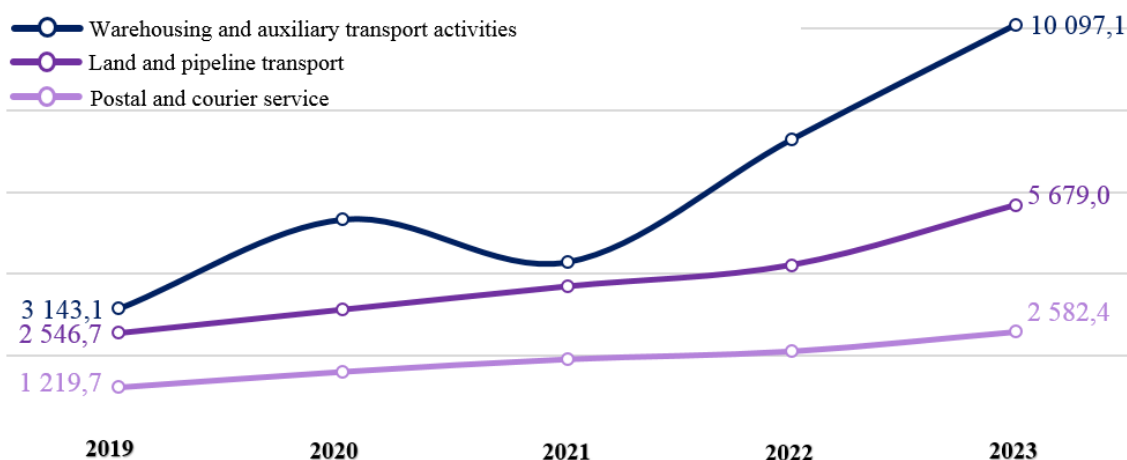


Average monthly salary in the main activities of the transportation and storage sector, January-March

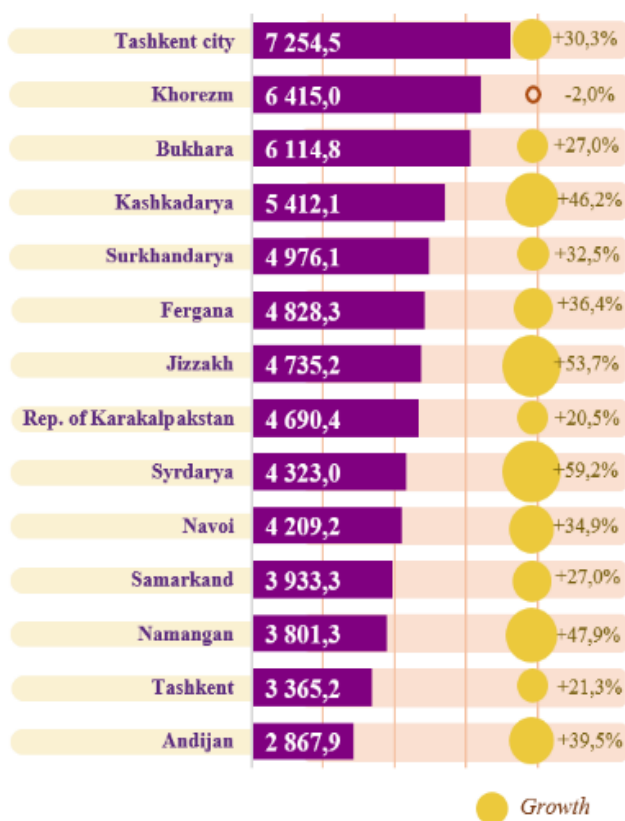


The highest indicator of the average monthly wage in the main sectors of the type of economic activity transportation and storage was in warehouse and auxiliary transport activities (10 097.1 thousand soums), and the lowest in the postal and courier service (2 582.4 thousand soums).

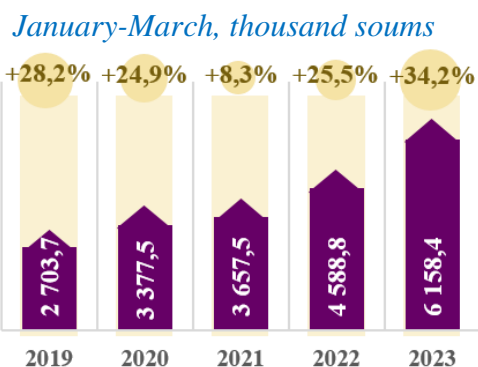
Dynamics of changes in wages by type of activity in the field of transportation and storage, January-March, thousand soums



By region,
January-March, thousand soums

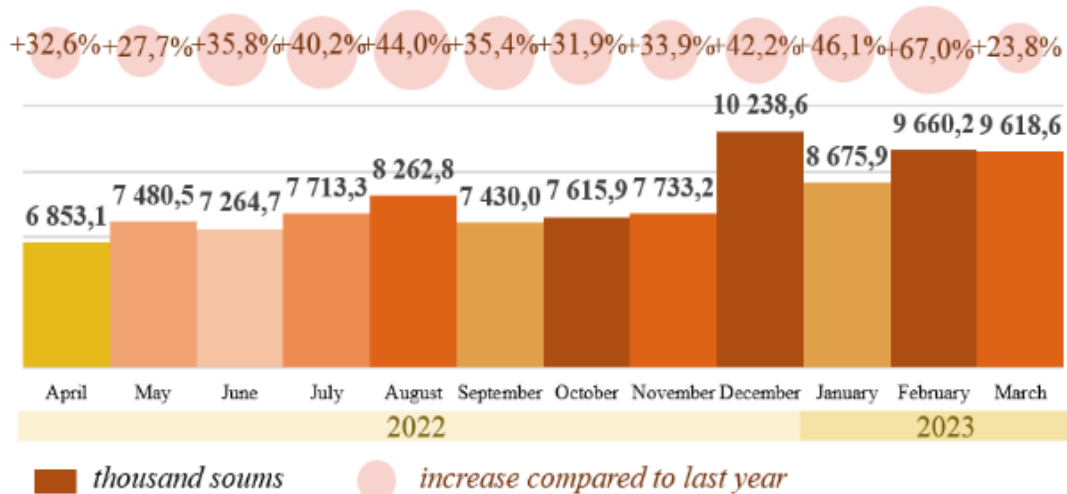


Dynamics of the average
monthly salary,

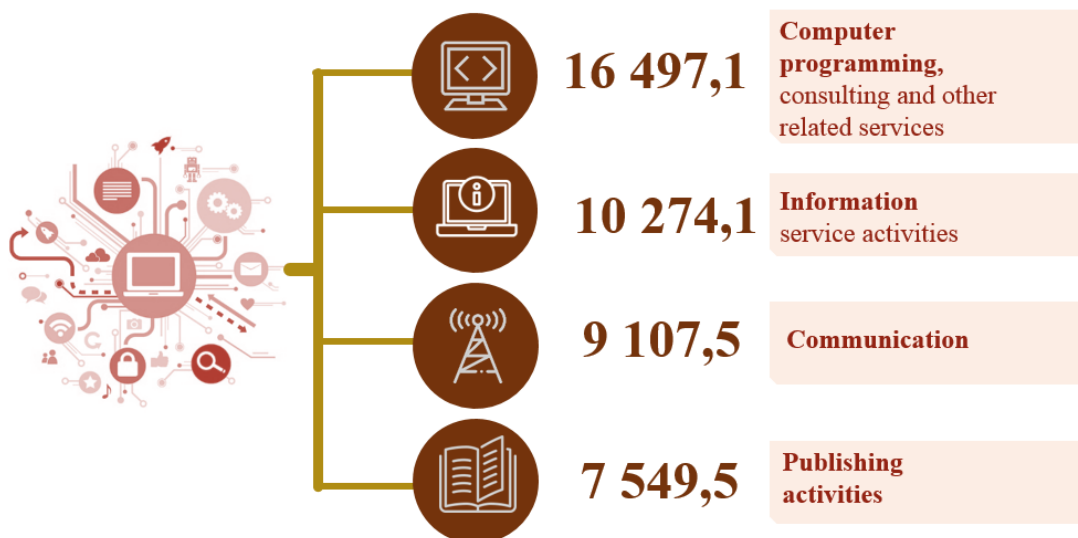


The highest indicator of the average monthly salary by type of economic activity of transportation and storage was observed in the city of Tashkent (7 254.5 thousand soums), Khorezm (6 415.0 thousand soums) and Bukhara (6 114.8 thousand soums) regions. High growth rates were recorded in Syrdarya (59.2%), Jizzakh (53.7%), Namangan (47.9%) and Kashkadarya (46.2%) regions.

Average monthly salary in the field of information and communication

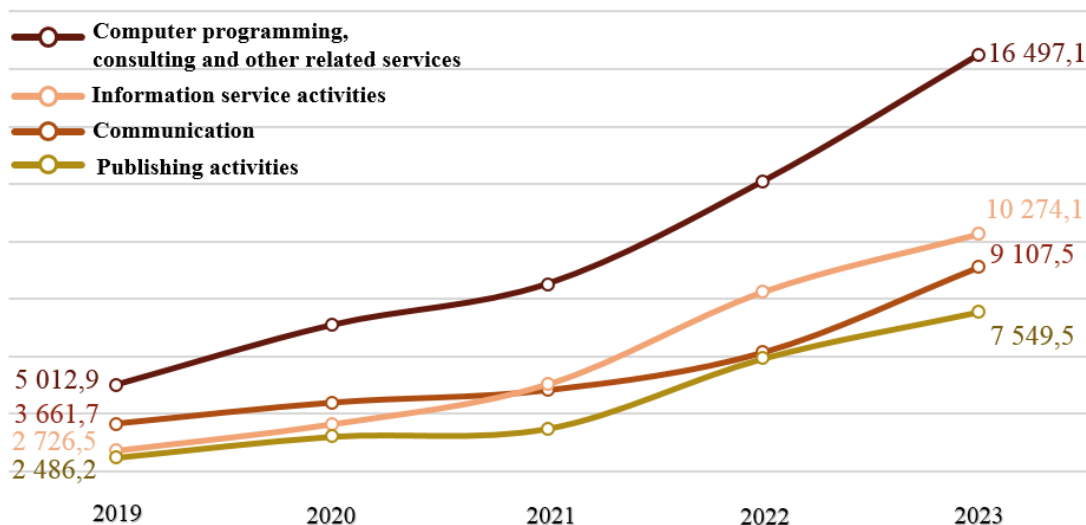


Average monthly salary in the main types of activities in the field of information and communication, January-March

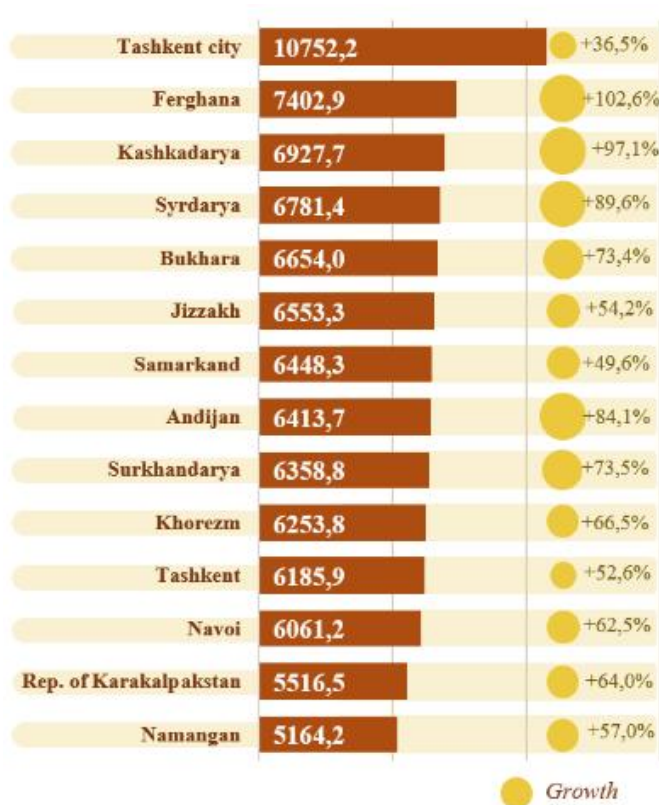


The highest average monthly salary by type of activity information and communication was noted in the information and communication industry - in the field of computer programming, consulting and other support services (16 497.1 thousand soums), and the lowest – in publishing (7 549.5 thousand soums).

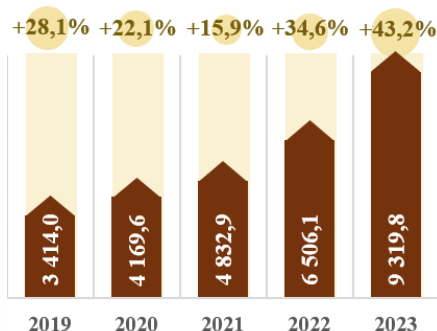
Dynamics of changes in wages by type of activity in the field of information and communication, January-March, thousand soums



By region,
January-March, thousand soums

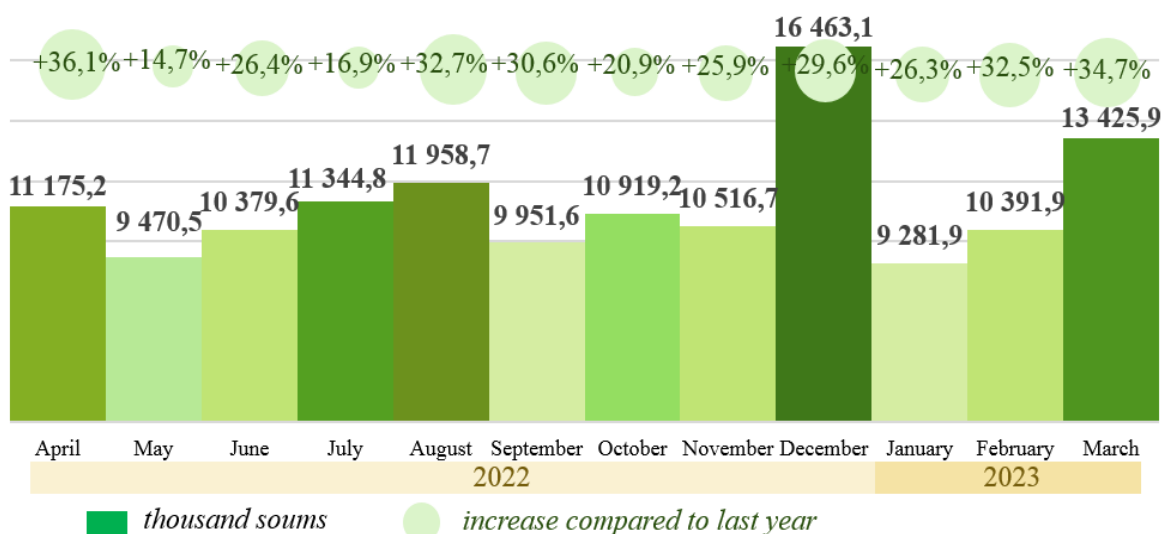


Dynamics of the average monthly salary,
January-March, thousand soums

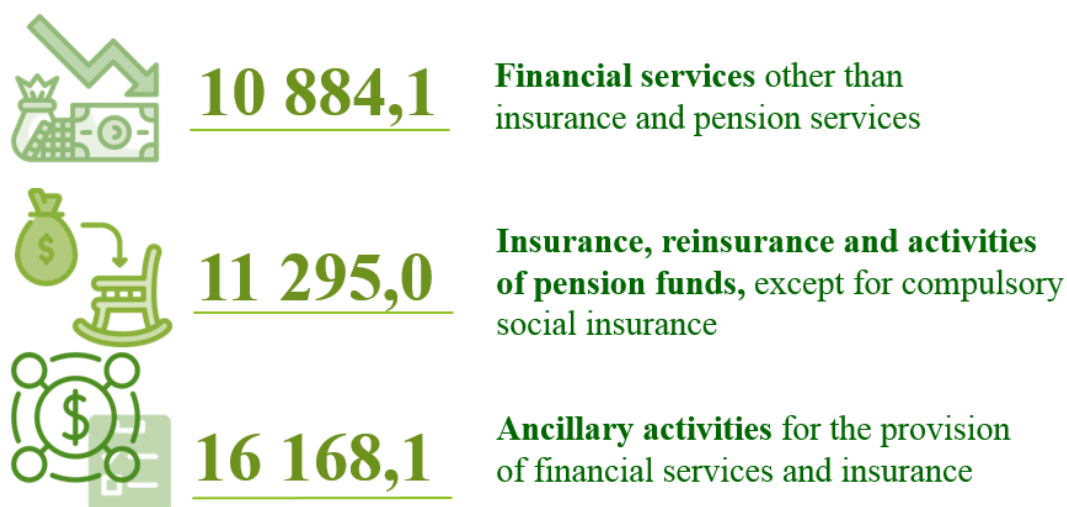


The highest indicator of the average monthly salary in the field of information and communication was observed in the city of Tashkent (10 752.2 thousand soums), Fergana (7 402.9 thousand soums) and Kashkadarya (6 927.7 thousand soums) regions. High growth rates were noted in Fergana (202.6%), Kashkadarya (197.1%), Syrdarya (189.6%) and Andijan (184.1%) regions.

Average monthly salary in the field of finance and insurance by months

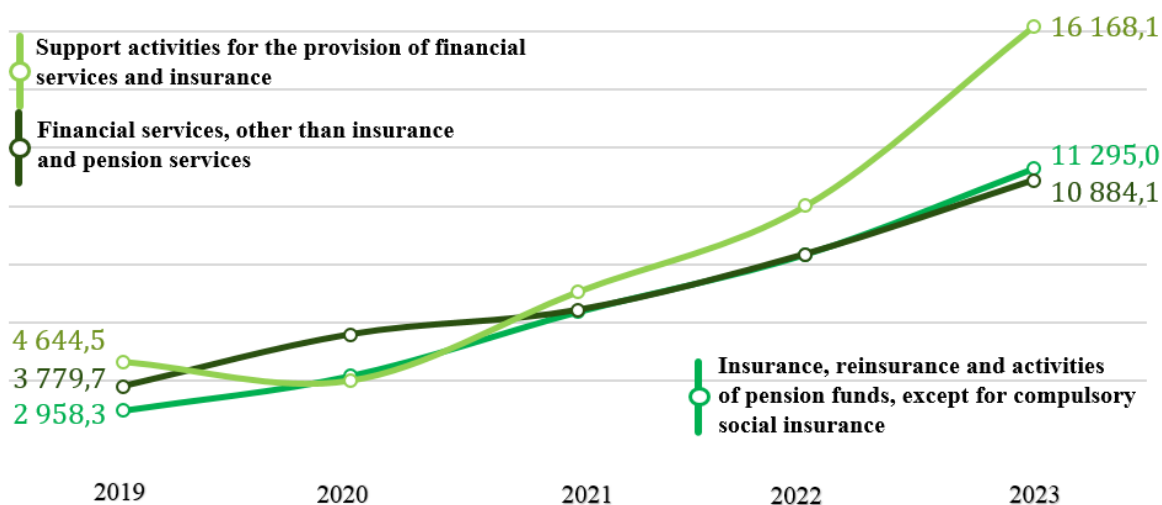


Average monthly salary in the main activities finance and insurance, January-March, thousand soums

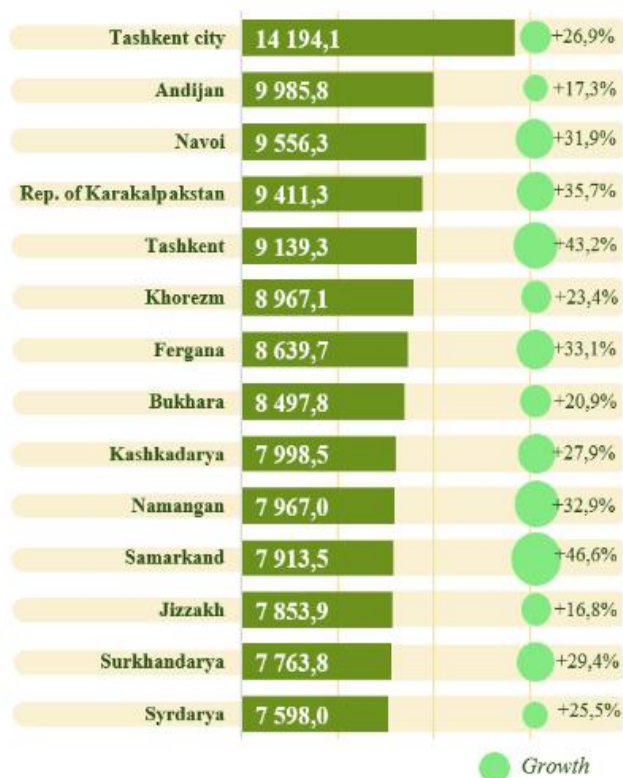


In the field of finance and insurance, the highest indicator of the average monthly salary was in ancillary activities for the provision of financial services and in insurance (16 168.1 thousand soums), and the lowest indicator was noted in financial services, except for insurance and pension services (10 884.1 thousand soums).

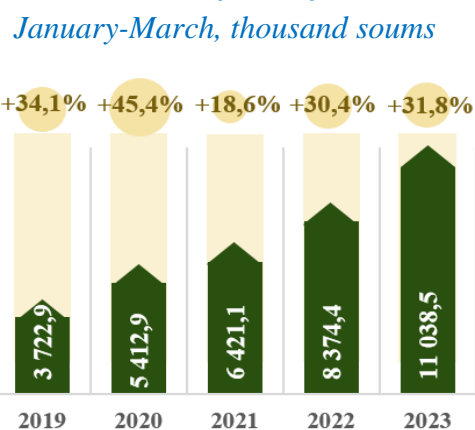
Dynamics of changes in wages by type of activity in the field
of finance and insurance, January-March, thousand soums



By region,
January-March, thousand soums

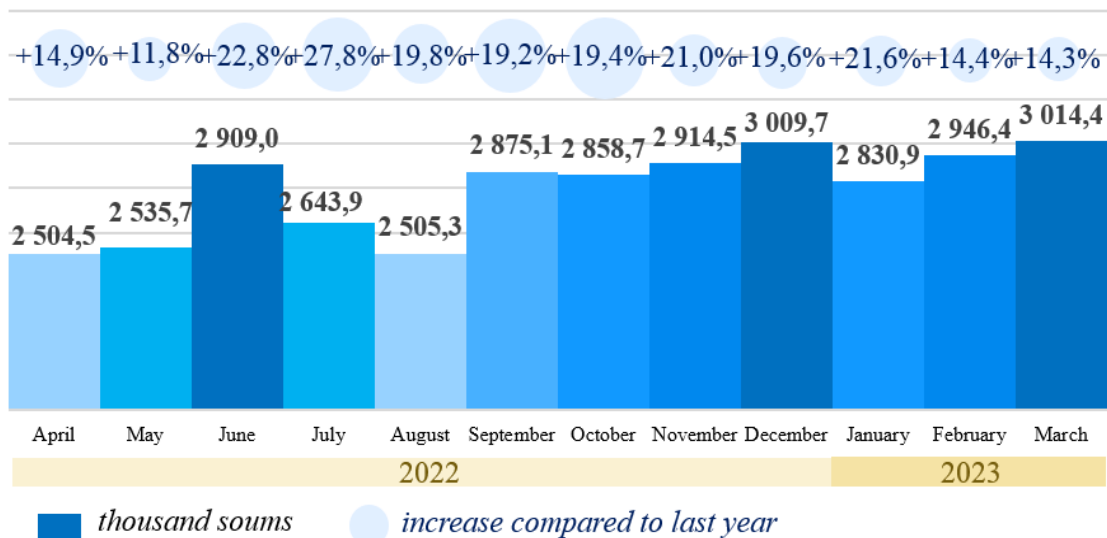


Dynamics of the average
monthly salary,
January-March, thousand soums

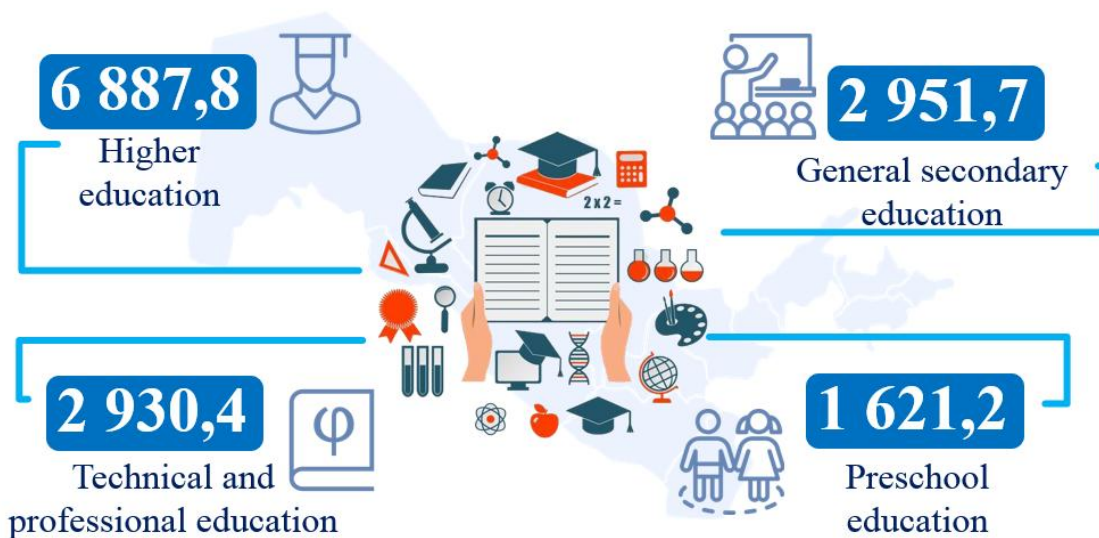


In the field of finance and insurance, the highest average monthly salary was noted in the city of Tashkent (14 194.1 thousand soums), Andijan (9 985.8 thousand soums) and Navoi (9 556.3 thousand soums) regions. High growth rates were recorded in Samarkand (146.6%), Tashkent (143.2%) regions and the Republic of Karakalpakstan (135.7%).

Average monthly salary in education

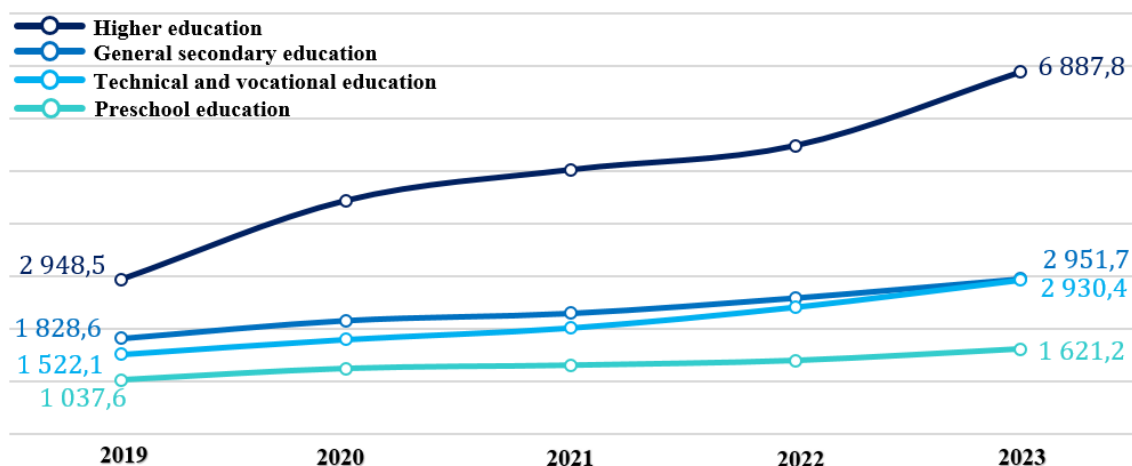


Average monthly salary in the main activities of the education sector, January-March, thousand soums

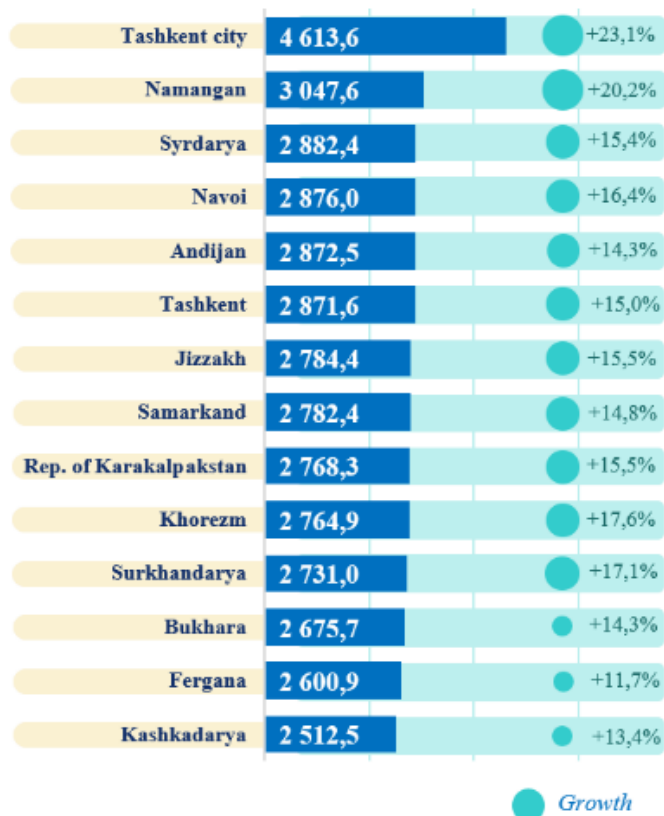


The highest average monthly salary in the main branches of education was noted in the field of higher education (6 887.8 thousand soums), and the lowest - in the field of preschool education (1 621.2 thousand soums).

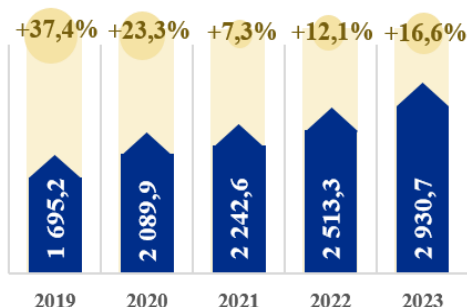
**Dynamics of changes in wages by types of activity
in the field of education, January-March, thousand soums**



**By region,
January-March, thousand soums**

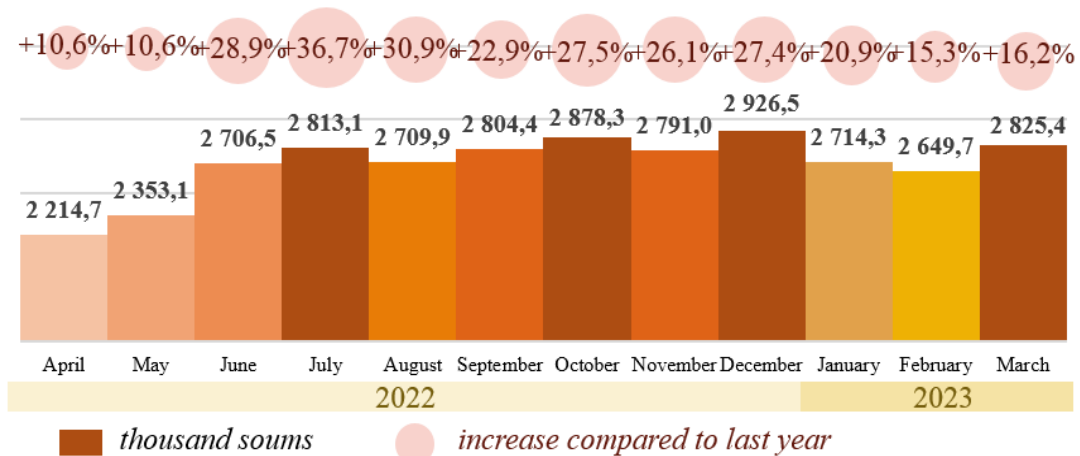


**Dynamics of the average
monthly salary,
January-March, thousand soums**

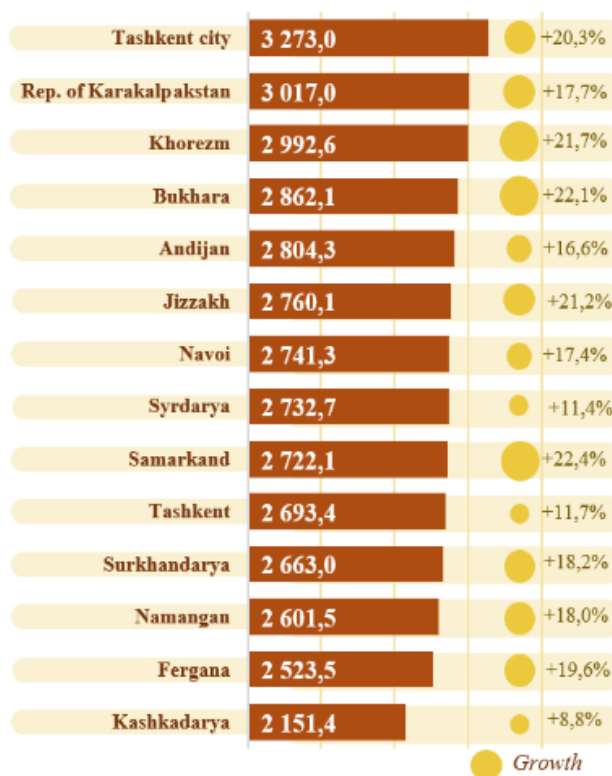


The highest average monthly salary in the field of education is observed in the city of Tashkent (4 613.6 thousand soums), Namangan (3 047.6 thousand soums) and Syrdarya (2 882.4 thousand soums) regions. High growth rates were noted in the city of Tashkent (123.1%), Namangan (120.2%), Khorezm (117.6%) and Surkhandarya (117.1%) regions.

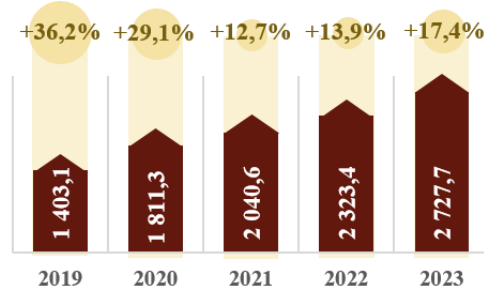
Average monthly salary in healthcare and social services



By region, January-March, thousand soums

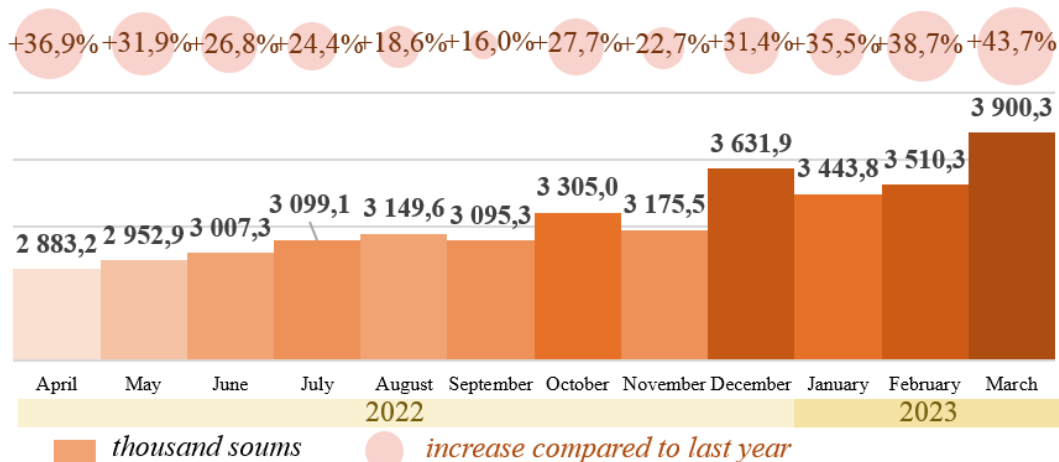


Dynamics of the average monthly salary, January-March, thousand soums

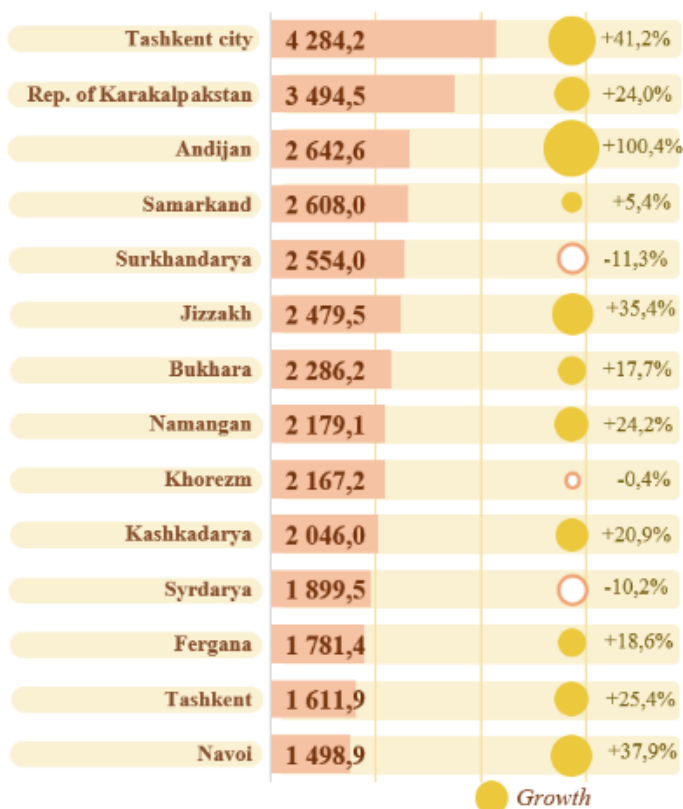


The highest indicator for the type of economic activity, health care and the provision of social services, was recorded in the city of Tashkent (3 273.0 thousand soums), the Republic of Karakalpakstan (3 017.0 thousand soums) and Khorezm region (2 992.6 thousand soums). High growth rates were noted in Samarkand (22.4%), Bukhara (22.1%) and Khorezm (21.7%) regions.

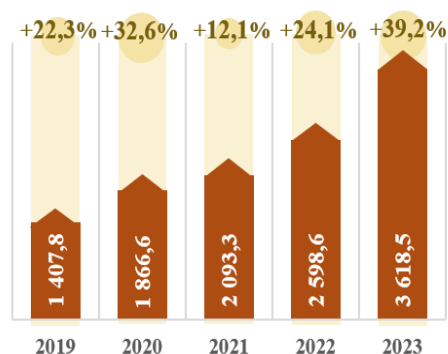
Average monthly salary in accommodation and food services



By region, January-March, thousand soums

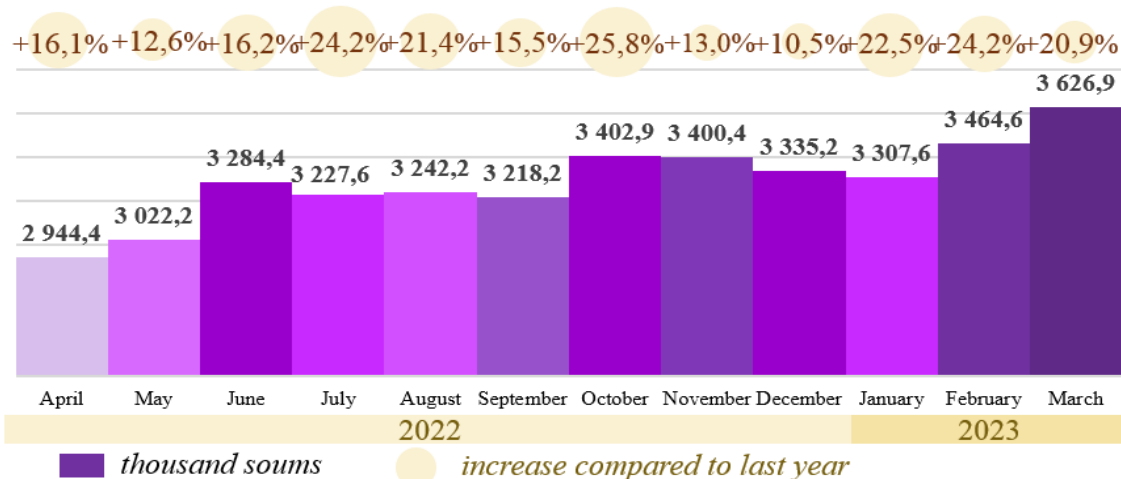


Dynamics of the average monthly salary, January-March, thousand soums

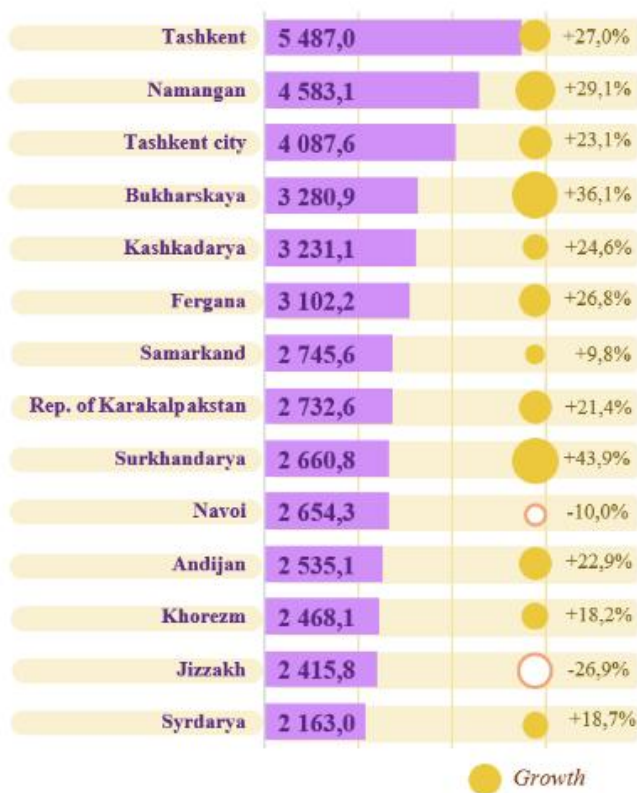


In the regions, the highest average monthly salary in the field of accommodation and catering services was in the city of Tashkent (4 284.2 thousand soums), the Republic of Karakalpakstan (3 494.5 thousand soums) and Andijan (2 642.6 thousand soums) region.

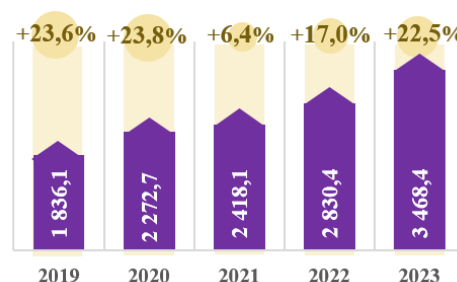
Average monthly salary in arts, entertainment and recreation



By region, January-March, thousand soums



Dynamics of the average monthly salary, January-March, thousand soums



The highest average monthly salary in the field of art, entertainment and recreation was in Tashkent (5 487.0 thousand soums), Namangan (4 583.1 thousand soums) regions and the city of Tashkent (4 087.6 thousand soums). High growth rates were recorded in Surkhandarya (43.9%), Bukhara (36.1%) and Namangan (29.1%) regions.

Explanations of statistical indicators

Nominal accrued salary is the accrued income of individuals in the form of remuneration of an employee in cash, including taxes and other payments in accordance with the current legislative acts, calculated by the employer for the products produced (work performed or service rendered) by the employee in a certain period of time (hour, month, year).

The number of employees with work books is given as of a certain date, the first or last day of the month. This takes into account both those actually working and those temporarily absent, but retaining the right to be officially assigned to work. An employee registered in one organization as an internal part-time worker is counted as one person. The number includes employees in the cases specified in Articles 11, 83, 102, 119, 150, 159, 160, 165, 229, 236, 242, 254 of the Labor Code and in other cases provided for by legislative and other regulatory acts on labor.

The number of employees with work books does not include employees hired part-time from other organizations, who performed work under civil law contracts, sent by organizations to study in educational institutions with a break from work.

The number of employees used to calculate the average wage - characterizes the average number of employees who have work books, who are paid wages, with the exception of women who were on maternity leave; persons who were on leave in connection with the adoption of a newborn child directly from the maternity hospital, as well as on parental leave; employees studying in educational institutions and who were on additional leave without pay, as well as those entering educational institutions who were on leave without pay to pass entrance exams.

The average number of employees for the period from the beginning of the year to the reporting month inclusive is determined by summing up the average monthly number of employees for all months that have elapsed for the period from the beginning of the year to the reporting month inclusive, and dividing the amount received by the number of months in the period.